

RELATÓRIO DE TRÁFEGO NA REDE NACIONAL DE AUTOESTRADAS 3º Trimestre de 2019



FICHA TÉCNICA

Título: Relatório de Tráfego
na Rede Nacional de Autoestradas

Edição: 3º Trimestre de 2019

Editor: Instituto da Mobilidade e dos Transportes, I.P. (**IMT, I.P.**)

Av. das Forças Armadas, 40

1649-022 Lisboa

Tel.: 217 949 000

Fax: 217 973 777

www.imt-ip.pt

Coordenação Direção de Serviços de Estudos, Avaliação e Prospetiva (**DSEAP**);

Técnica: Direção de Serviços de Gestão de Contratos de Concessões (**DSGCC**);
Direção de Serviços de Sistemas de Informação (**DSSI**).

Fonte: Dados de tráfego fornecidos pelas concessionárias rodoviárias no âmbito das obrigações contratuais de informação

Processamento: Estatísticas de Tráfego elaboradas automaticamente a partir de:

- Sistema de Monitorização, Análise e Recenseamento de Tráfego (**SMART**);
- Sistema de Informação Geográfica (**SIG**).

Data edição: Novembro de 2019

ÍNDICE

A – Tráfego Médio Diário Mensal por Autoestrada	1
B – Tráfego Médio Diário Mensal por Concessão	60
C – Variação do Tráfego Médio Diário Mensal	77
D – Variação da Circulação Diária Mensal	86

Notas: A informação de tráfego na rede da EP, SA está incompleta por falta de fornecimento de alguns dados por parte da concessionária.

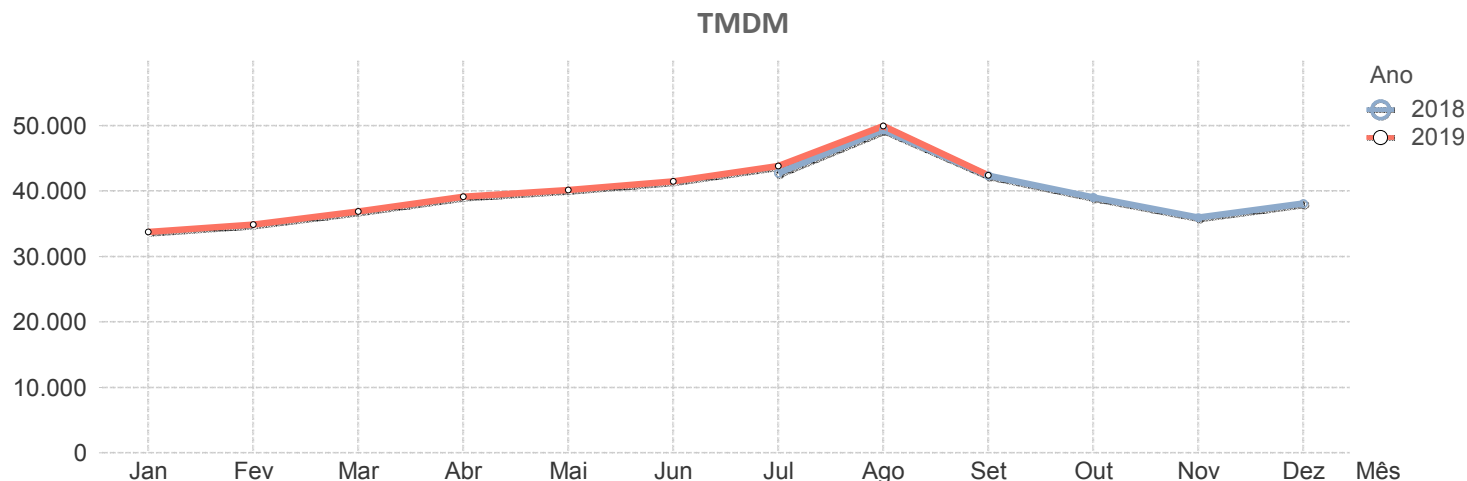
Os valores das médias ponderadas de TMDM assinalados a azul não incluem os sublanços com falta de dados (N/D).

Os valores das médias ponderadas de TMDM assinalados a verde foram revistos pela concessionária.

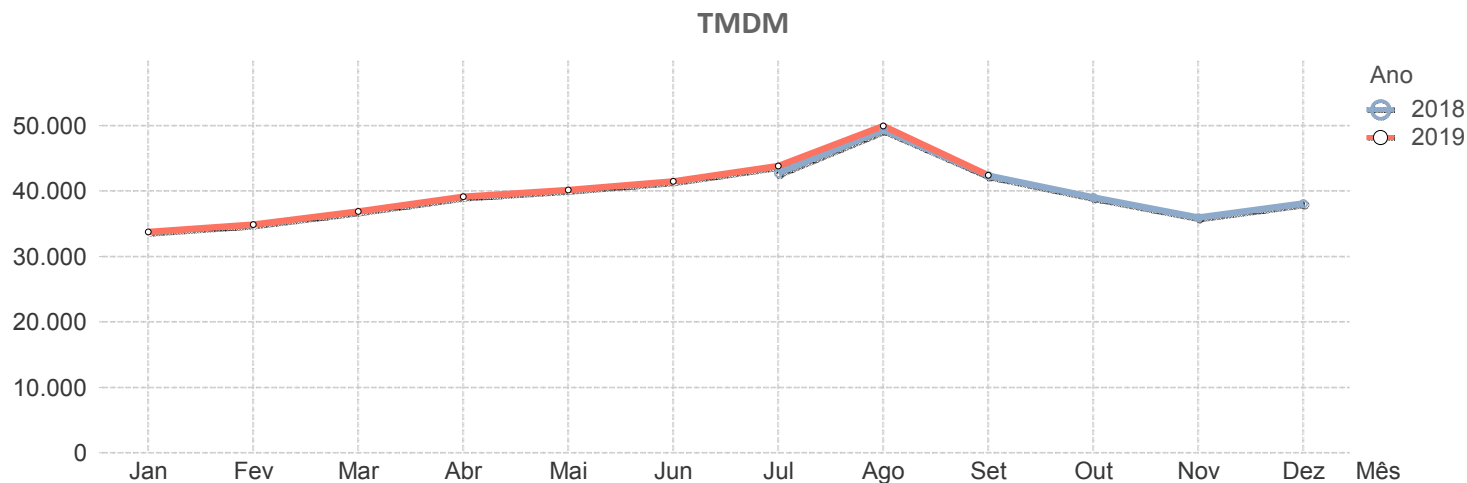
Os valores das médias ponderadas de TMDM assinalados a laranja são provisórios.

Estatística de Tráfego na Rede Nacional de Autoestradas

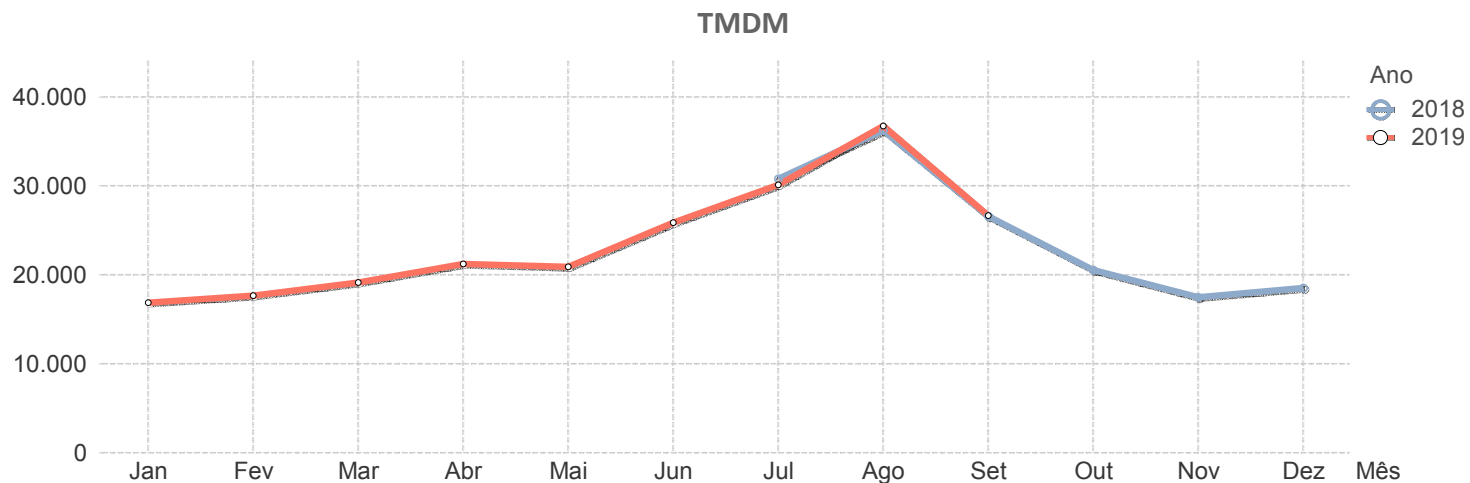
		A1														
		2018						2019								
Sublanço	..	Jul	Ago	Set	Out	Nov	Dez	Jan	Fev	Mar	Abr	Mai	Jun	Jul	Ago	Set
Sacavém – S. João da Talha	..	99.155	96.701	101.148	97.990	94.470	99.243	93.917	97.534	98.754	97.779	103.435	100.812	103.720	99.253	101.619
S. João da Talha – Stª Iría de Azóia (A1/IC2)	..	91.391	90.003	93.378	90.159	86.802	91.540	86.211	89.545	90.829	90.178	95.022	93.081	95.723	92.347	94.071
Stª Iría de Azóia (A1/IC2) – Alverca (A1/A9)	..	84.665	84.745	87.643	85.745	82.993	86.659	81.144	84.145	86.007	84.920	88.903	86.838	89.450	85.602	88.486
Alverca (A1/A9) – Vila Franca de Xira II	..	68.191	68.572	68.696	67.261	64.169	67.565	61.652	64.054	66.298	66.248	68.952	68.561	70.542	68.901	69.631
Vila Franca de Xira II – Vila Franca de Xira I	..	69.004	69.383	69.151	67.911	64.601	67.835	62.053	64.532	66.706	66.797	70.028	69.616	71.766	70.043	70.806
Vila Franca de Xira I – Castanheira do Rib...	..	57.118	59.122	57.228	54.945	52.318	55.672	49.515	51.756	53.879	54.674	56.208	56.882	58.673	59.326	58.051
Castanheira do Ribatejo – A1/A10	..	56.545	58.766	56.709	54.242	51.741	55.018	48.860	51.018	53.213	54.028	55.454	56.211	57.981	58.898	57.327
A1/A10 – Carregado	..	67.459	71.141	66.929	63.920	60.705	63.954	56.928	59.425	61.981	63.800	65.428	66.798	69.819	71.866	68.089
Carregado – Aveiras de Cima	..	51.052	56.315	50.272	46.906	44.240	47.438	40.846	42.654	45.562	48.074	48.126	50.726	52.920	57.096	51.078
Aveiras de Cima – Cartaxo	..	39.572	45.126	39.034	35.978	33.712	36.719	30.805	32.134	34.938	37.231	36.988	39.697	41.118	45.982	39.679
Cartaxo – Santarém	..	40.140	45.734	39.540	36.609	34.333	37.245	31.402	32.746	35.528	37.855	37.649	40.346	41.735	46.619	40.306
Santarém – A1/A15	..	45.080	53.629	43.423	38.330	35.411	38.426	32.451	33.682	36.712	39.949	39.339	43.598	45.690	54.084	43.608
A1/A15 – Torres Novas (A1/A23)	..	42.512	51.110	40.886	35.941	33.152	36.072	30.042	31.232	34.217	37.661	36.743	40.694	43.079	51.668	40.978
Torres Novas (A1/A23) – Fátima	..	30.413	37.146	29.739	25.907	23.201	24.976	21.323	21.957	24.117	26.626	26.645	29.068	30.670	37.524	29.532
Fátima – Leiria	..	31.488	40.700	31.186	27.046	23.720	25.809	21.920	22.454	24.544	27.210	27.630	29.932	31.808	41.111	30.845
Leiria – Pombal	..	31.234	40.412	31.011	26.913	23.427	25.365	21.596	22.260	24.282	27.127	27.378	29.608	31.528	40.773	30.845
Pombal – Soure	..	31.150	40.184	30.864	26.953	23.515	25.418	21.659	22.207	24.274	27.087	27.433	29.466	31.376	40.478	30.648
Soure – Condeixa	..	31.288	40.325	30.992	27.146	23.706	25.562	21.845	22.375	24.434	27.236	27.651	29.582	31.449	40.609	30.805



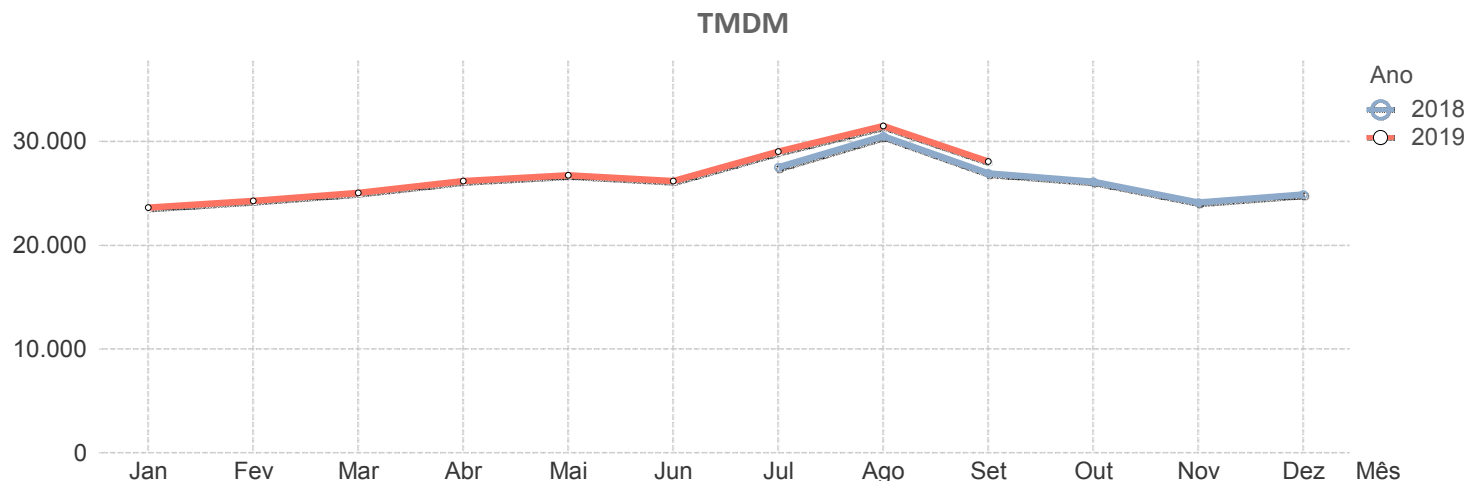
		A1														
		2018						2019								
Sublanço	..	Jul	Ago	Set	Out	Nov	Dez	Jan	Fev	Mar	Abr	Mai	Jun	Jul	Ago	Set
Condeixa – Coimbra Sul	..	33.520	43.040	32.949	29.344	25.962	27.492	23.817	24.357	26.319	29.203	29.810	31.603	34.094	43.320	32.806
Coimbra Sul – Coimbra Norte (A1/A14)	..	31.826	41.179	31.142	27.751	24.586	26.059	22.612	23.027	24.804	27.468	27.981	29.729	32.285	41.350	30.805
Coimbra Norte (A1/A14) – Mealhada	..	32.270	38.755	32.072	29.265	26.035	26.885	24.100	24.817	26.409	28.362	30.235	30.821	33.227	39.269	31.799
Mealhada – Aveiro Sul	..	31.481	37.780	31.256	28.559	25.362	26.256	23.521	24.232	25.880	27.830	29.523	30.081	32.398	38.406	30.780
Aveiro Sul – Albergaria (A1/A25)	..	28.910	35.121	28.633	26.067	23.061	24.132	21.434	22.074	23.506	25.421	26.833	27.607	29.747	35.727	27.931
Albergaria (A1/A25) – Estarreja	..	47.124	55.713	46.321	42.897	38.805	40.469	36.392	37.965	39.744	42.643	44.414	44.640	48.935	56.144	45.867
Estarreja – Feira	..	44.165	52.586	43.398	40.161	36.352	38.070	34.071	35.481	37.144	39.906	41.440	41.894	45.943	53.151	43.147
Feira – Espinho (A1/A41)	..	48.659	57.341	47.945	45.184	41.526	44.338	39.113	40.676	42.170	44.683	46.607	46.459	50.791	58.057	48.032
Espinho (A1/A41) – Feiteira	..	48.962	55.139	48.362	46.242	42.988	45.793	40.650	42.381	43.696	45.695	47.727	47.049	51.224	56.187	49.128
Feiteira – Carvalhos	..	75.410	80.222	75.080	73.393	69.621	72.482	66.788	69.237	70.435	72.048	75.521	73.335	78.485	81.448	76.203
Carvalhos – Jaca	..	45.328	46.274	45.658	45.139	43.694	45.913	42.028	43.490	43.828	44.334	46.116	45.253	47.340	47.377	46.541
Jaca – Santo Ovídio	..	70.419	69.219	70.500	70.442	68.733	71.277	67.214	69.441	69.414	69.549	72.772	70.670	74.109	73.085	74.932
Santo Ovídio – Coimbrões	..	73.839	72.909	74.118	72.257	72.137	73.663	69.908	69.262	68.734	72.841	75.205	73.306	76.521	73.996	75.055
Coimbrões – Canidelo	..	120.015	116.787	118.745	118.957	114.858	117.833	114.011	114.413	115.121	116.605	121.580	118.442	116.171	116.204	121.103
Canidelo – Afurada	..	117.784	114.771	116.731	115.543	111.992	114.200	110.593	110.858	111.922	113.478	118.821	115.174	112.884	114.461	117.695
Afurada – Arrábida	..	117.784	114.771	116.731	115.543	111.992	114.200	110.593	110.858	111.922	113.478	118.821	115.174	112.884	114.461	117.695
Média Ponderada	..	42.743	49.355	42.341	39.059	35.938	38.118	33.735	34.870	36.876	39.147	40.167	41.504	43.856	49.939	42.424



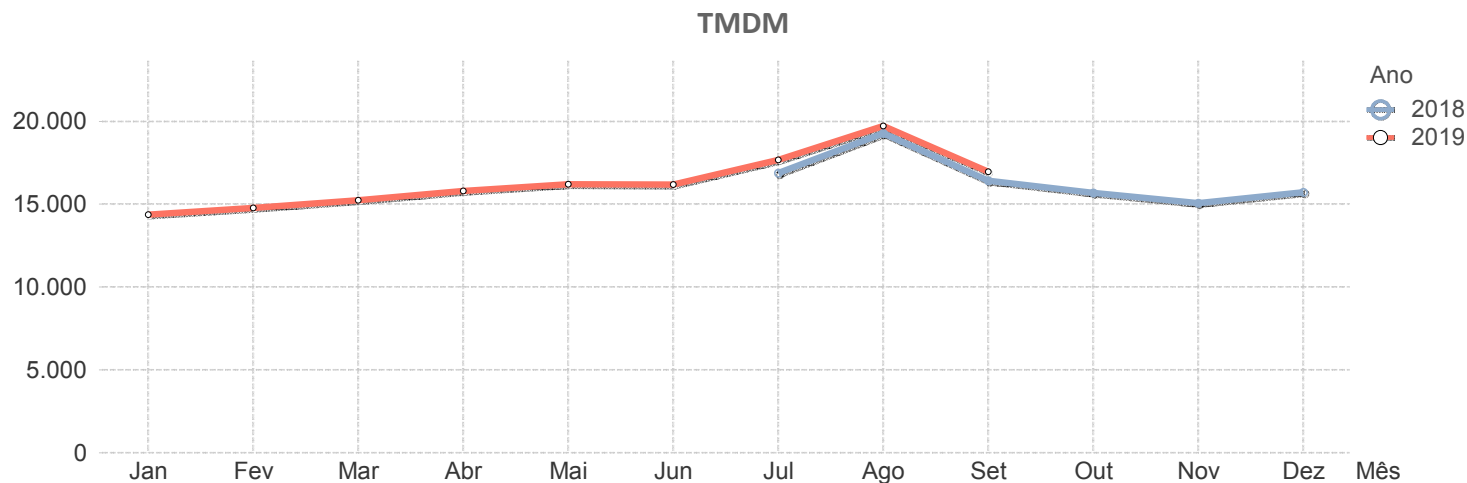
		A2														
		2018						2019								
Sublanço	..	Jul	Ago	Set	Out	Nov	Dez	Jan	Fev	Mar	Abr	Mai	Jun	Jul	Ago	Set
Ponte 25 de Abril	..	157.399	156.684	154.719	142.590	131.780	134.645	129.988	134.800	138.324	135.896	146.212	143.386	153.255	148.666	148.194
Almada – Fogueteiro	..	90.788	88.758	87.185	81.979	78.940	83.128	78.503	79.848	82.122	82.068	85.203	86.797	91.365	88.742	87.420
Fogueteiro – Coina	..	40.734	40.242	38.226	35.521	34.055	36.170	33.011	34.399	35.481	36.047	37.305	38.629	41.141	40.781	39.066
Coina – Palmela	..	36.593	36.852	33.870	31.358	29.236	30.242	28.377	29.910	30.811	31.820	32.725	34.560	36.985	37.587	34.828
Palmela – A2/A12	..	37.989	38.307	34.803	32.667	30.524	31.264	29.645	31.118	31.984	33.020	33.939	35.702	38.330	38.869	35.840
A2/A12 – Marateca	..	34.271	39.033	29.668	23.721	19.979	21.765	18.811	20.082	22.261	24.980	24.354	30.046	33.886	39.906	30.384
Marateca – A2/A6/A13	..	32.710	37.453	28.202	22.443	18.822	20.527	17.676	18.904	21.073	23.764	23.067	28.533	32.291	38.170	28.920
A2/A6/A13 – Alcácer do Sal	..	31.059	39.349	25.358	17.414	13.530	14.556	12.793	13.689	15.643	18.661	17.787	24.804	30.070	40.036	25.680
Alcácer do Sal – Grândola Norte	..	28.334	36.036	23.227	15.976	12.436	13.331	11.743	12.765	14.516	17.160	16.122	22.428	27.121	36.385	23.015
Grândola Norte – Grândola Sul	..	21.942	28.497	17.861	11.813	9.015	9.641	8.426	8.928	10.183	12.743	11.551	17.042	21.067	28.986	17.851
Grândola Sul – Aljustrel	..	18.527	24.684	14.590	8.999	6.471	6.958	6.067	6.407	7.495	9.681	8.746	13.986	17.883	25.541	14.687
Aljustrel – Castro Verde	..	18.452	24.659	14.513	8.877	6.374	6.866	5.986	6.321	7.409	9.579	8.660	13.916	17.841	25.553	14.689
Castro Verde – Almodôvar	..	19.890	26.364	15.654	9.655	7.013	7.691	6.593	6.948	8.127	10.444	9.473	15.017	19.220	27.282	15.872
Almodôvar – S. B. Messines	..	20.240	26.779	15.953	9.937	7.304	8.028	6.896	7.241	8.448	10.737	9.790	15.350	19.546	27.713	16.224
S. B. Messines – Paderne (A22)	..	19.756	26.133	15.518	9.625	7.038	7.625	6.628	6.979	8.139	10.393	9.543	14.922	19.011	26.653	15.646
Média Ponderada		30.794	36.245	26.580	20.562	17.497	18.537	16.873	17.678	19.140	21.217	20.915	25.880	30.115	36.739	26.674



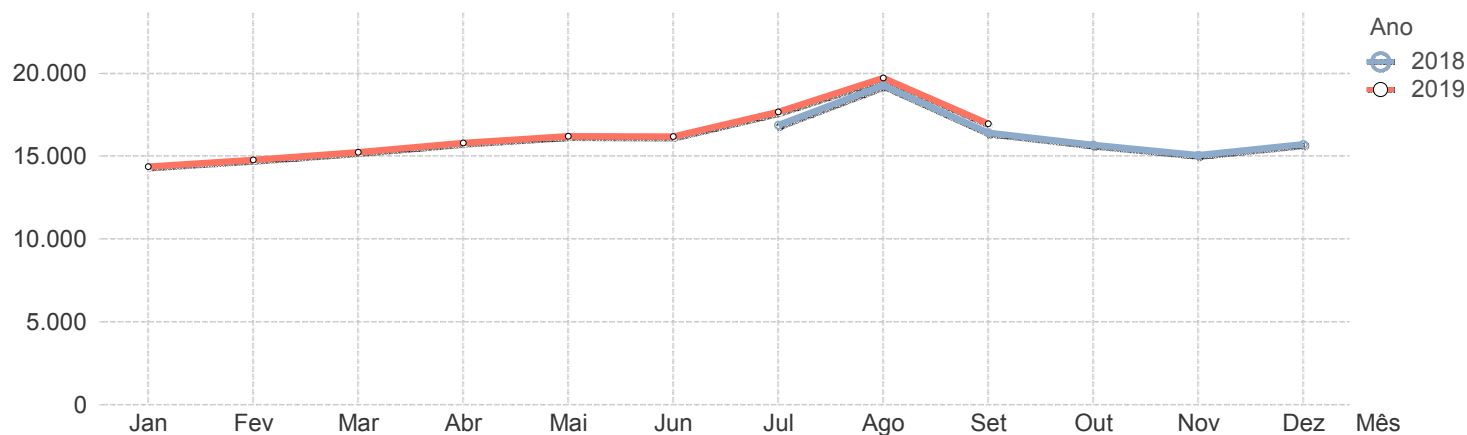
		A3														
		2018						2019								
Sublanço	..	Jul	Ago	Set	Out	Nov	Dez	Jan	Fev	Mar	Abr	Mai	Jun	Jul	Ago	Set
Porto (VCI) – EN 12	..	109.152	108.509	107.564	105.813	100.528	103.261	99.113	102.554	104.055	103.647	108.972	104.912	110.961	107.442	108.391
EN 12 – Águas Santas (A3/A4)	..	135.843	132.286	134.600	134.296	128.644	130.229	126.267	130.317	131.622	130.911	138.338	131.767	139.463	131.682	136.764
Águas Santas (A3/A4) – Maia	..	75.797	73.800	73.948	74.636	71.201	70.796	69.955	72.666	72.995	72.891	76.814	72.281	77.993	74.203	77.488
Maia – Santo Tirso	..	61.399	62.232	60.730	60.897	57.515	57.821	56.216	58.133	58.805	59.738	62.320	59.790	64.977	63.569	63.324
Santo Tirso – Famalicão	..	53.865	56.131	53.510	53.279	49.820	50.101	48.741	50.575	51.295	52.481	54.737	52.880	57.887	57.555	55.718
Famalicão – Cruz	..	28.343	31.146	28.130	27.055	25.071	25.644	24.780	25.135	25.860	27.119	27.877	27.253	30.225	32.056	29.287
Cruz – Braga Sul	..	25.877	28.869	25.777	24.806	22.935	23.505	22.643	22.952	23.658	24.934	25.573	25.036	27.796	29.892	26.999
Braga Sul – Braga Poente	..	11.889	15.707	11.506	10.409	9.105	9.951	8.918	9.096	9.769	10.975	10.679	11.012	12.810	16.464	12.091
Braga Poente – EN 201	..	11.465	16.304	11.115	9.717	8.296	9.524	8.111	8.238	9.068	10.402	9.950	10.510	12.283	17.254	11.684
EN 201 – Ponte de Lima Sul	..	12.586	17.595	12.209	10.749	9.270	10.487	8.976	9.150	10.001	11.339	10.896	11.495	13.382	18.570	12.733
Ponte de Lima Sul – Ponte de Lima Norte	..	14.953	20.374	14.505	13.365	11.803	13.000	11.504	11.744	12.550	13.898	13.533	13.988	16.032	21.611	15.329
Ponte de Lima Norte – EN 303	..	9.938	13.488	9.257	8.519	7.245	8.368	6.880	6.944	7.711	9.148	8.458	8.860	10.535	14.429	9.752
EN 303 – Valença (Sul)	..	9.672	12.688	9.018	8.326	7.117	8.216	6.751	6.810	7.544	8.979	8.277	8.607	10.242	13.576	9.516
Valença (Sul) – Valença	..	12.434	15.631	11.395	10.545	8.670	7.874	8.977	9.215	10.346	10.585	10.909	10.923	13.562	17.734	12.646
Valença – Fronteira	..	20.243	25.455	18.556	17.228	14.142	12.124	14.083	14.097	13.971	15.621	14.897	15.473	21.395	26.900	19.611
Média Ponderada	..	27.513	30.500	26.930	26.142	24.130	24.907	23.623	24.286	25.054	26.178	26.752	26.188	29.041	31.490	28.082



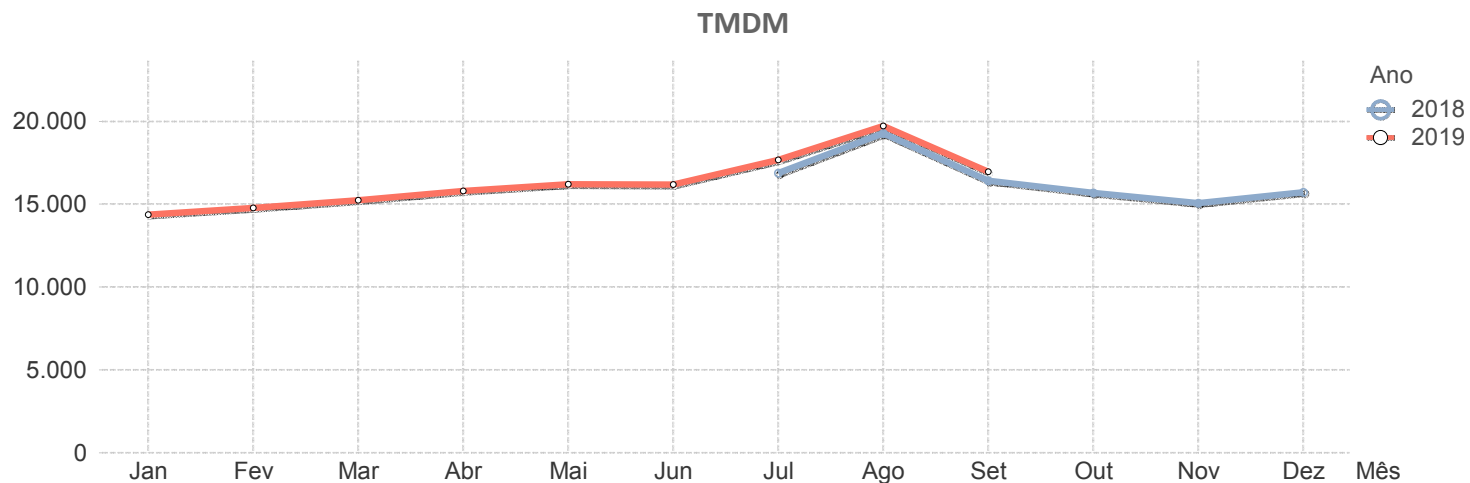
A4																
Sublanço	2018						2019									
	Jul	Ago	Set	Out	Nov	Dez	Jan	Fev	Mar	Abr	Mai	Jun	Jul	Ago	Set	
Matosinhos – Sendim	44.822	40.142	45.109	44.452	44.943	44.821	45.244	46.735	44.330	46.143	53.079	47.846	48.759	44.355	48.957	
Sendim – Guifões	61.687	57.485	61.607	59.829	59.474	59.764	58.320	61.384	60.288	62.852	68.700	63.752	66.818	63.524	66.861	
Guifões – Custóias	61.687	57.485	61.607	59.829	59.474	59.764	58.320	61.384	60.288	62.852	68.700	63.752	66.818	63.524	66.861	
Custóias – Via Norte	51.069	48.788	49.550	50.846	49.954	50.575	47.641	49.292	49.311	49.293	54.602	51.605	55.746	50.485	53.915	
Via Norte – Ponte da Pedra	46.666	44.966	45.531	46.751	45.757	45.810	43.688	45.357	45.273	45.191	49.994	47.025	50.877	46.225	49.098	
Ponte da Pedra – Águas Santas (A3/A4)	55.511	52.541	54.492	55.914	54.523	53.982	52.557	54.571	54.213	54.023	59.235	54.426	60.034	54.000	57.556	
Águas Santas (A3/A4) – Ermesinde	91.130	91.837	89.700	88.205	84.708	87.603	81.577	84.297	85.621	85.471	90.243	87.929	92.390	90.129	88.758	
Ermesinde – Valongo	48.389	48.765	47.630	46.836	44.979	46.517	43.317	44.761	45.464	45.384	47.918	46.689	49.058	47.858	47.129	
Valongo – Campo	45.000	45.775	44.195	43.328	41.633	43.127	39.849	41.081	41.926	42.086	44.152	43.329	45.740	45.258	44.136	
Campo – A4/A41	43.589	46.896	42.472	40.961	39.284	41.079	37.792	38.822	40.065	40.519	42.239	42.062	45.384	47.391	43.628	
A4/A41 – Baltar	43.589	46.896	42.472	40.961	39.284	41.079	37.792	38.822	40.065	40.519	42.239	42.062	45.384	47.391	43.628	
Baltar – Paredes	38.169	41.649	37.024	35.411	33.909	35.609	32.471	33.414	34.651	35.201	36.507	36.662	39.450	42.002	37.937	
Paredes – Guilhufe	33.765	37.455	32.605	30.948	29.583	31.129	28.242	29.128	30.348	31.009	32.010	32.520	35.092	37.945	33.643	
Guilhufe – Penafiel	33.281	36.814	32.221	30.829	29.603	31.019	28.334	29.194	30.293	30.979	31.807	32.236	34.714	37.435	33.502	
Penafiel – Castelões (A4/A11)	28.623	32.535	27.549	25.953	24.561	26.071	23.601	24.288	25.400	26.257	26.725	27.370	29.799	33.147	28.587	
Castelões (A4/A11) – Amarante Poente	21.641	25.809	20.909	19.014	17.670	18.699	16.797	17.458	18.580	19.482	19.514	20.517	22.856	26.957	21.873	
Amarante Poente – Amarante (Margem E...)	25.652	29.825	24.989	23.242	21.761	22.879	20.887	21.678	22.838	23.283	23.967	24.882	26.662	30.742	25.531	
Amarante (Margem Esqª) – Gerales	24.665	28.767	24.019	22.345	20.908	21.981	20.038	20.812	21.943	22.631	23.024	23.941	25.652	29.647	24.593	



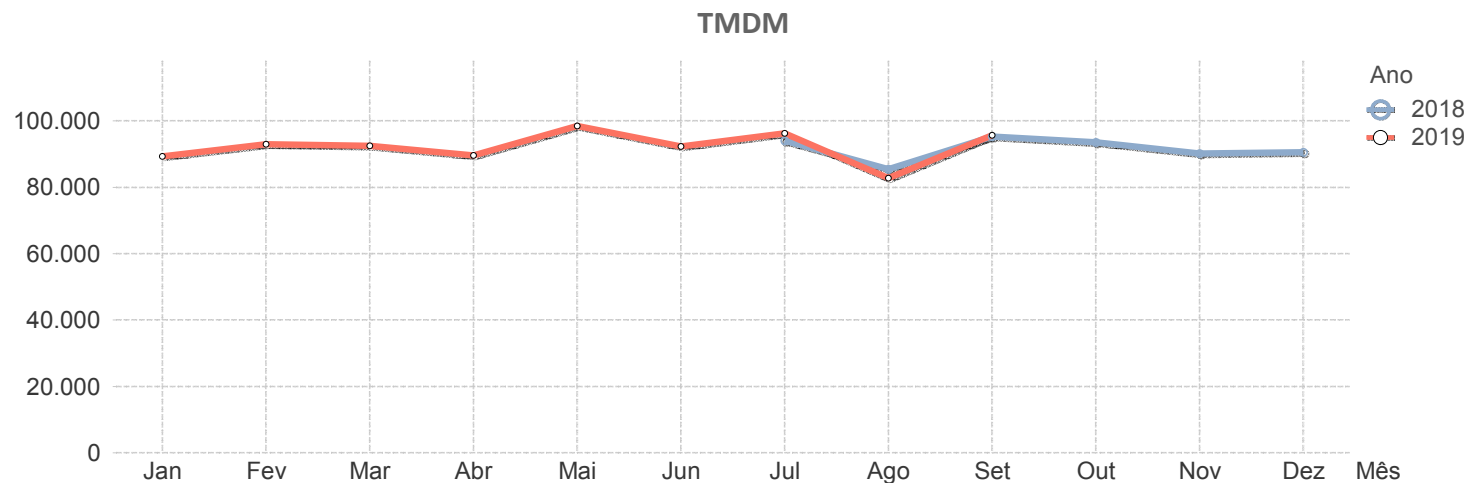
A4																
Sublanço	2018						2019									
	Jul	Ago	Set	Out	Nov	Dez	Jan	Fev	Mar	Abr	Mai	Jun	Jul	Ago	Set	
Geraldes – Padronelo	24.096	29.225	23.524	21.465	20.466	21.556	18.265	19.449	20.512	21.161	22.060	22.255	23.580	28.613	23.734	
Padronelo – Ligação ao IP4	15.953	19.349	16.013	14.613	13.934	14.677	14.051	13.875	14.957	15.431	16.085	16.226	17.984	20.737	17.543	
Ligação ao IP4 – Campeã	12.758	15.262	12.887	11.241	10.820	11.874	10.708	10.394	11.260	11.374	12.152	12.078	13.280	14.789	12.977	
Campeã – Parada de Cunhos	11.404	13.908	12.590	11.355	10.973	11.691	10.619	10.257	10.536	11.199	11.943	11.892	12.998	14.515	13.094	
Parada de Cunhos – Vila Real Sul	10.774	13.784	10.542	9.784	9.001	9.510	8.367	8.699	9.171	10.066	9.766	10.348	11.794	14.892	11.342	
Vila Real Sul – A4/A24	10.919	14.184	10.341	9.909	9.238	9.942	8.658	8.930	9.433	10.261	9.980	10.517	11.933	15.381	11.531	
A4/A24 – Vila Real Nascente	8.978	11.919	8.563	8.102	7.754	8.340	7.175	7.478	7.733	8.472	7.940	8.388	9.622	12.667	8.963	
Vila Real Nascente – Lames	13.293	17.147	12.691	12.187	11.702	12.482	10.807	11.311	11.619	12.408	11.732	12.198	13.845	17.660	13.259	
Lames – Justes	12.506	16.260	11.311	11.510	11.062	11.898	10.362	10.737	11.021	11.930	11.335	11.836	13.168	16.864	12.549	
Justes – Pópulo	11.724	15.300	11.330	10.821	10.282	10.980	9.342	9.880	10.308	11.138	10.647	11.126	12.321	16.090	11.823	
Pópulo – Murça	8.658	11.258	8.203	7.798	7.598	8.005	7.130	7.356	7.531	8.208	7.817	8.025	9.073	11.711	8.566	
Murça – Palheiros	7.405	9.745	6.982	6.634	6.425	6.767	6.008	6.220	6.404	7.003	6.627	6.891	7.790	10.140	7.318	
Palheiros – Franco	7.380	9.716	6.967	6.611	6.382	6.723	5.953	6.158	6.359	6.963	6.583	6.862	7.758	10.102	7.288	
Franco – Lamas de Orelhão	7.475	9.877	7.066	6.705	6.482	6.865	6.090	6.282	6.505	7.091	6.690	6.966	7.880	10.269	7.386	
Lamas de Orelhão – Mirandela Poente	7.842	10.557	7.605	7.206	7.015	7.386	6.550	6.775	7.012	7.616	7.182	7.456	8.411	10.949	7.935	
Mirandela Poente – Mirandela Norte	6.138	8.402	5.778	5.396	5.238	5.454	4.877	5.011	5.152	5.398	5.045	5.284	6.060	8.530	5.905	
Mirandela Norte – Romeu	6.814	9.052	6.390	6.080	5.877	5.980	5.542	5.637	5.812	6.273	6.058	6.252	7.139	9.309	6.640	
Romeu – Amendoeira	6.774	8.993	6.349	6.016	5.748	5.836	5.276	5.482	5.715	6.169	6.004	6.198	7.082	9.175	6.520	

TMDM


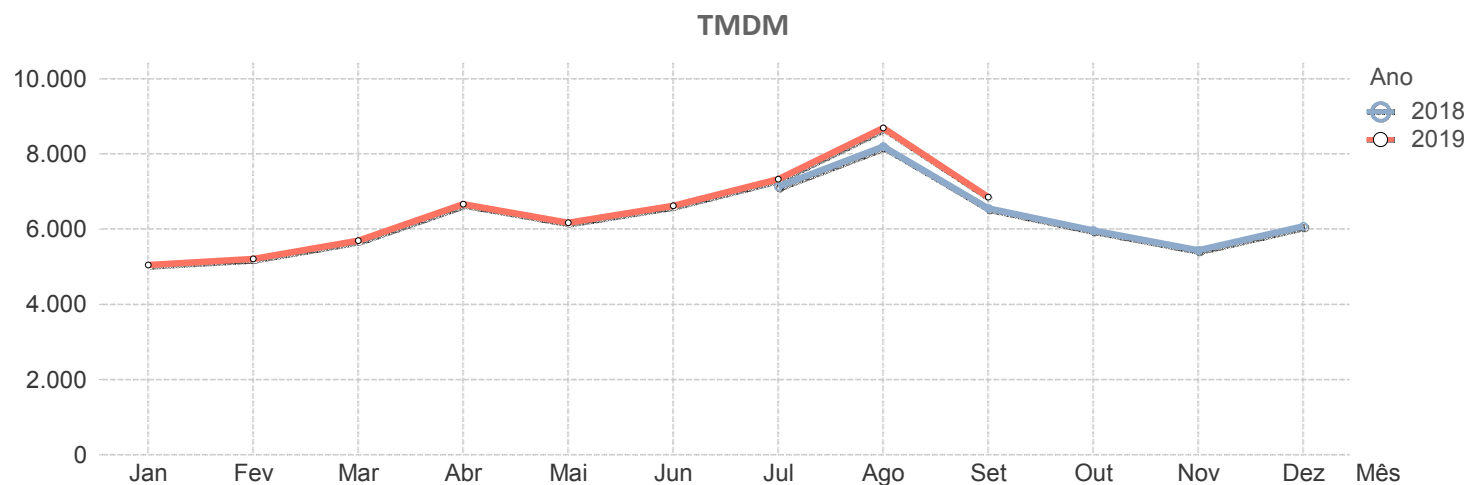
A4																
Sublanço	2018						2019									
	Jul	Ago	Set	Out	Nov	Dez	Jan	Fev	Mar	Abr	Mai	Jun	Jul	Ago	Set	
Amendoeira – Lamas de Podence	6.639	9.211	6.090	5.715	5.494	5.567	5.142	5.267	5.564	6.011	5.804	5.990	6.977	9.484	6.311	
Lamas de Podence – Azibo	7.451	10.305	6.784	6.259	5.975	6.069	5.585	5.738	5.996	6.553	6.378	6.574	7.790	10.507	6.920	
Azibo – Quintela de Lapaças	6.824	9.012	6.447	6.195	5.990	6.074	5.597	5.697	5.907	6.486	6.243	6.304	7.150	9.313	6.581	
Quintela de Lapaças – Vale de Nogueira	6.585	8.563	6.208	6.016	5.809	5.836	5.444	5.522	5.700	6.272	6.047	6.090	6.894	8.856	6.426	
Vale de Nogueira – Santa Comba de Rossas	7.051	8.606	6.715	6.369	6.213	6.226	5.600	6.002	6.196	6.774	6.545	6.473	7.320	9.464	6.875	
Santa Comba de Rossas – Mós	7.311	9.523	6.994	6.742	6.550	6.594	6.215	6.206	6.436	7.045	6.814	6.830	7.655	9.863	7.107	
Mós – Bragança Poente	8.378	11.019	7.918	7.737	7.575	7.488	6.897	7.151	7.447	8.043	7.878	7.783	8.680	11.378	8.087	
Bragança Poente – Bragança Sul	1.986	3.063	1.692	1.574	1.438	1.529	1.394	1.371	1.441	1.792	1.567	1.650	2.212	3.350	1.758	
Bragança Sul – Bragança Nascente	2.521	3.604	2.082	1.999	2.031	2.165	1.926	1.916	1.986	2.399	2.154	2.173	2.864	4.138	2.417	
Bragança Nascente – Rio Frio	4.236	6.127	3.784	3.735	3.546	3.856	3.269	3.301	3.431	4.015	3.765	3.656	4.449	6.533	3.965	
Rio Frio – Quintanilha	2.954	4.124	2.566	2.499	2.341	2.561	2.244	2.185	2.281	2.761	2.503	2.419	3.132	4.476	2.693	
Quintanilha – Quintanilha (Fronteira)	2.742	3.901	2.412	2.299	2.178	2.399	2.081	2.022	2.127	2.604	2.268	2.255	2.892	4.283	2.558	
Média Ponderada	16.883	19.276	16.411	15.686	15.067	15.717	14.372	14.777	15.245	15.797	16.209	16.180	17.677	19.718	16.955	



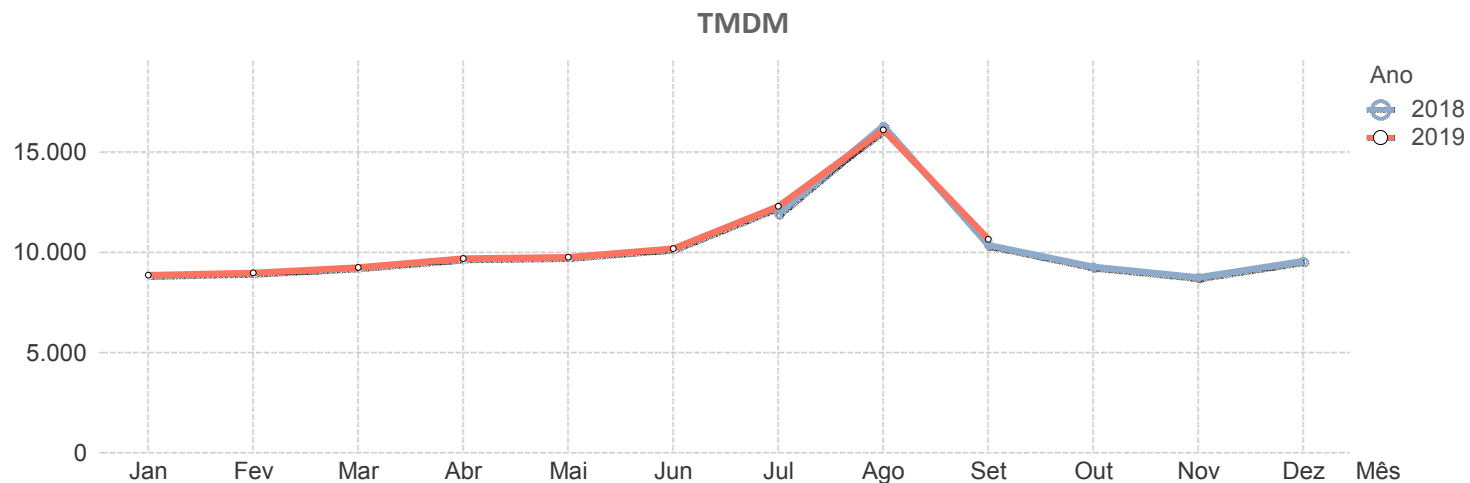
		A5														
		2018						2019								
Sublanço	..	Jul	Ago	Set	Out	Nov	Dez	Jan	Fev	Mar	Abr	Mai	Jun	Jul	Ago	Set
Viaduto Duarte Pacheco – Cruz das Olivei...	..	138.560	124.715	138.474	137.105	133.015	134.089	131.847	136.369	135.164	130.949	141.889	132.848	139.317	121.766	139.023
Cruz das Oliveiras – Monsanto	..	138.026	124.031	138.064	136.261	132.112	133.424	131.014	135.739	134.618	130.552	141.424	132.625	139.307	121.392	138.248
Monsanto – Miraflores (A5/IC17)	..	90.485	79.174	91.214	91.386	88.300	87.379	87.447	91.251	89.921	86.469	95.140	86.805	91.619	76.129	91.590
Miraflores (A5/IC17) – Linda-a-Velha	..	157.688	142.822	158.962	156.592	152.286	151.690	150.430	157.345	156.460	151.320	164.703	153.474	160.772	138.398	160.653
Linda-a-Velha – Estádio Nacional	..	143.643	130.712	145.308	142.516	137.928	137.538	137.078	142.893	142.466	137.197	149.948	139.819	147.122	127.083	146.255
Estádio Nacional – Oeiras	..	128.409	115.360	129.795	128.069	123.940	124.190	122.669	127.440	126.210	122.162	134.505	125.862	132.232	111.798	131.020
Oeiras – Carcavelos	..	86.520	79.454	88.363	85.455	81.708	82.702	80.728	84.302	84.367	81.823	90.851	85.773	88.621	76.542	88.064
Carcavelos – Estoril	..	57.185	52.355	58.734	57.411	54.611	55.151	53.890	56.183	56.080	54.723	61.057	57.445	59.044	50.459	58.735
Estoril – Alcabideche	..	43.593	40.439	44.985	43.916	41.736	42.271	41.470	43.345	43.134	41.741	46.601	44.067	44.987	38.487	44.813
Alcabideche – Alvide	..	46.089	43.415	47.316	46.470	43.962	44.103	43.869	45.685	45.630	44.409	49.008	46.960	47.969	42.340	47.890
Alvide – Cascais	..	37.841	36.027	38.767	37.779	35.402	35.614	35.473	37.040	37.087	36.640	40.141	38.887	39.562	34.865	39.211
Média Ponderada	..	94.030	85.409	95.305	93.587	90.134	90.518	89.291	92.975	92.480	89.587	98.456	92.305	96.247	82.723	95.716



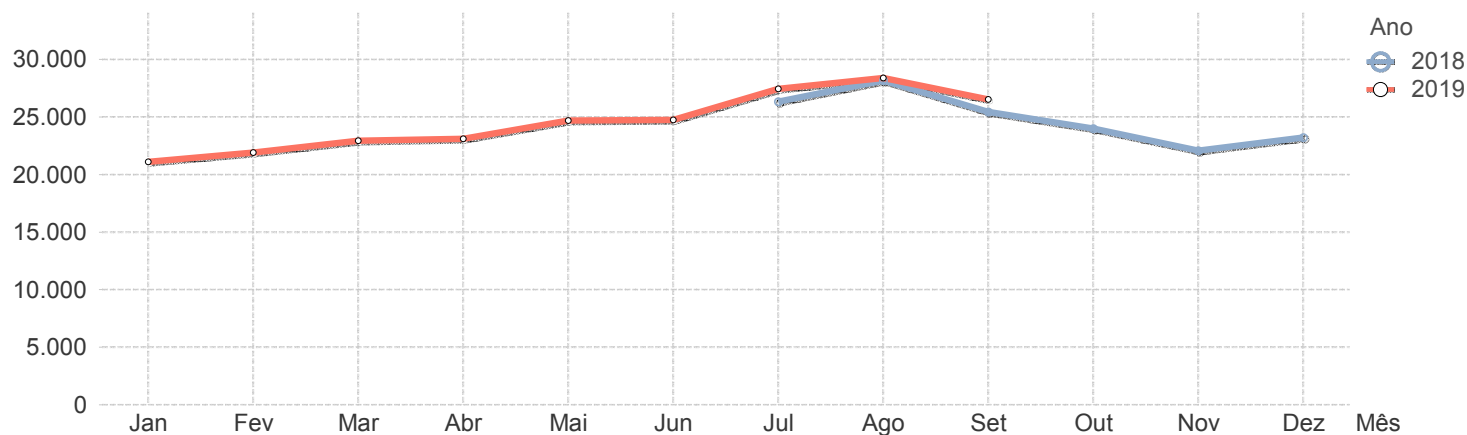
A6																
Sublanço	2018						2019									
	Jul	Ago	Set	Out	Nov	Dez	Jan	Fev	Mar	Abr	Mai	Jun	Jul	Ago	Set	
A2/A6/A13 – Vendas Novas	10.950	12.010	10.352	9.336	8.579	9.425	7.961	8.383	9.030	10.112	9.689	10.478	11.198	12.631	10.791	
Vendas Novas – Montemor-o-Novo Poente	10.030	11.110	9.553	8.630	7.913	8.709	7.319	7.679	8.314	9.372	8.912	9.656	10.294	11.628	9.911	
Montemor-o-Novo Poente – Montemor-...	9.245	10.223	8.777	7.956	7.264	7.988	6.717	7.040	7.639	8.732	8.248	8.917	9.523	10.763	9.148	
Montemor-o-Novo Nascente – Évora Poe...	8.185	9.198	7.740	6.985	6.337	7.000	5.849	6.099	6.636	7.679	7.225	7.828	8.422	9.678	8.019	
Évora Poente – Évora Nascente	4.365	5.376	3.797	3.405	3.012	3.547	2.787	2.804	3.206	4.005	3.469	3.824	4.450	5.665	3.943	
Évora Nascente – Extremoz	5.381	6.495	4.737	4.309	3.875	4.436	3.584	3.619	4.051	4.974	4.409	4.762	5.495	6.913	4.988	
Extremoz – Borba	4.316	5.412	3.690	3.324	2.928	3.403	2.679	2.699	3.103	3.929	3.342	3.650	4.379	5.771	3.860	
Borba – Elvas Poente	4.302	5.390	3.641	3.299	2.900	3.387	2.677	2.693	3.100	3.919	3.377	3.655	4.395	5.779	3.812	
Elvas Poente – EN246	6.540	7.577	5.720	5.484	5.044	5.429	4.731	4.846	5.196	6.134	5.718	5.902	6.817	8.134	6.034	
EN246 – Elvas Central	7.427	8.484	6.586	6.395	5.959	6.400	5.540	5.705	6.052	7.067	6.644	6.839	7.747	9.102	6.933	
Elvas Central – Elvas Nascente	8.046	9.042	7.178	6.905	6.375	6.778	5.957	6.135	6.462	7.481	7.282	7.404	8.419	9.733	7.604	
Elvas Nascente – Caia	12.302	13.329	12.016	11.231	10.847	12.036	10.225	10.387	11.025	12.398	11.899	12.092	12.841	14.426	12.767	
Caia – Fronteira do Caia	12.183	13.270	11.935	11.127	10.706	11.868	10.054	10.403	10.918	12.432	12.003	12.021	12.721	14.363	12.675	
Média Ponderada	7.140	8.203	6.555	5.969	5.443	6.079	5.046	5.209	5.700	6.668	6.171	6.622	7.330	8.692	6.851	



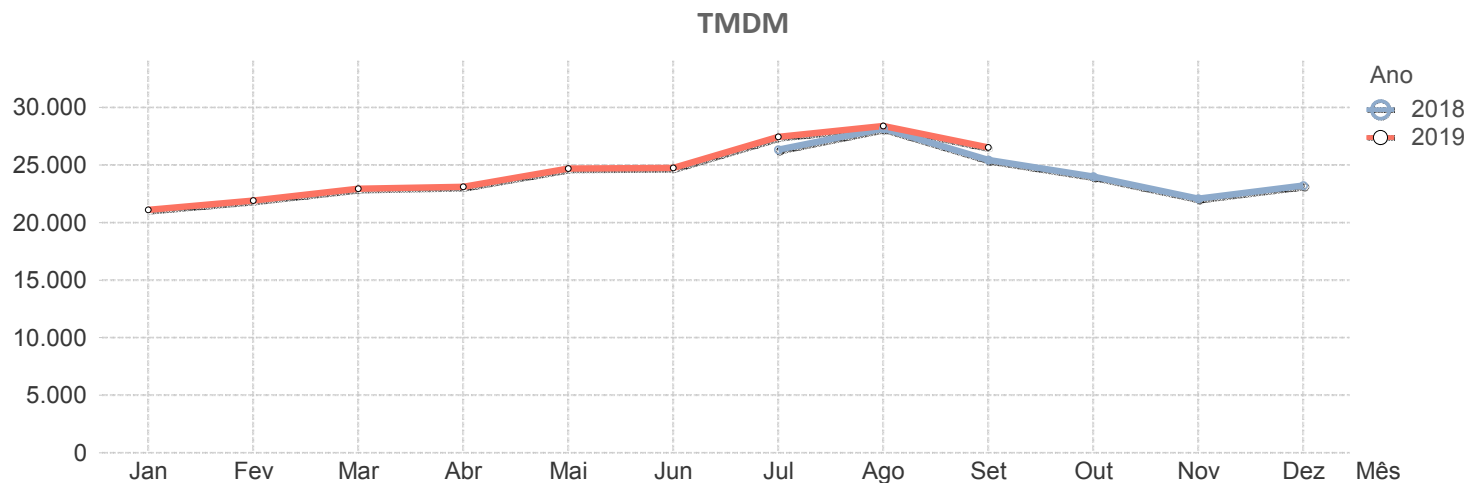
A7																
Sublanço	2018						2019									
	Jul	Ago	Set	Out	Nov	Dez	Jan	Fev	Mar	Abr	Mai	Jun	Jul	Ago	Set	
Póvoa de Varzim (A28) – EN206	11.861	16.742	9.496	7.359	6.903	7.901	7.184	7.579	8.051	7.847	8.726	9.577	12.117	15.931	9.829	
EN206 – Famalicão	12.325	17.499	9.889	7.631	7.170	8.254	7.533	7.942	8.420	8.201	9.086	9.976	12.597	16.631	10.293	
Famalicão – A3/A7	23.111	25.263	21.069	20.129	19.458	19.811	19.331	20.268	20.434	20.074	21.642	21.124	24.499	25.151	22.196	
A3/A7 – Seide	27.763	32.106	25.920	24.587	23.400	24.080	23.301	24.623	25.003	25.004	26.585	26.578	29.887	32.048	27.132	
Seide – Ave	23.999	27.833	22.444	21.325	20.320	20.884	20.132	21.287	21.610	21.672	23.025	23.118	25.810	27.756	23.474	
Ave – Selho	21.889	24.989	20.353	19.689	18.934	19.410	18.588	19.352	19.649	19.800	20.775	20.831	23.167	24.966	21.432	
Selho – Guimarães Sul	13.804	18.770	12.324	11.432	10.902	11.658	10.861	10.910	11.136	11.841	11.842	12.344	14.515	19.072	13.059	
Guimarães Sul – Calvos	14.842	19.766	13.266	12.468	11.934	12.719	11.842	11.848	12.009	12.789	12.741	13.217	15.460	20.052	13.993	
Calvos – Fafe Sul	9.509	14.350	8.074	7.337	6.831	7.672	6.957	6.799	6.820	7.496	7.113	7.696	9.484	13.791	8.065	
Fafe Sul – Basto	8.241	12.652	7.037	6.186	5.771	6.715	5.951	5.640	5.889	6.627	5.993	6.460	8.187	12.634	7.019	
Basto – Ribeira de Pena	7.053	11.123	5.844	5.185	4.778	5.458	4.900	4.641	4.859	5.641	5.022	5.256	6.974	11.115	5.728	
Ribeira de Pena – Vila Pouca de Aguiar (A...	6.223	9.955	5.020	4.440	4.058	4.799	4.203	3.890	4.135	4.912	4.252	4.502	6.090	10.076	4.900	
Média Ponderada	11.939	16.311	10.369	9.287	8.759	9.576	8.870	8.983	9.257	9.696	9.763	10.188	12.296	16.118	10.658	



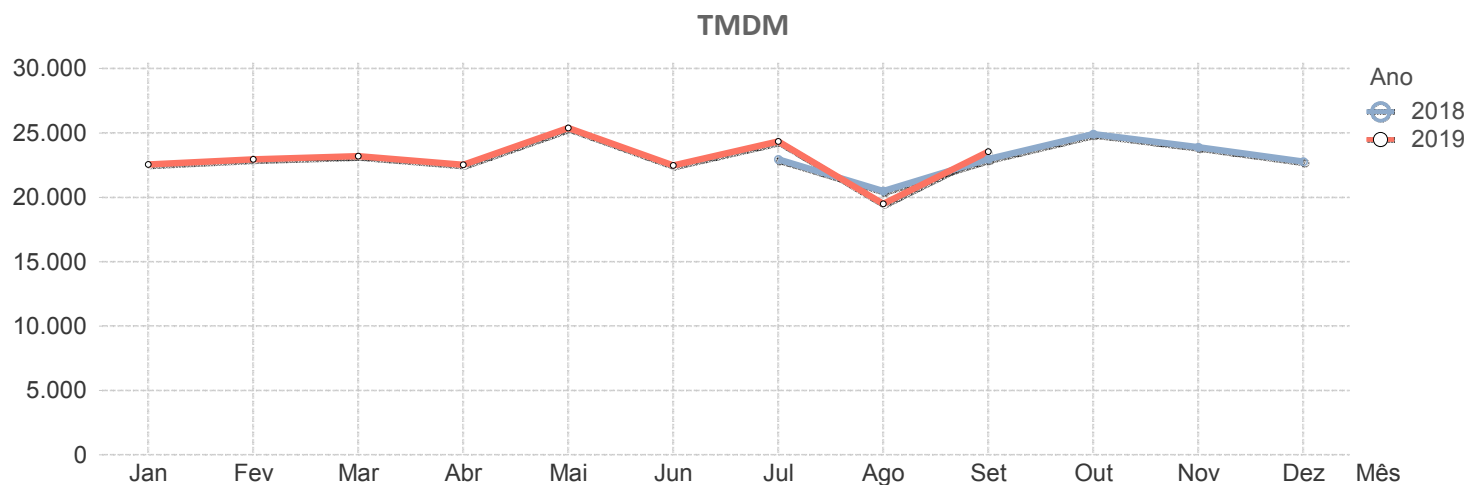
		A8														
		2018						2019								
Sublanço	..	Jul	Ago	Set	Out	Nov	Dez	Jan	Fev	Mar	Abr	Mai	Jun	Jul	Ago	Set
CRIL – Frielas	..	57.519	52.293	57.163	57.551	56.589	57.212	55.391	57.119	56.943	54.844	59.117	55.786	59.154	51.778	57.880
Frielas – Loures	..	91.065	84.539	90.709	90.168	87.536	88.036	85.984	88.844	89.416	86.930	93.911	89.407	94.887	85.525	92.637
Loures – CREL	..	54.688	52.131	54.343	53.708	51.125	52.499	49.688	51.327	52.397	50.960	55.406	53.389	57.254	52.059	55.832
CREL – Lousa	..	61.298	59.667	60.876	58.851	55.349	57.608	54.210	55.961	57.692	56.091	60.903	59.455	63.952	59.233	62.086
Lousa – A8/A21	..	56.436	55.553	55.795	53.459	50.037	52.365	49.055	50.719	52.549	51.128	55.559	54.512	58.900	55.415	57.031
A8/A21 – Enxara	..	32.662	33.410	31.634	29.848	27.378	29.224	26.296	27.226	29.043	28.589	30.642	30.899	34.038	33.602	32.833
Enxara – Torres Vedras Sul	..	31.216	32.100	30.000	28.281	25.851	27.614	24.804	25.741	27.530	27.097	28.994	29.310	32.408	32.178	31.048
Torres Vedras Sul – Torres Vedras Norte	..	25.770	27.320	24.459	22.796	20.469	22.121	19.497	20.281	21.636	21.998	23.346	23.935	26.767	27.377	25.465
Torres Vedras Norte – Ramalhal	..	28.076	29.971	26.663	24.958	22.646	24.418	21.634	22.444	23.891	24.476	25.869	26.811	30.001	30.278	28.136
Ramalhal – Campelos	..	20.855	22.625	19.769	18.405	16.542	17.828	15.496	16.094	17.189	17.756	18.729	19.269	21.689	22.775	20.672
Campelos – Bombarral	..	20.293	22.062	19.191	17.838	16.009	17.259	14.965	15.572	16.655	17.208	18.184	18.714	21.085	22.209	20.057
Bombarral – Delgada	..	23.446	25.816	22.056	20.511	18.665	19.840	17.452	18.160	19.315	19.854	21.167	21.711	24.392	26.048	23.402
Delgada – São Mamede	..	26.132	29.145	24.848	23.081	21.103	22.148	19.721	20.514	21.644	22.156	23.507	23.976	26.906	29.043	25.935
São Mamede – A8/IP6	..	27.378	30.810	25.362	24.145	21.964	23.278	20.817	21.603	22.670	23.162	24.680	25.114	28.296	30.677	27.121
A8/IP6 – Óbidos	..	33.911	39.208	31.683	29.170	26.405	28.024	25.233	26.136	27.237	28.142	29.957	30.543	34.662	38.909	32.985
Óbidos – Arnóia	..	34.519	39.748	32.489	30.003	27.593	28.941	26.374	27.368	28.631	29.144	30.941	31.610	35.237	39.559	34.399
Arnóia – Gaeiras	..	32.325	36.692	30.688	28.591	26.446	27.585	25.355	26.257	27.354	27.718	29.262	30.043	33.805	37.226	32.485
Gaeiras – Caldas da Rainha	..	30.099	34.459	28.566	27.144	24.635	25.663	23.545	24.324	25.404	26.011	27.380	28.018	31.424	34.736	30.372

TMDM


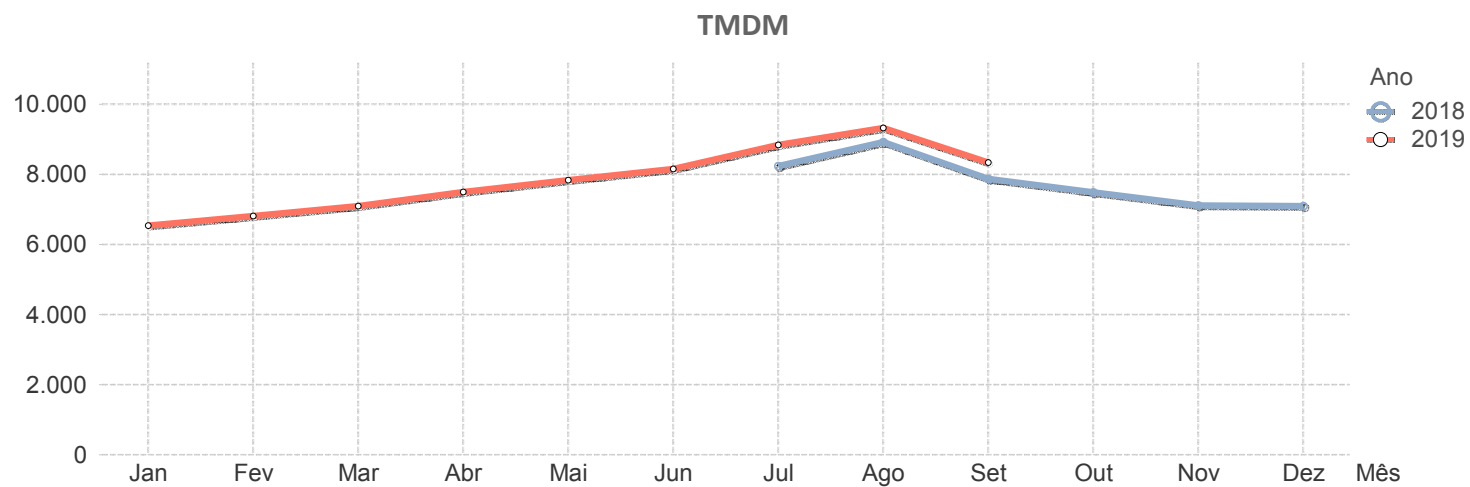
		A8														
		2018						2019								
Sublanço	..	Jul	Ago	Set	Out	Nov	Dez	Jan	Fev	Mar	Abr	Mai	Jun	Jul	Ago	Set
Caldas da Rainha – Zona Industrial das Ca...	..	25.656	29.667	24.269	22.411	20.433	21.351	19.498	20.239	21.230	21.906	23.173	23.604	26.596	29.740	25.602
Zona Industrial das Caldas da Rainha – To...	..	20.683	25.255	20.314	18.464	16.586	17.229	15.703	16.409	17.110	17.758	18.738	19.222	21.929	25.053	21.088
Tornada – Alfeizerão	..	15.619	18.802	14.915	13.490	12.008	12.819	11.057	11.607	12.344	13.154	13.919	14.325	16.483	19.283	15.889
Alfeizerão – Valado dos Frades	..	15.102	18.130	14.500	13.195	11.779	12.520	10.764	11.307	12.042	12.792	13.504	13.831	15.886	18.637	15.477
Valado dos Frades – Pataias	..	14.456	17.955	13.859	12.398	10.928	11.838	10.158	10.687	11.373	12.114	12.788	13.141	15.147	18.537	14.756
Pataias – Marinha Grande Sul	..	14.350	17.798	13.782	12.333	10.918	11.779	10.162	10.675	11.312	12.066	12.763	13.039	15.070	18.331	14.652
Marinha Grande Sul – A8/A17	..	15.155	18.448	14.502	13.228	11.774	12.418	10.964	11.529	12.066	12.860	13.628	13.727	15.973	18.996	15.499
A8/A17 – Marinha Grande Este	..	9.368	10.895	9.030	8.549	7.917	8.091	7.435	7.858	7.966	8.216	8.990	8.642	9.849	11.103	9.812
Marinha Grande Este – Leiria Sul (A8/A19)	..	8.873	10.384	8.525	8.083	7.520	7.674	7.014	7.474	7.582	7.837	8.642	8.300	9.410	10.701	9.411
Leiria Sul (A8/A19) – Cortes	..	5.845	7.358	5.598	5.220	4.748	4.726	4.439	4.655	4.732	5.017	5.485	5.426	6.256	7.621	6.383
Cortes – Pousos	..	5.401	6.888	5.161	4.785	4.295	4.273	3.984	4.185	4.278	4.574	5.011	4.996	5.776	7.110	5.885
Média Ponderada	..	26.323	28.178	25.446	24.002	22.091	23.230	21.109	21.922	22.929	23.102	24.703	24.746	27.447	28.387	26.520



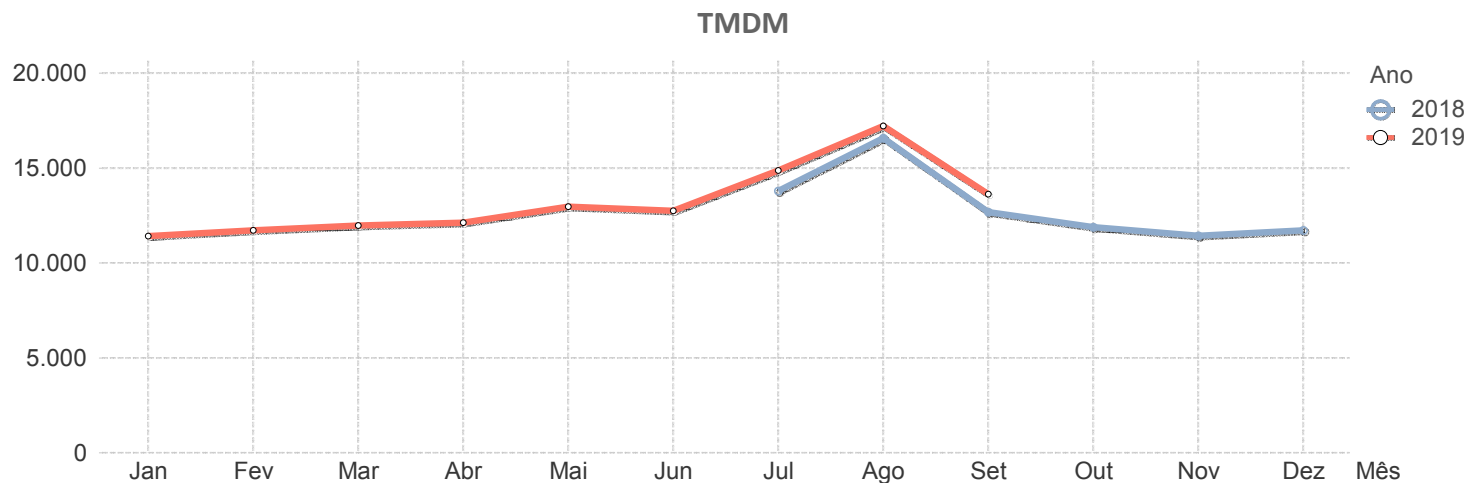
		A9														
		2018						2019								
Sublanço	..	Jul	Ago	Set	Out	Nov	Dez	Jan	Fev	Mar	Abr	Mai	Jun	Jul	Ago	Set
Estádio Nacional (A5/A9) – Queluz		29.371	25.993	29.671	30.674	29.471	28.420	29.112	30.255	29.986	28.069	32.713	28.280	31.237	24.738	30.245
Queluz – A9/A16		25.690	21.966	26.009	28.216	27.037	25.360	25.616	26.384	26.256	24.842	28.773	24.629	27.044	20.403	25.949
A9/A16 – Radial da Pontinha		36.145	31.108	36.734	40.337	38.817	35.295	35.311	36.481	36.713	35.280	40.272	34.652	37.677	28.905	36.754
Radial da Pontinha – Radial de Odivelas		25.272	22.621	25.447	27.822	26.507	25.883	26.046	25.834	26.300	25.489	28.903	25.293	27.632	21.718	26.632
Radial de Odivelas – A8/A9		26.158	23.884	26.365	28.584	27.245	26.305	25.629	25.727	26.330	25.811	28.806	25.995	27.852	22.894	27.115
A8/A9 – Bucelas (Zambujal)		24.579	22.087	24.197	26.832	26.008	24.585	24.296	24.662	24.615	24.553	27.030	24.450	26.174	21.441	25.425
Bucelas (Zambujal) – A9/A10		15.859	14.698	15.388	16.573	15.931	15.325	14.315	14.670	15.090	15.204	16.472	15.375	16.368	13.929	15.659
A9/A10 – Alverca		8.304	7.290	8.306	9.248	8.844	8.476	8.353	8.635	8.673	8.235	9.232	8.214	8.582	7.022	8.593
Média Ponderada		22.963	20.491	22.977	24.911	23.888	22.787	22.559	22.957	23.194	22.526	25.383	22.481	24.343	19.485	23.553



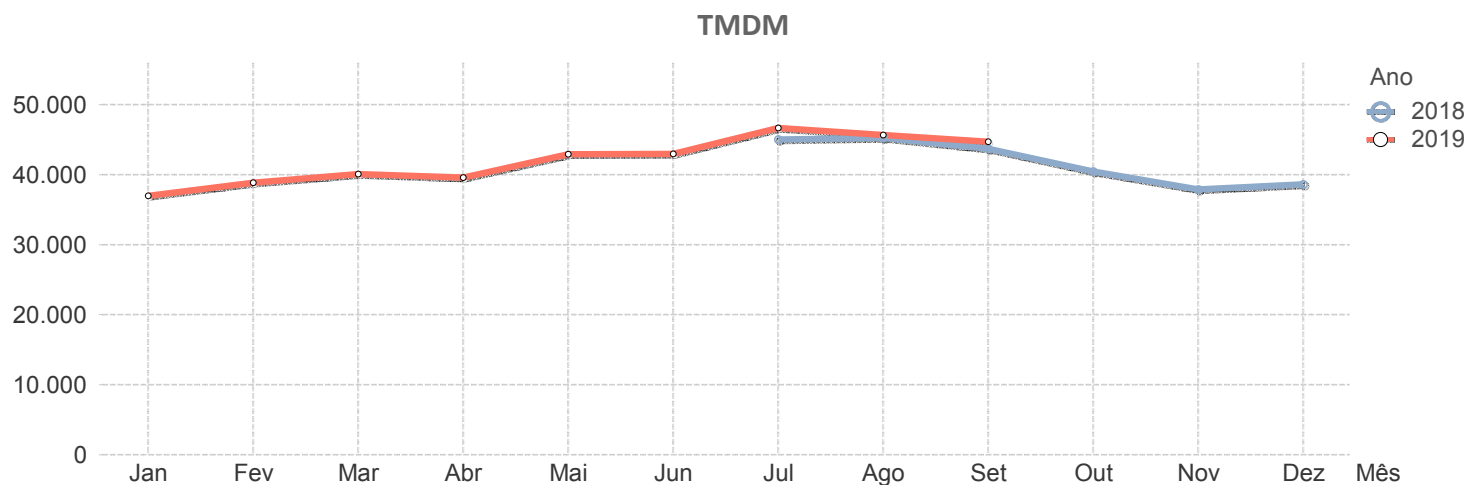
		A10														
		2018						2019								
Sublanço	..	Jul	Ago	Set	Out	Nov	Dez	Jan	Fev	Mar	Abr	Mai	Jun	Jul	Ago	Set
A9/A10 – Arruda dos Vinhos	..	12.888	12.205	12.911	13.446	13.060	12.828	11.911	12.393	12.666	12.777	13.674	13.075	13.173	11.896	13.114
Arruda dos Vinhos – Carregado (A1/A10)	..	9.399	9.239	9.169	9.391	9.077	8.888	8.007	8.285	8.622	9.031	9.476	9.288	9.754	8.864	9.214
Carregado (A1/A10) – Benavente	..	7.406	8.898	6.834	5.840	5.421	5.578	5.250	5.492	5.788	6.243	6.448	7.253	8.256	9.876	7.644
Benavente – A10/A13	..	3.791	5.416	3.257	2.317	1.951	2.036	1.885	1.992	2.205	2.759	2.671	3.666	4.565	6.519	3.943
Média Ponderada	..	8.235	8.918	7.868	7.485	7.111	7.091	6.541	6.810	7.097	7.499	7.835	8.158	8.836	9.322	8.338



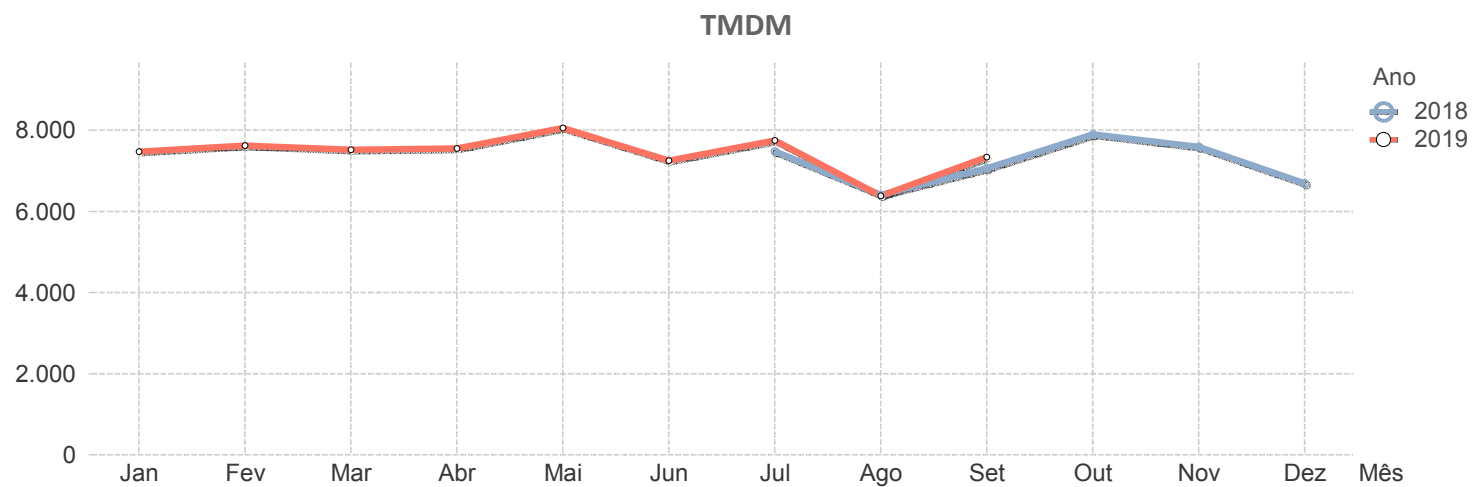
		A11														
		2018						2019								
Sublanço	..	Jul	Ago	Set	Out	Nov	Dez	Jan	Fev	Mar	Abr	Mai	Jun	Jul	Ago	Set
Apúlia (A28) – EN205	..	13.092	18.006	11.015	8.955	8.209	8.926	8.585	8.912	9.365	9.174	10.353	10.558	13.846	17.630	11.458
EN205 – Barcelos	..	12.371	17.206	10.399	8.408	7.694	8.377	8.046	8.353	8.786	8.615	9.755	9.970	13.129	16.883	10.829
Barcelos – Braga Oeste (A3/A11)	..	15.197	19.574	13.550	11.914	11.331	11.879	11.541	11.875	12.271	12.124	13.424	13.210	16.412	19.655	14.294
Braga Oeste (A3/A11) – Braga (Ferreiros)	..	14.803	19.462	13.239	11.652	10.963	11.665	11.150	11.458	11.930	11.849	13.013	12.873	15.959	19.652	14.033
Braga (Ferreiros) – Celeirós	..	30.886	32.832	30.319	29.856	29.259	29.142	28.794	29.220	29.931	30.537	32.212	30.701	33.569	34.682	32.829
Celeirós – Guimarães Oeste	..	15.870	18.236	15.244	15.256	14.891	14.899	14.542	14.813	14.964	15.316	16.052	15.405	17.004	19.238	16.518
Guimarães Oeste – Selho	..	21.920	25.366	20.486	19.883	19.231	19.810	18.978	19.579	19.851	20.185	21.139	21.050	23.420	26.240	21.876
Calvos – Vizela	..	9.264	10.593	8.496	8.303	8.067	8.248	8.023	8.172	8.224	8.550	8.850	8.915	10.052	11.635	9.308
Vizela – Felgueiras	..	9.471	10.593	8.768	8.577	8.333	8.426	8.259	8.463	8.497	8.818	9.175	9.171	10.322	11.718	9.622
Felgueiras – Lousada	..	11.909	12.709	11.231	11.205	10.926	10.852	10.662	11.036	11.127	11.406	11.855	11.675	12.961	13.852	12.195
Lousada – EN15	..	7.553	8.399	7.018	6.823	6.601	6.701	6.643	6.903	6.959	7.164	7.499	7.524	8.415	9.393	7.944
EN15 – EN211	..	8.307	9.283	7.785	7.525	7.283	7.473	7.333	7.636	7.706	7.921	8.285	8.262	9.177	10.196	8.661
EN211 – Castelões (A4/A11)	..	15.644	16.889	14.840	14.439	14.171	14.836	14.212	14.598	14.814	15.197	15.720	15.672	16.825	18.043	16.124
Média Ponderada		13.797	16.585	12.686	11.891	11.432	11.728	11.422	11.721	11.982	12.125	12.966	12.759	14.879	17.221	13.635



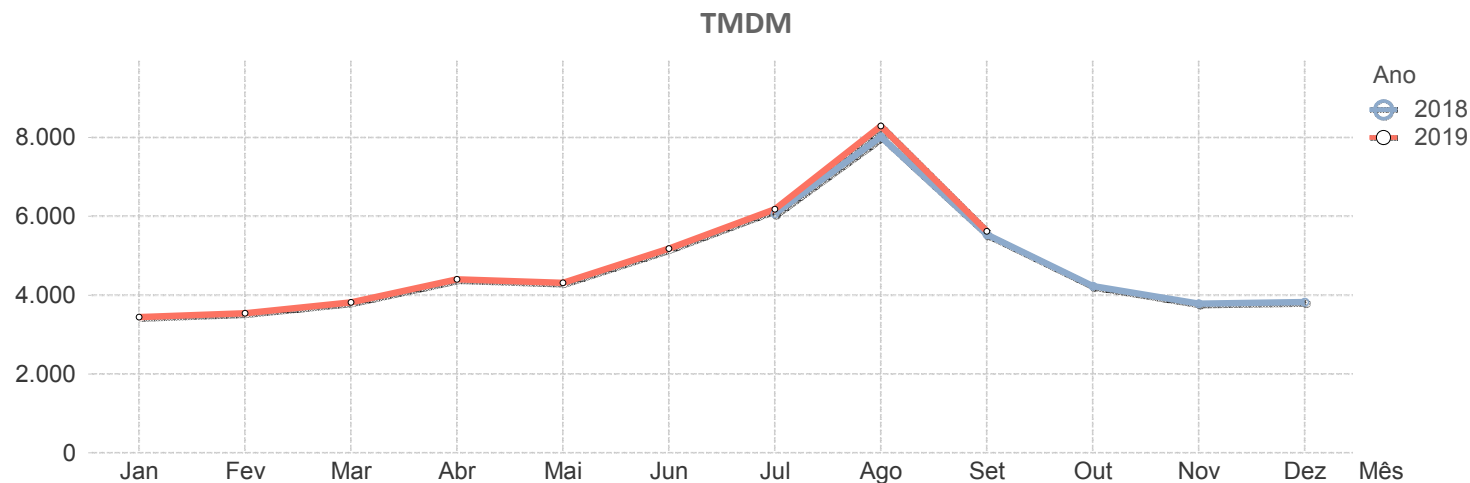
		A12														
		2018						2019								
Sublanço	..	Jul	Ago	Set	Out	Nov	Dez	Jan	Fev	Mar	Abr	Mai	Jun	Jul	Ago	Set
Ponte Vasco da Gama	..	71.822	70.967	70.774	66.952	63.785	64.771	62.385	65.535	66.862	65.522	71.190	69.723	75.345	71.936	72.832
Montijo (A12/A33) – Pinhal Novo	..	25.317	26.898	23.669	20.408	17.866	18.535	17.266	18.193	19.498	19.778	21.292	23.014	25.469	26.894	23.840
Pinhal Novo – A2/A12	..	24.885	26.596	23.088	19.672	17.202	17.818	16.623	17.534	18.859	19.278	20.672	22.504	25.007	26.657	23.318
A2/A12 – A12/Lig. Alto da Guerra	..	27.373	26.032	26.424	25.764	24.839	25.144	24.659	25.696	26.019	25.194	27.629	26.522	28.079	25.946	26.961
A12/Lig. Alto da Guerra – Setúbal	..	27.373	26.032	26.424	25.764	24.839	25.144	24.659	25.696	26.019	25.194	27.629	26.522	28.079	25.946	26.961
Média Ponderada	..	45.030	45.260	43.687	40.472	37.879	38.626	36.998	38.870	40.069	39.564	42.911	42.972	46.661	45.670	44.709



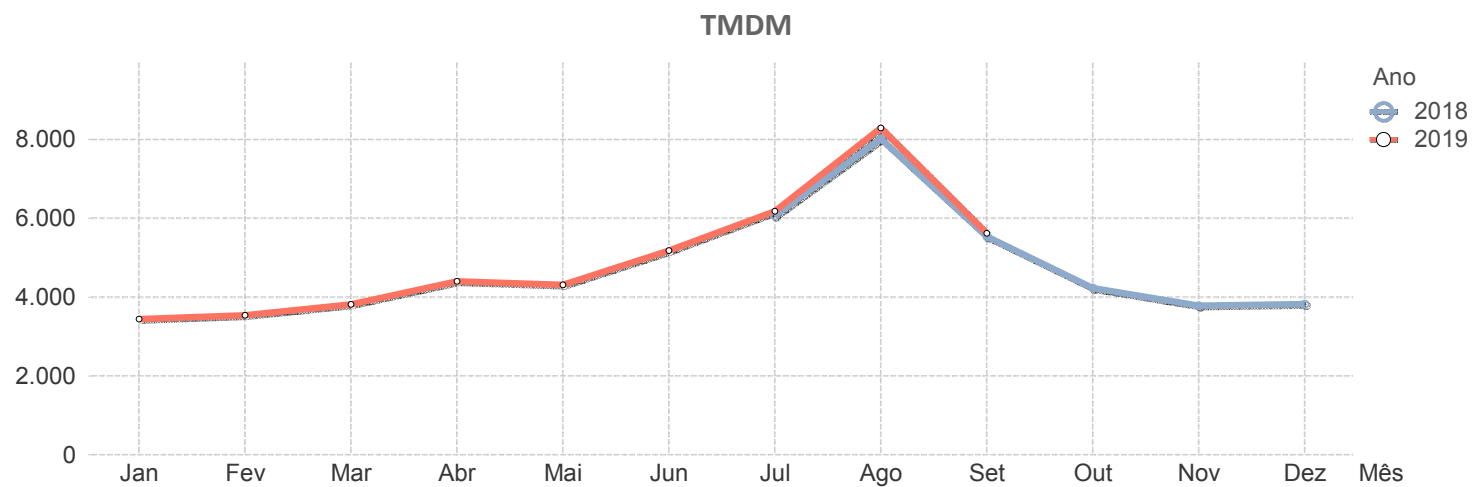
		A12-1														
		2018						2019								
Sublanço	..	Jul	Ago	Set	Out	Nov	Dez	Jan	Fev	Mar	Abr	Mai	Jun	Jul	Ago	Set
A12/Lig. Alto da Guerra – Alto da Guerra	..	8.749	7.575	8.327	9.262	8.958	8.027	8.801	8.990	8.853	8.848	9.464	8.599	9.188	7.631	8.756
Alto da Guerra – EN10	..	7.006	5.976	6.594	7.395	7.077	6.196	6.973	7.118	7.023	7.063	7.530	6.749	7.209	5.916	6.809
Média Ponderada	..	7.481	6.412	7.067	7.904	7.590	6.695	7.472	7.629	7.522	7.550	8.057	7.254	7.749	6.384	7.340



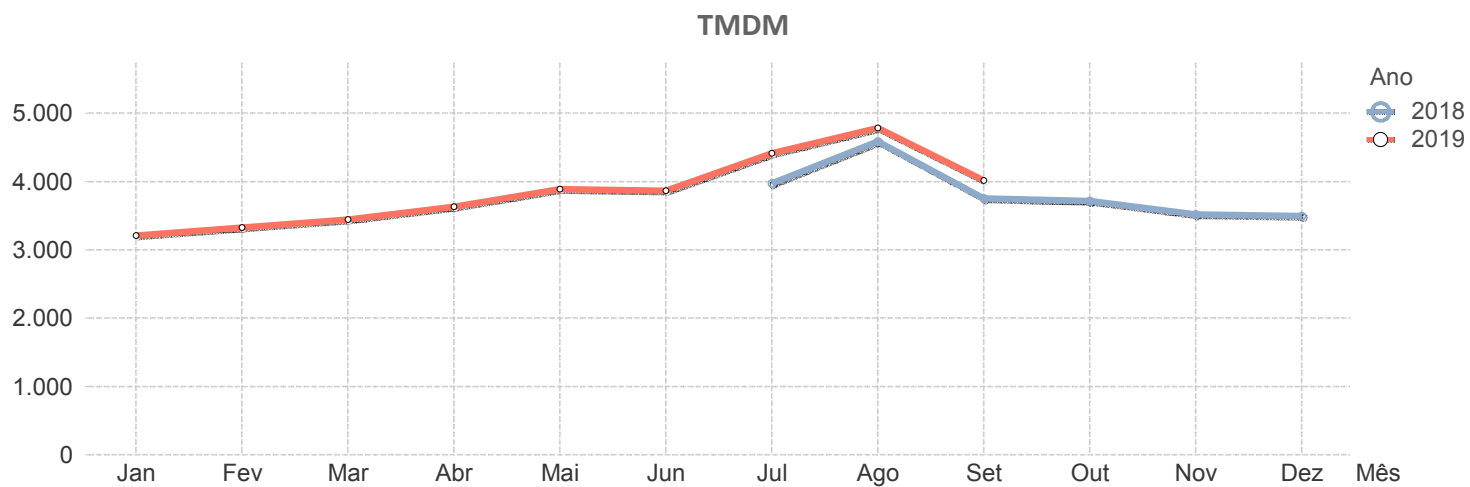
A13																
Sublanço	2018						2019									
	Jul	Ago	Set	Out	Nov	Dez	Jan	Fev	Mar	Abr	Mai	Jun	Jul	Ago	Set	
Marateca (A2/A6/A13) – Pegões	8.717	12.808	7.464	4.464	3.560	3.734	3.300	3.394	3.828	5.065	4.533	6.712	8.529	13.597	7.529	
Pegões – Stº. Estevão	8.734	12.825	7.507	4.479	3.594	3.747	3.306	3.403	3.827	5.081	4.551	6.746	8.559	13.629	7.552	
Stº. Estevão – A10/A13	8.972	13.024	7.779	4.814	3.967	4.099	3.642	3.737	4.159	5.421	4.932	7.108	8.880	13.854	7.915	
A10/A13 – Salvaterra Magos	5.905	8.354	5.258	3.172	2.694	2.731	2.368	2.389	2.639	3.362	3.017	4.236	5.150	8.128	4.790	
Salvaterra Magos – Almeirim (IC10)	5.838	8.270	5.178	3.152	2.677	2.718	2.367	2.360	2.609	3.339	2.977	4.170	5.055	8.041	4.714	
Atalaia (A13/A23) – Atalaia (EN110)	8.758	9.497	8.542	8.245	8.012	7.894	7.309	7.633	7.942	8.127	8.391	8.706	10.108	9.669	8.825	
Atalaia (EN110) – Asseiceira	6.719	7.582	6.561	6.242	6.013	5.976	5.460	5.676	5.944	6.286	6.510	6.721	7.689	7.762	6.847	
Asseiceira – Santa Cita (EN110)	7.066	7.836	6.853	6.584	6.356	6.277	5.785	6.029	6.282	6.521	6.798	7.063	8.030	8.037	7.185	
Santa Cita (EN110) – Vale Donas	6.850	7.608	6.685	6.474	6.249	6.116	5.686	5.941	6.136	6.294	6.591	6.740	7.704	7.931	7.113	
Vale Donas – A13/IC9	5.499	6.354	5.223	4.961	4.731	4.710	4.292	4.495	4.716	4.919	5.110	5.330	6.191	6.590	5.547	
A13/IC9 – Alviobeira	4.796	5.694	4.574	4.285	3.976	4.021	3.550	3.757	4.014	4.257	4.391	4.675	5.395	5.860	4.833	
Alviobeira – Pias	3.263	3.963	3.151	2.974	2.740	2.766	2.428	2.530	2.753	2.952	3.031	3.210	3.770	4.123	3.339	
Pias – Cabaços	3.294	4.011	3.170	3.006	2.786	2.809	2.467	2.553	2.782	2.996	3.083	3.262	3.820	4.188	3.383	
Cabaços – Alvaiázere	3.192	3.939	3.091	2.902	2.688	2.729	2.378	2.492	2.708	2.916	3.002	3.183	3.735	4.119	3.311	
Alvaiázere – Avelar Sul (A13/IC8)	3.400	4.149	3.286	3.105	2.852	2.905	2.574	2.686	2.952	3.186	3.262	3.386	3.949	4.351	3.520	
Avelar Sul (A13/IC8) – Avelar Norte / Penela	5.866	6.696	5.704	5.578	5.320	5.318	4.889	5.055	5.238	5.525	5.868	5.869	6.577	7.061	6.189	
Avelar Norte / Penela – A13/EN342	6.058	6.803	5.897	5.823	5.593	5.555	5.140	5.296	5.478	5.731	6.096	6.055	6.759	7.181	6.399	
A13/EN342 – Almalaguês (A13/A13-1)	6.653	7.257	6.478	6.532	6.304	6.229	5.845	6.045	6.207	6.373	6.916	6.787	7.437	7.658	7.008	



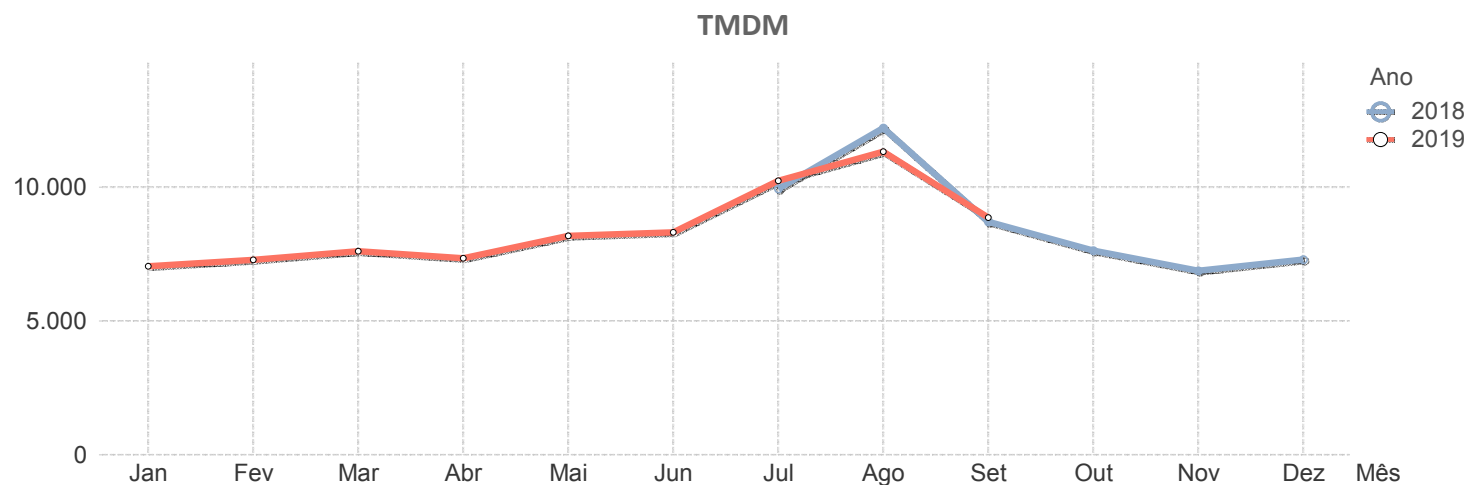
		A13														
		2018						2019								
Sublanço	..	Jul	Ago	Set	Out	Nov	Dez	Jan	Fev	Mar	Abr	Mai	Jun	Jul	Ago	Set
Almalaguês (A13/A13-1) – Coimbra Sul	..	3.190	3.239	3.231	3.325	3.280	3.215	3.105	3.159	3.202	3.184	3.521	3.376	3.502	3.399	3.532
Média Ponderada		6.070	8.020	5.540	4.235	3.789	3.829	3.442	3.545	3.815	4.405	4.310	5.187	6.181	8.293	5.620



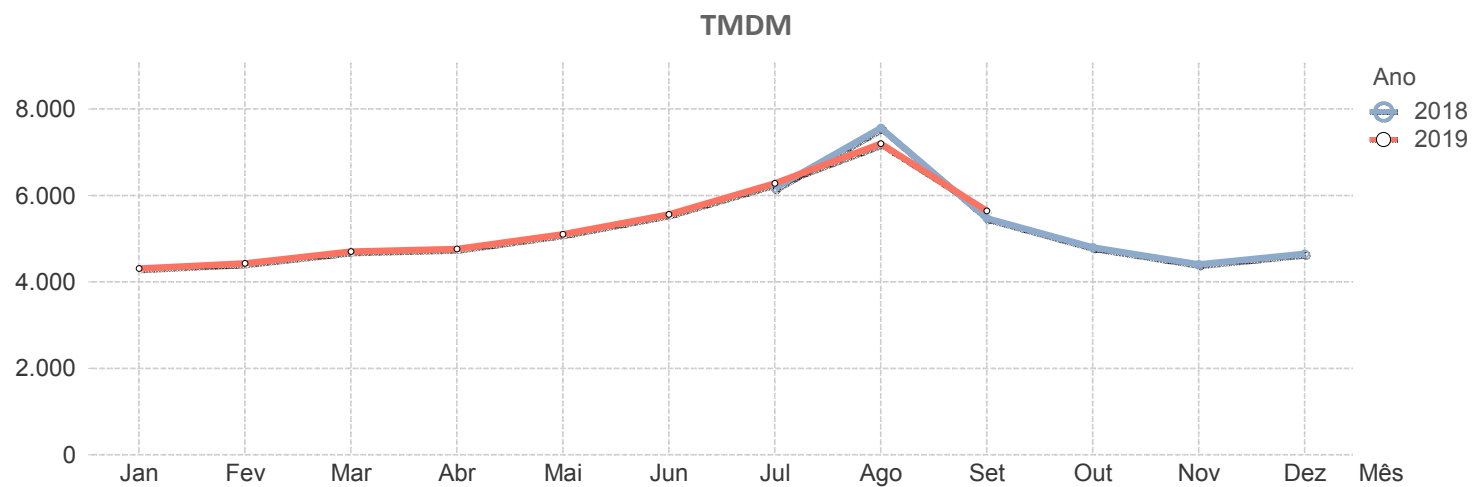
		A13-1														
		2018						2019								
Sublanço	..	Jul	Ago	Set	Out	Nov	Dez	Jan	Fev	Mar	Abr	Mai	Jun	Jul	Ago	Set
Almalaguês (A13/A13-1) – Almalaguês (A...	..	3.969	4.574	3.773	3.749	3.589	3.555	3.290	3.417	3.520	3.694	3.973	3.925	4.460	4.803	4.090
Almalaguês (A13-1/EN110) – Condeixa (A...	..	3.978	4.594	3.749	3.713	3.504	3.487	3.195	3.310	3.428	3.620	3.872	3.858	4.409	4.782	4.000
Média Ponderada		3.976	4.591	3.753	3.719	3.518	3.499	3.211	3.328	3.444	3.633	3.889	3.869	4.418	4.786	4.015



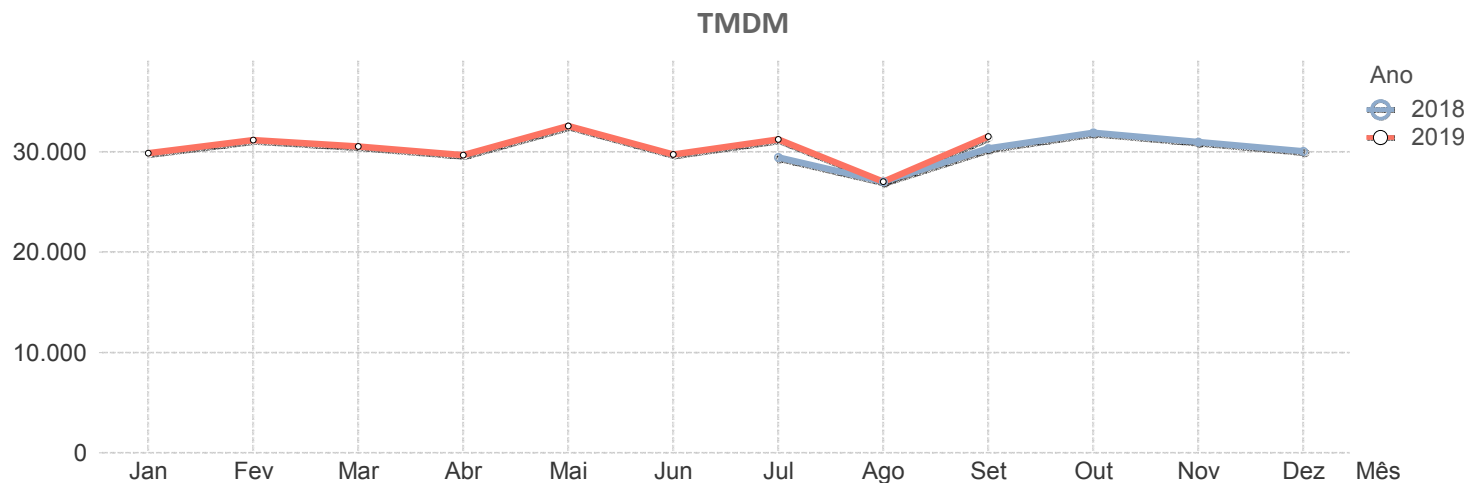
		A14														
		2018						2019								
Sublanço	..	Jul	Ago	Set	Out	Nov	Dez	Jan	Fev	Mar	Abr	Mai	Jun	Jul	Ago	Set
Figueira da Foz – Zona Portuária	..	18.238	22.012	16.093	14.103	12.728	13.446	13.158	13.628	14.172	13.544	15.054	15.265	18.513	20.342	16.176
Zona Portuária – Vila Verde	..	18.238	22.012	16.093	14.103	12.728	13.446	13.158	13.628	14.172	13.544	15.054	15.265	18.513	20.342	16.176
Vila Verde – A14/A17	..	18.009	21.748	15.910	13.748	12.457	13.233	12.850	13.327	13.895	13.322	14.778	15.010	18.250	20.064	15.922
A14/A17 – Santa Eulália	..	16.291	19.719	14.581	12.612	11.552	12.272	11.898	12.319	12.800	12.207	13.627	13.752	16.518	18.116	14.637
Santa Eulália – Montemor-o-Velho	..	5.549	7.226	4.628	3.978	3.435	3.678	3.615	3.711	3.911	3.745	4.237	4.397	5.791	6.607	4.730
Montemor-o-Velho – EN 335	..	5.722	7.292	4.804	4.146	3.601	3.888	3.733	3.843	4.084	3.926	4.410	4.573	5.960	6.689	4.930
EN 335 – Ançã	..	5.939	7.554	5.063	4.382	3.879	4.166	4.001	4.097	4.330	4.197	4.691	4.856	6.191	6.982	5.201
Ançã – Coimbra Norte	..	9.419	11.206	8.198	7.583	6.946	7.269	7.026	7.239	7.480	7.342	8.162	8.153	10.044	10.724	8.685
Coimbra Norte – Zombaria	..	19.621	23.038	18.580	17.440	15.894	16.536	15.043	15.605	16.476	17.100	18.069	17.934	20.419	22.837	19.005
Média Ponderada	..	9.948	12.216	8.714	7.639	6.878	7.305	7.053	7.282	7.614	7.352	8.180	8.315	10.249	11.333	8.868



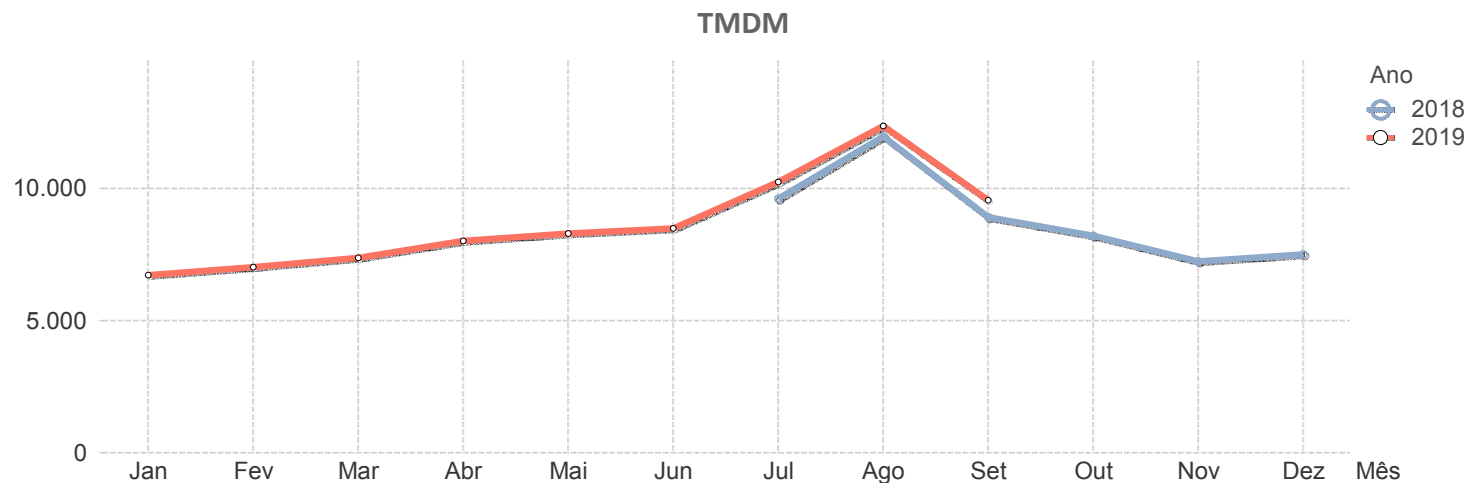
		A15														
		2018						2019								
Sublanço	..	Jul	Ago	Set	Out	Nov	Dez	Jan	Fev	Mar	Abr	Mai	Jun	Jul	Ago	Set
Arnóia – A-dos-Negros	..	7.921	9.986	6.873	5.887	5.323	5.652	5.317	5.464	5.827	5.885	6.387	6.780	7.985	9.324	7.135
A-dos-Negros – A-dos-Francos	..	6.493	8.268	5.700	4.839	4.365	4.702	4.277	4.408	4.728	4.800	5.189	5.600	6.563	7.746	5.852
A-dos-Francos – Rio Maior Oeste	..	5.349	6.847	4.608	3.893	3.497	3.694	3.361	3.465	3.717	3.807	4.103	4.545	5.350	6.378	4.713
Rio Maior Oeste – Rio Maior Este	..	4.973	6.179	4.283	3.674	3.363	3.560	3.345	3.468	3.654	3.721	4.002	4.472	5.076	5.942	4.468
Rio Maior Este – Malaqueijo	..	6.087	7.132	5.511	4.993	4.674	4.863	4.562	4.679	4.930	4.970	5.265	5.767	6.257	6.930	5.691
Malaqueijo – Santarém (A1/A15)	..	6.123	7.179	5.575	5.051	4.724	4.925	4.601	4.693	4.956	4.987	5.307	5.822	6.305	6.972	5.752
Média Ponderada	..	6.173	7.561	5.477	4.799	4.409	4.650	4.314	4.429	4.705	4.761	5.103	5.566	6.284	7.201	5.648



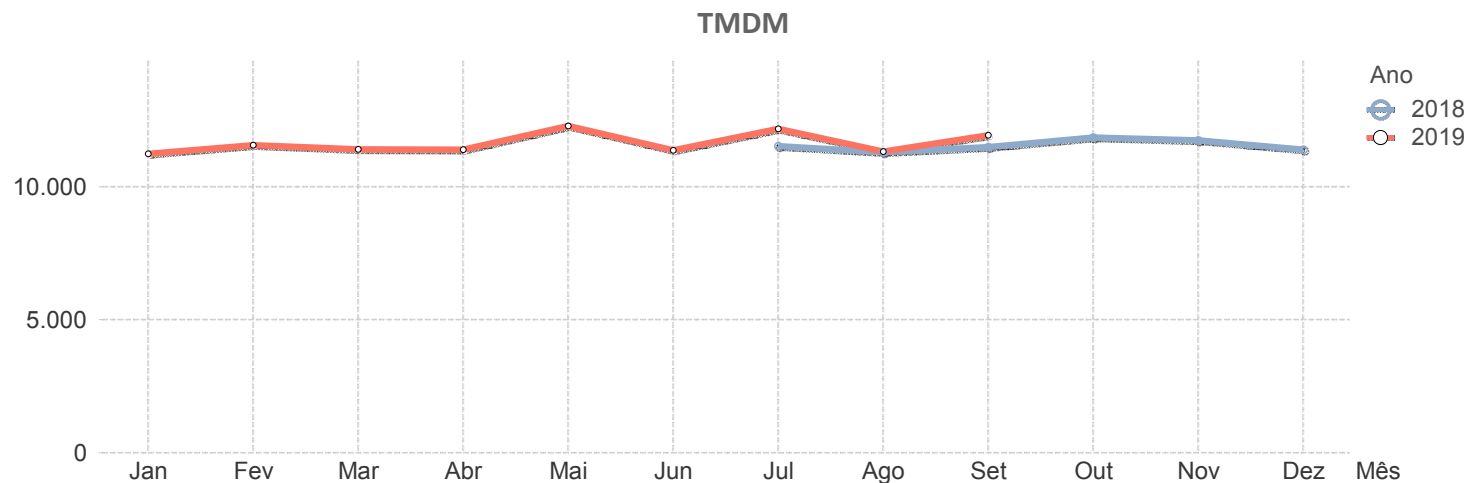
A16																
Sublanço	2018						2019									
	Jul	Ago	Set	Out	Nov	Dez	Jan	Fev	Mar	Abr	Mai	Jun	Jul	Ago	Set	
A5 – Alcabideche	51.732	48.647	53.238	53.267	53.288	52.988	51.619	53.419	52.901	51.579	56.133	52.706	54.421	48.098	53.864	
Alcabideche – AKI	46.851	44.735	48.046	48.695	47.928	48.517	46.614	48.119	47.517	46.363	50.433	47.433	49.289	44.217	48.624	
AKI – Centro Comercial	45.449	43.627	46.501	47.693	46.870	47.168	45.439	46.917	46.165	45.153	49.254	46.143	47.814	43.134	47.050	
Centro Comercial – Alcoitão	33.939	33.170	35.132	35.595	33.830	36.067	34.458	35.572	34.480	33.604	36.348	34.607	35.423	33.060	35.479	
Alcoitão – Linhó	48.554	45.900	49.601	50.102	49.230	49.282	48.038	49.397	49.113	47.814	52.129	49.465	50.691	45.743	50.103	
Linhó – Ranholas	20.188	18.927	20.947	21.921	21.285	21.094	20.593	21.580	21.000	20.440	23.255	20.856	22.562	19.810	22.923	
Ranholas – Sintra	59.899	56.309	60.814	60.956	58.825	58.402	57.857	59.813	59.962	58.255	63.041	59.524	61.692	55.245	63.946	
Sintra – Lourel	52.062	47.877	53.199	54.593	52.762	51.364	51.383	53.457	53.164	51.498	55.857	51.885	53.974	47.352	53.672	
Lourel – Sacotes	14.010	12.059	14.648	16.380	14.999	14.233	14.743	15.784	15.261	14.907	16.050	14.368	14.848	11.958	15.190	
Sacotes – Telhal	12.768	11.066	13.390	15.303	14.624	12.988	13.363	14.450	13.911	13.552	15.255	12.966	13.839	10.991	14.277	
Telhal – Mira Sintra	16.855	14.461	17.700	20.705	19.713	19.215	18.973	20.408	18.320	17.808	19.626	16.823	18.184	14.562	18.326	
Mira Sintra – Cacém	21.735	18.427	22.838	25.832	25.281	22.712	23.714	25.023	24.155	23.573	25.839	22.212	23.349	18.833	22.972	
Cacém – Idanha	22.356	19.277	23.551	27.128	27.051	22.902	24.247	24.598	23.442	22.514	24.235	21.397	24.290	19.452	24.300	
Idanha – CREL	18.295	15.325	19.306	22.144	22.077	19.186	20.029	21.090	20.524	19.781	22.240	18.748	20.105	15.283	20.432	
Média Ponderada	29.447	27.044	30.361	31.913	31.003	30.053	29.873	31.172	30.532	29.694	32.578	29.740	31.228	27.021	31.517	



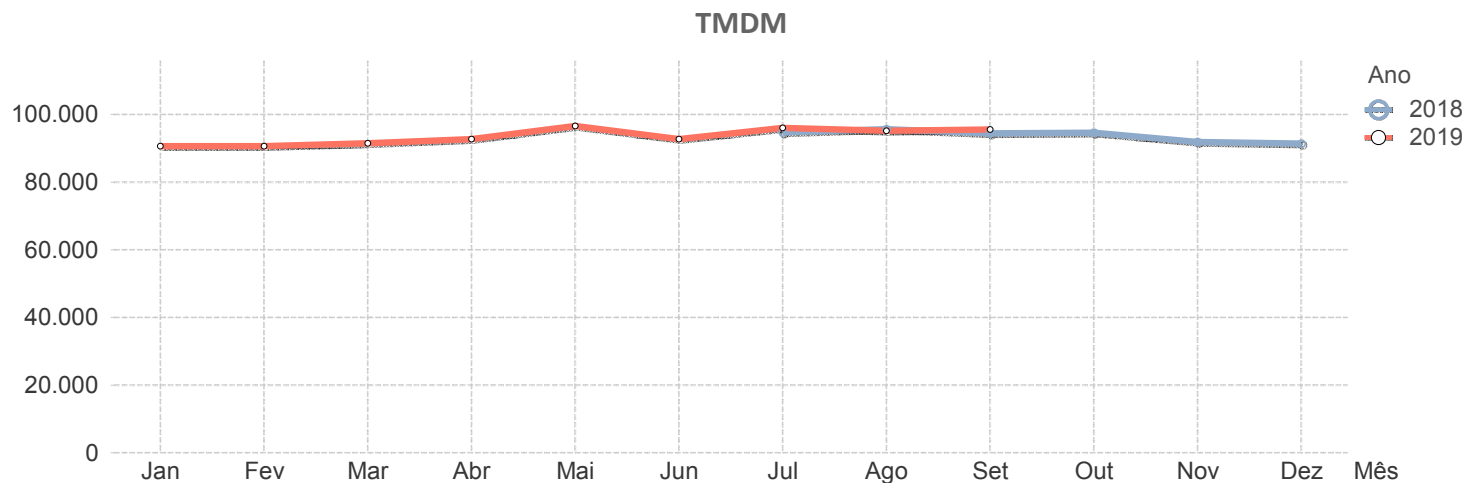
A17																
Sublanço	2018						2019									
	Jul	Ago	Set	Out	Nov	Dez	Jan	Fev	Mar	Abr	Mai	Jun	Jul	Ago	Set	
A8/17 – Leiria Norte	8.254	10.517	7.803	7.038	6.027	6.457	5.598	5.837	6.216	6.854	7.063	7.342	8.731	10.696	8.143	
Leiria Norte – Monte Real	9.670	11.910	9.105	8.465	7.380	7.807	6.935	7.224	7.602	8.192	8.547	8.707	10.305	12.225	9.618	
Monte Real – Monte Redondo	9.340	11.611	8.805	8.120	7.071	7.515	6.601	6.898	7.295	7.867	8.206	8.430	9.950	11.895	9.251	
Monte Redondo – Guia	9.259	11.554	8.719	8.007	6.952	7.390	6.474	6.770	7.174	7.752	8.072	8.316	9.846	11.829	9.120	
Guia – Louriçal	8.999	11.260	8.466	7.726	6.676	7.096	6.202	6.478	6.904	7.486	7.765	8.041	9.558	11.516	8.833	
Louriçal – Marinha das Ondas	8.513	10.958	7.940	7.106	6.098	6.517	5.642	5.859	6.368	6.941	7.160	7.526	9.094	11.297	8.399	
Marinha das Ondas – A14/A17	8.201	10.625	7.620	6.790	5.805	6.235	5.374	5.574	6.063	6.733	6.828	7.217	8.756	10.952	8.067	
A14/A17 – Quiaios	7.321	9.428	6.743	6.062	5.165	5.477	4.803	5.005	5.400	5.969	6.099	6.402	7.814	9.788	7.303	
Quiaios – Tocha	8.596	10.726	7.894	7.199	6.230	6.488	5.834	6.130	6.416	7.029	7.308	7.454	9.143	11.229	8.543	
Tocha – Mira	8.831	11.010	8.138	7.446	6.476	6.713	6.068	6.362	6.640	7.272	7.570	7.704	9.408	11.522	8.785	
Mira – Mira PV	9.320	11.461	8.511	7.870	6.905	7.116	6.482	6.804	7.057	7.680	7.997	8.085	9.915	11.929	9.286	
Mira PV – Ponte de Vagos	10.591	13.362	9.544	8.824	7.835	8.034	7.287	7.614	7.904	8.613	8.990	9.095	11.319	13.859	10.391	
Ponte de Vagos – Vagos	13.225	15.894	12.253	11.738	11.069	10.492	9.519	10.420	10.517	11.287	11.704	11.653	14.124	16.444	13.287	
Vagos – Ilhavo	13.470	16.290	12.295	11.630	10.648	10.863	10.015	10.388	10.608	11.427	11.896	11.877	14.403	16.846	13.303	
Ilhavo – Aveiro Sul	18.706	20.771	17.613	17.266	16.818	15.846	15.330	15.738	15.839	16.730	17.322	17.019	19.997	21.513	19.247	
Aveiro Sul – S. Bernardo	14.270	16.947	13.202	12.630	11.754	11.760	11.014	11.329	11.517	12.277	12.838	12.737	15.270	17.603	14.588	
S. Bernardo – Aveiro Nascente (A17/A25)	15.527	18.824	14.630	13.970	12.991	13.194	12.417	12.942	13.154	13.768	14.392	14.196	16.437	18.985	15.510	
Média Ponderada	9.608	11.964	8.915	8.210	7.245	7.511	6.721	7.026	7.369	8.013	8.299	8.486	10.238	12.360	9.547	



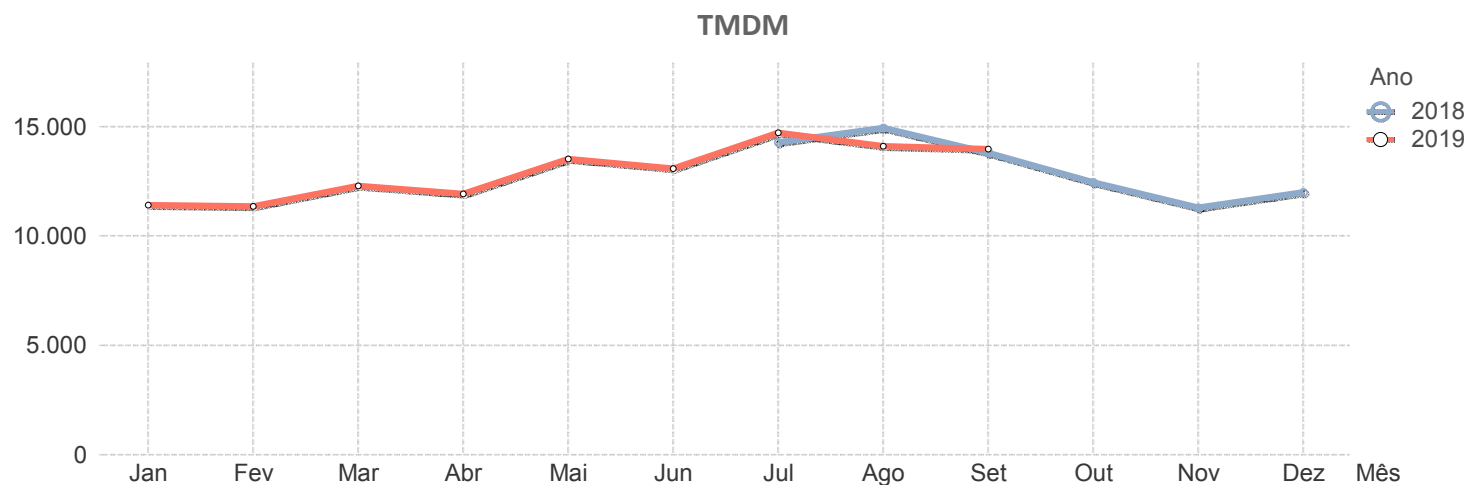
		A19														
		2018						2019								
Sublanço	..	Jul	Ago	Set	Out	Nov	Dez	Jan	Fev	Mar	Abr	Mai	Jun	Jul	Ago	Set
São Jorge – Batalha	..	4.803	4.584	4.621	4.921	4.882	4.607	4.603	4.805	4.677	4.685	5.131	4.746	5.288	4.598	4.990
Batalha – Azóia	..	5.698	5.535	5.528	5.825	5.754	5.448	5.410	5.659	5.500	5.544	6.076	5.615	6.251	5.590	5.957
Azóia – Leiria Sul (A8/A19)	..	4.867	4.705	4.747	5.048	4.999	4.719	4.733	4.908	4.776	4.796	5.260	4.838	5.386	4.769	5.119
Leiria Sul (A8/A19) – CIL	..	37.261	36.945	37.566	37.754	37.374	37.141	36.140	36.952	36.776	36.663	39.220	36.552	38.359	36.813	38.212
CIL – Barosa (A19/EN242)	..	40.032	39.601	40.729	41.650	41.374	40.807	39.761	40.551	40.392	40.190	42.817	39.721	41.333	39.743	41.409
Barosa (A19/EN242) – Gândara (EN109)	..	48.682	48.326	49.509	50.018	49.451	48.177	47.931	49.018	48.439	48.253	51.726	47.742	50.206	48.086	50.271
Média Ponderada	..	11.519	11.295	11.490	11.852	11.743	11.388	11.229	11.561	11.398	11.387	12.277	11.369	12.175	11.323	11.937



		A20														
		2018						2019								
Sublanço	..	Jul	Ago	Set	Out	Nov	Dez	Jan	Fev	Mar	Abr	Mai	Jun	Jul	Ago	Set
A1/IC2 – Carvalhos	..	40.891	42.302	40.668	40.463	37.876	39.194	36.771	36.508	36.939	39.428	39.340	38.470	39.271	40.500	41.650
Carvalhos – A20/A32	..	40.891	42.302	40.668	40.463	37.876	39.194	36.771	36.508	36.939	39.428	39.340	38.470	39.271	40.500	41.650
A20/A32 – S. Lourenço	..	40.891	42.302	40.668	40.463	37.876	39.194	36.771	36.508	36.939	39.428	39.340	38.470	39.271	40.500	41.650
S. Lourenço – EN 222	..	52.936	54.694	52.567	51.647	49.055	50.624	47.684	48.234	48.623	50.554	53.883	52.027	55.042	57.182	54.647
EN 222 – Freixo Sul	..	65.808	67.254	64.664	65.052	62.271	63.612	60.918	60.665	62.923	63.697	67.990	64.753	68.835	69.938	68.337
Freixo Sul – Freixo Norte	..	N/D	N/D	N/D	N/D	N/D	N/D	N/D	N/D	N/D	N/D	N/D	N/D	N/D	N/D	N/D
Freixo Norte – Campanhã	..	117.767	119.257	118.045	119.594	114.791	116.765	118.860	118.167	117.660	118.277	124.091	121.826	123.951	120.152	121.843
Campanhã – Mercado Abastecedor	..	117.767	119.257	118.045	119.594	114.791	116.765	118.860	118.167	117.660	118.277	124.091	121.826	123.951	120.152	121.843
Mercado Abastecedor – Antas	..	128.726	130.748	129.427	130.717	127.832	122.479	119.972	121.077	121.779	125.048	131.548	125.675	131.047	128.204	130.076
Antas – A3/A20	..	148.497	150.346	148.835	150.210	150.323	142.499	141.688	143.529	142.908	143.829	150.878	145.416	150.728	147.459	149.612
A3/A20 – Paranhos	..	149.151	150.990	149.475	147.881	147.594	141.253	148.561	147.790	148.093	149.314	148.736	142.533	146.168	142.682	145.222
Paranhos – Ameal (EN12/EN14)	..	150.082	151.314	153.209	150.922	151.017	148.715	150.482	149.718	149.015	150.243	149.579	143.404	147.074	143.145	146.125
Ameal (EN12/EN14) – Regado	..	N/D	N/D	N/D	N/D	N/D	N/D	N/D	N/D	N/D	N/D	N/D	N/D	N/D	N/D	N/D
Regado – Francos	..	143.989	141.011	142.735	143.354	138.929	137.012	137.374	137.822	139.493	139.283	146.724	138.049	142.465	139.374	141.410
Média Ponderada	..	94.689	95.673	94.413	94.613	91.859	91.432	90.682	90.661	91.537	92.697	96.596	92.691	96.081	95.162	95.603

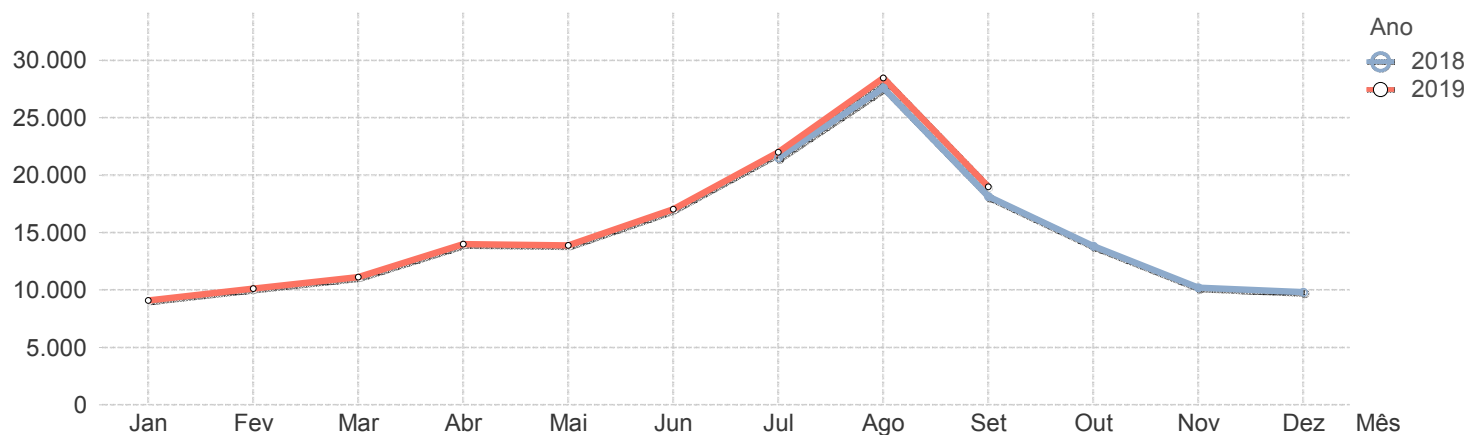


		A21														
		2018						2019								
Sublanço	..	Jul	Ago	Set	Out	Nov	Dez	Jan	Fev	Mar	Abr	Mai	Jun	Jul	Ago	Set
Ericeira – Mafra Oeste	..	10.263	11.464	9.329	7.969	6.973	7.633	7.540	7.596	8.439	8.369	9.355	9.411	10.545	10.625	9.907
Mafra Oeste – Mafra Este	..	9.700	10.752	9.247	7.794	6.827	7.422	7.375	7.372	8.477	7.953	9.141	9.115	10.066	10.007	9.371
Mafra Este – Malveira	..	18.520	18.774	18.149	16.847	15.772	16.525	15.958	15.973	17.261	16.463	18.469	17.616	19.075	17.733	18.414
Malveira – Venda do Pinheiro (A8/A21)	..	22.911	22.611	22.936	21.749	19.825	20.773	18.352	17.889	18.000	18.180	20.888	19.527	23.565	21.905	22.482
Média Ponderada	..	14.270	14.933	13.795	12.448	11.289	11.999	11.417	11.358	12.281	11.916	13.513	13.076	14.710	14.095	13.975

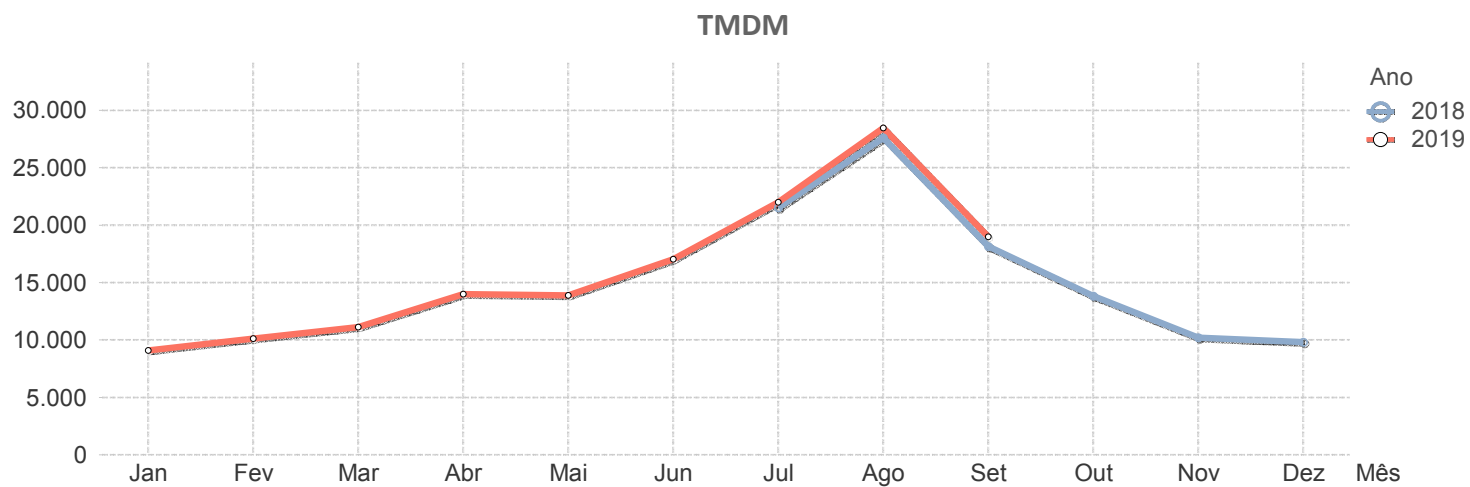


A22																
Sublanço	2018							2019								
	Jul	Ago	Set	Out	Nov	Dez	Jan	Fev	Mar	Abr	Mai	Jun	Jul	Ago	Set	
Bensafrim – Lagos	6.138	7.600	5.779	4.827	3.923	3.858	3.611	3.788	4.022	4.640	4.829	5.341	6.323	7.531	5.942	
Lagos – Odeáxere	12.197	15.862	10.936	8.394	5.647	5.162	4.893	5.376	6.007	7.892	8.109	9.832	12.689	16.284	11.543	
Odeáxere – Mexilhoeira	13.304	17.376	11.756	8.919	5.749	5.058	4.706	5.304	6.086	8.443	8.534	10.587	13.816	18.292	12.427	
Mexilhoeira – Alvor	14.408	18.649	13.026	9.986	6.382	5.619	5.267	5.934	6.630	9.077	9.287	11.486	14.842	19.015	13.759	
Alvor – Portimão	14.723	19.154	13.175	10.011	6.370	5.627	5.500	6.081	6.906	9.222	9.513	11.806	15.071	19.533	13.853	
Portimão – Lagoa (Silves)	20.668	27.455	17.950	13.263	8.980	8.002	7.557	8.525	9.554	12.437	12.758	16.045	20.874	27.360	18.607	
Lagoa (Silves) – Alcantarilha	25.966	34.010	22.683	17.349	12.354	11.208	10.640	11.938	13.064	17.464	17.014	20.966	26.586	34.284	23.505	
Alcantarilha – Algoz	28.927	37.946	25.102	18.852	13.303	12.225	11.978	13.123	14.321	18.047	18.658	22.960	29.294	38.088	25.949	
Algoz – Guia	28.992	38.278	25.084	18.661	13.009	11.997	11.394	12.824	14.082	17.894	18.531	23.036	29.485	38.704	26.012	
Guia – A2/A22	35.258	44.985	30.057	22.221	15.914	15.166	14.431	15.680	17.321	21.992	22.267	28.186	35.548	45.454	30.889	
A2/A22 – Boliqueime	34.384	42.781	29.165	22.650	16.967	16.395	14.907	16.808	18.456	22.669	23.049	27.819	35.034	44.019	30.513	
Boliqueime – Loulé	38.809	46.005	33.978	27.616	20.999	20.064	19.147	20.974	22.552	27.351	28.388	32.836	39.998	47.772	35.629	
Loulé – Faro (Aeroporto)	34.608	41.299	29.870	24.162	18.071	17.367	15.973	18.054	19.483	24.409	25.120	29.175	36.152	43.126	31.888	
Faro (Aeroporto) – Faro (Estói)	21.465	27.279	17.422	13.317	11.027	11.036	10.417	11.252	11.950	13.952	13.595	16.675	21.891	28.013	18.023	
Faro (Estói) – Olhão	18.784	24.808	15.005	10.889	8.320	8.408	7.605	8.460	9.368	11.643	11.049	14.136	19.107	25.751	15.734	
Olhão – Tavira	18.270	23.984	14.522	10.628	8.168	8.224	7.372	8.222	9.134	11.413	10.686	13.613	18.419	24.877	15.209	
Tavira – Monte Gordo	12.744	17.178	9.775	7.211	5.476	5.740	4.983	5.663	6.429	8.061	7.124	9.253	12.975	18.334	10.404	
Monte Gordo – Castro Marim	13.999	18.348	11.360	8.557	6.891	7.354	6.537	7.192	7.722	9.675	8.848	10.722	14.403	19.942	11.857	

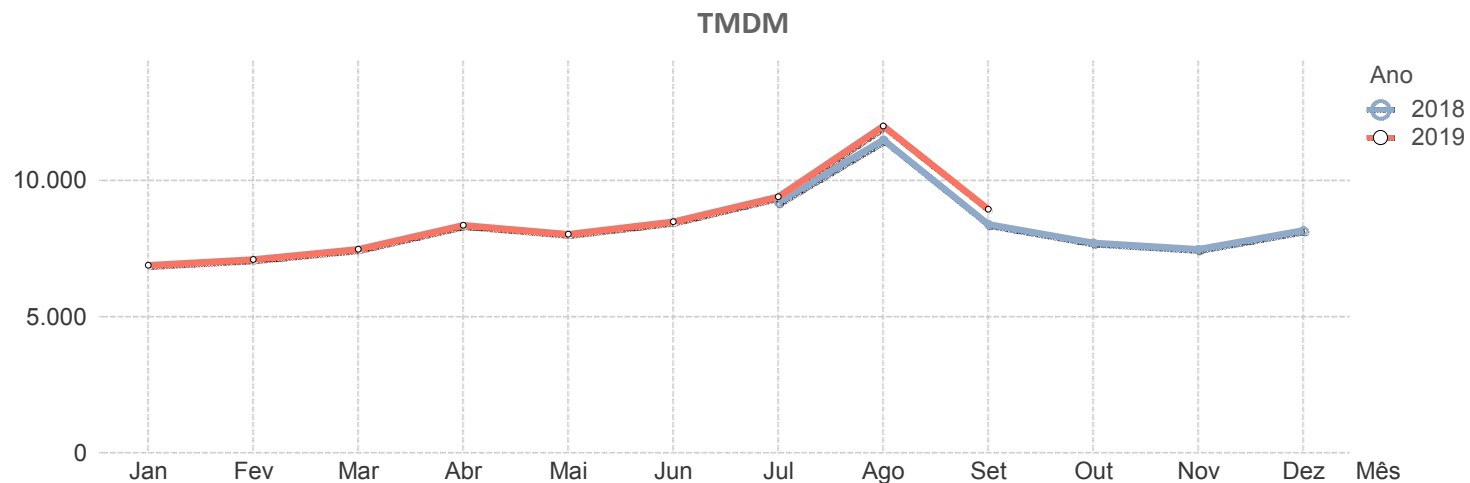
TMDM



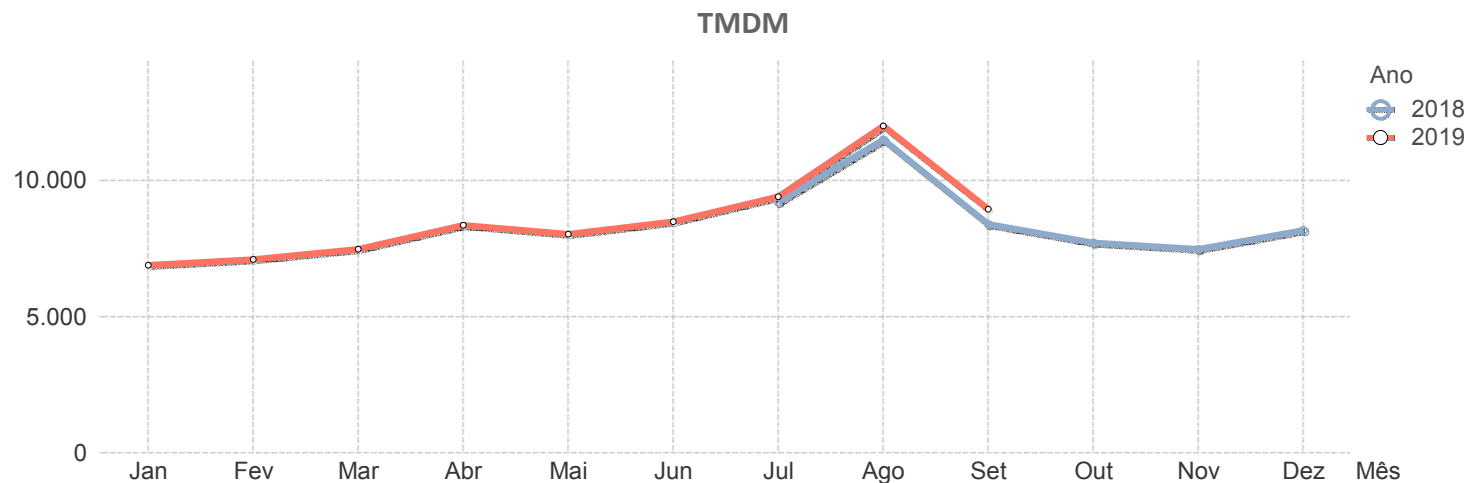
		A22														
		2018						2019								
Sublanço	..	Jul	Ago	Set	Out	Nov	Dez	Jan	Fev	Mar	Abr	Mai	Jun	Jul	Ago	Set
Castro Marim – Ponte Internacional do G...	..	13.834	18.398	10.303	7.828	6.570	7.287	6.267	6.820	7.575	9.611	9.927	11.197	15.122	19.963	11.179
Média Ponderada		21.519	27.597	18.149	13.839	10.196	9.824	9.099	10.125	11.124	14.003	13.890	17.039	22.001	28.461	18.993



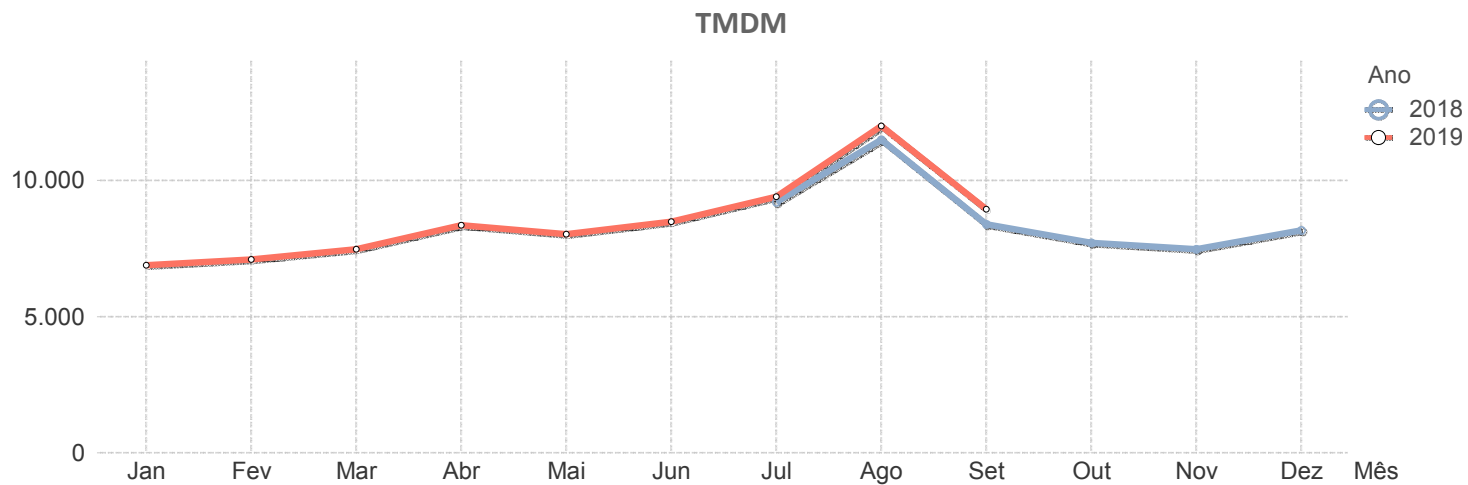
		A23														
		2018						2019								
Sublanço	..	Jul	Ago	Set	Out	Nov	Dez	Jan	Fev	Mar	Abr	Mai	Jun	Jul	Ago	Set
Torres Novas (A1) – Zibreira	..	15.469	18.670	15.996	14.743	15.449	15.873	13.607	13.283	14.427	13.974	15.578	16.089	17.454	20.617	17.705
Zibreira – Torres Novas	..	16.804	20.297	17.388	15.976	16.669	17.243	14.320	14.360	15.206	15.007	16.902	17.403	18.973	22.407	19.246
Torres Novas – Entroncamento	..	17.388	20.863	17.884	15.971	16.306	17.153	14.167	14.034	15.112	15.378	17.186	17.748	19.167	22.756	19.557
Entroncamento – Atalaia	..	16.162	19.286	16.526	14.494	14.101	15.185	12.570	12.859	13.571	14.794	16.266	17.074	18.429	21.993	18.907
Atalaia – Tancos	..	15.874	17.731	15.309	14.663	14.178	14.425	13.074	12.953	13.598	14.708	16.294	16.196	17.591	19.647	17.008
Tancos – Constância (Oeste)	..	14.998	16.745	14.465	13.862	13.462	13.510	12.469	12.345	13.174	13.917	15.397	15.309	16.622	18.566	16.075
Constância (Oeste) – Constância	..	12.872	14.371	12.414	11.896	11.551	11.595	10.786	10.678	11.395	12.041	13.321	13.239	14.375	16.059	13.906
Constância – Amoreira	..	12.562	15.169	11.140	10.578	10.397	10.773	9.755	10.143	10.629	11.551	12.039	12.137	13.170	15.510	12.465
Amoreira – Abrantes Oeste	..	10.600	12.800	9.400	8.926	8.772	9.092	7.893	8.206	8.600	9.347	9.741	9.821	10.652	12.551	10.086
Abrantes Oeste – Abrantes Este	..	10.176	12.721	9.052	8.244	7.828	8.718	7.032	7.383	8.010	9.203	8.283	9.179	10.025	13.035	9.391
Abrantes Este – Mouriscas	..	11.770	14.136	10.695	9.993	9.540	10.463	8.798	9.148	9.671	10.827	9.999	10.775	11.582	14.323	10.951
Mouriscas – Mação	..	8.265	10.581	7.287	6.579	6.254	7.117	5.598	5.880	6.363	7.432	6.560	7.325	8.044	10.800	7.476
Mação – Gavião	..	7.885	10.172	6.911	6.215	5.875	6.739	5.272	5.546	6.027	7.086	6.193	6.960	7.626	10.423	7.116
Gavião – Envendos	..	7.570	9.824	6.623	5.927	5.585	6.458	5.010	5.268	5.729	6.793	5.900	6.583	7.247	9.980	6.759
Envendos – Gardete	..	7.687	9.932	6.719	6.017	5.681	6.553	5.111	5.375	5.857	6.915	6.037	6.725	7.406	10.163	6.894
Gardete – Riscada	..	9.481	11.856	8.437	7.581	7.172	8.182	6.529	6.859	7.414	8.641	7.700	8.495	9.197	12.270	8.669
Riscada – Fratel	..	9.410	11.774	8.358	7.508	7.101	8.104	6.461	6.800	7.346	8.572	7.633	8.428	9.106	12.141	8.607
Fratel – Perdigão	..	7.885	10.254	6.927	6.152	5.789	6.755	5.260	5.511	5.986	7.166	6.231	6.960	7.705	10.682	7.235



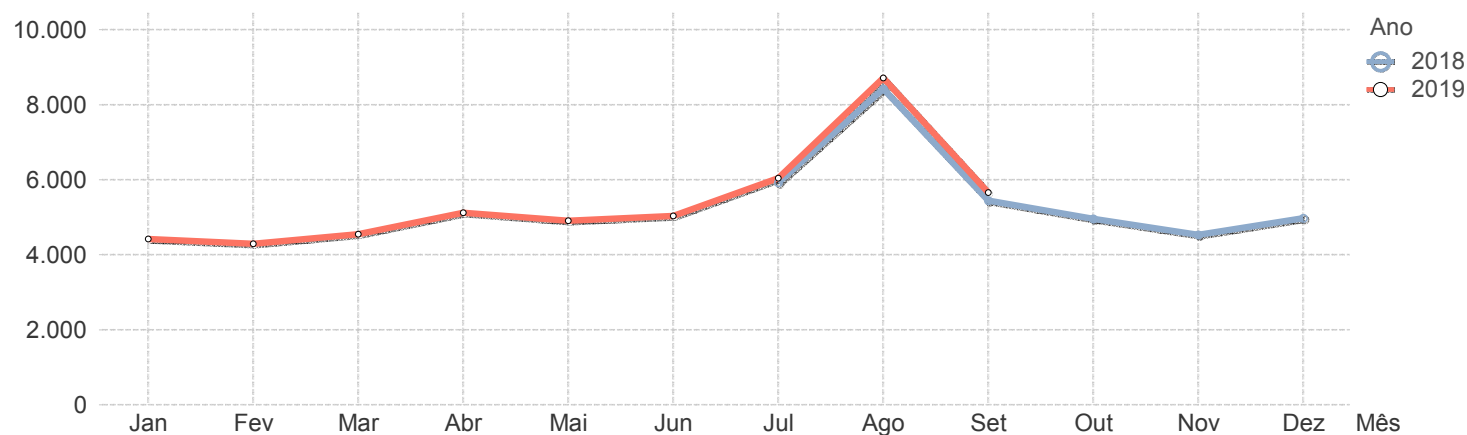
A23																
Sublanço	2018						2019									
	Jul	Ago	Set	Out	Nov	Dez	Jan	Fev	Mar	Abr	Mai	Jun	Jul	Ago	Set	
Perdigão – Alvaiade	9.308	11.550	8.240	7.505	7.209	8.139	6.723	6.963	7.397	8.484	7.672	7.879	9.098	11.927	8.556	
Alvaiade – Sarnadas (Retaxo)	8.478	10.756	7.432	6.651	6.368	7.317	5.902	6.137	6.552	7.672	6.834	7.545	8.275	11.138	7.737	
Sarnadas (Retaxo) – Castelo Branco Sul	8.246	10.519	7.221	6.437	6.151	7.084	5.710	5.940	6.338	7.462	6.626	7.317	8.059	10.884	7.505	
Castelo Branco Sul – Hospital	7.462	9.564	5.962	5.286	5.285	6.124	5.036	5.282	5.339	5.911	5.897	6.528	7.701	9.860	6.620	
Hospital – Castelo Branco Norte	6.198	8.433	5.242	4.517	4.235	5.039	3.940	4.092	4.411	5.430	4.543	5.114	5.915	8.657	5.397	
Castelo Branco Norte – Alcains	12.151	14.320	11.283	10.734	10.453	11.249	10.019	10.331	10.600	11.614	10.988	11.558	12.297	14.720	11.724	
Alcains – Lardosa	6.877	9.126	6.171	5.619	5.416	6.167	5.141	5.314	5.595	6.437	5.748	6.268	6.984	9.387	6.514	
Lardosa – Soalheira	7.891	9.962	7.196	6.692	6.473	7.146	6.157	6.385	6.634	7.441	6.820	7.269	8.009	10.259	7.520	
Soalheira – Castelo Novo	6.965	9.113	6.269	5.731	5.509	6.232	5.224	5.437	5.693	6.527	5.819	6.342	7.103	9.406	6.627	
Castelo Novo – Fundão	10.124	12.141	9.330	8.762	8.452	9.080	8.124	8.435	8.672	9.537	9.059	9.416	10.204	12.370	9.696	
Fundão – Alcaria	9.020	10.921	8.181	7.765	7.475	7.988	7.205	7.488	7.682	8.475	7.976	8.227	9.078	11.109	8.515	
Alcaria – Covilhã Sul	5.975	8.216	4.825	4.568	4.503	5.180	4.310	4.527	4.698	5.562	4.610	4.668	6.033	8.432	5.536	
Covilhã Sul – Covilhã Norte	5.589	7.750	4.757	4.360	4.033	4.486	3.780	3.943	4.109	4.879	4.327	4.650	5.537	7.929	5.023	
Covilhã Norte – Belmonte Sul	7.535	9.816	6.713	6.243	5.993	6.537	5.811	6.312	6.184	6.911	6.444	6.597	7.627	10.226	7.283	
Belmonte Sul – Belmonte Norte	5.664	7.636	4.937	4.475	4.183	4.642	3.926	4.055	4.182	4.920	4.493	4.698	5.617	7.867	5.101	
Belmonte Norte – Benespera	6.015	8.132	5.243	4.792	4.500	4.964	4.246	4.344	4.499	5.270	4.869	5.062	6.026	8.410	5.539	
Benespera – Guarda (A23)	6.234	8.378	5.461	5.015	4.744	5.209	4.471	4.543	4.719	5.486	5.111	5.283	6.131	8.578	5.748	
Guarda (A23) – Pinhel	7.303	9.588	6.464	6.159	5.803	6.077	5.595	5.668	5.815	6.587	6.281	6.319	7.307	9.873	6.787	



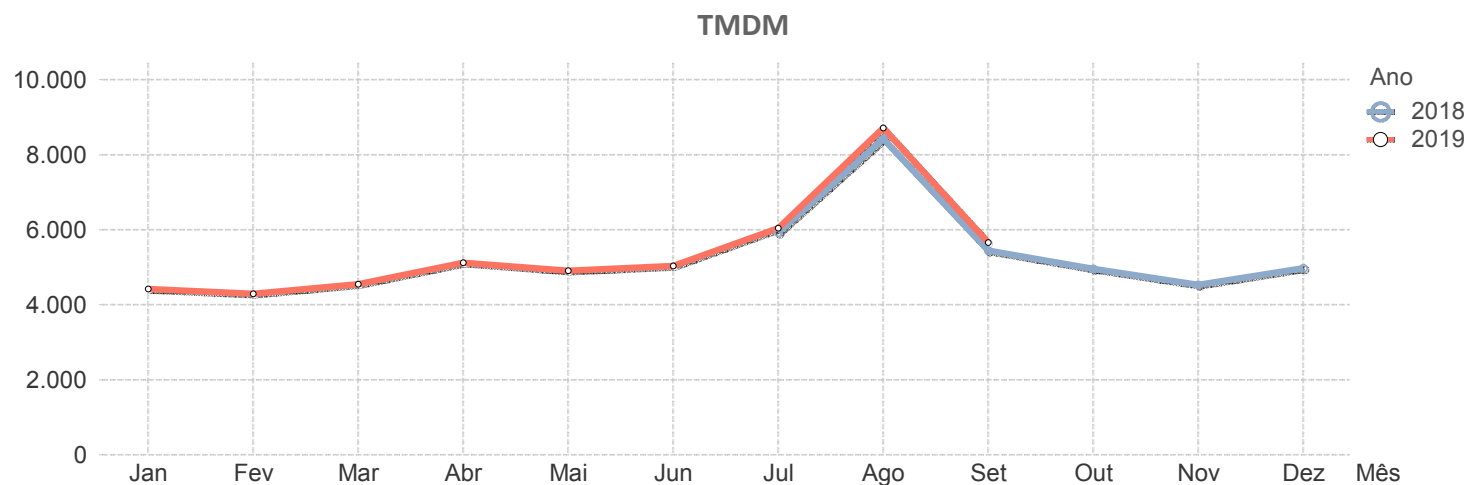
		A23														
		2018						2019								
Sublanço	..	Jul	Ago	Set	Out	Nov	Dez	Jan	Fev	Mar	Abr	Mai	Jun	Jul	Ago	Set
Média Ponderada	..	9.199	11.497	8.395	7.716	7.478	8.165	6.890	7.103	7.479	8.352	8.034	8.482	9.403	12.000	8.942



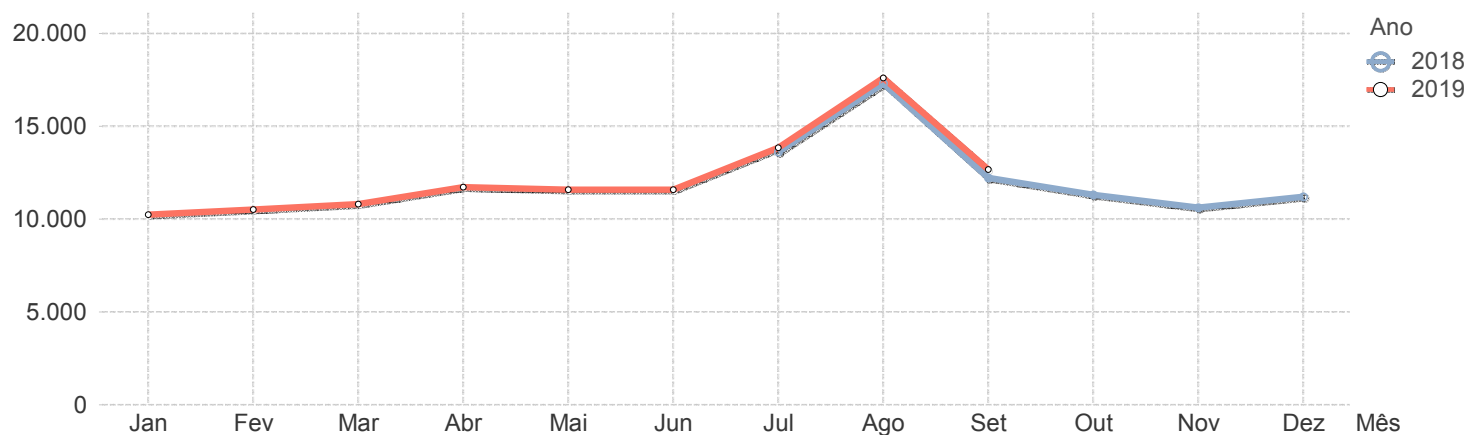
A24																
Sublanço	2018						2019									
	Jul	Ago	Set	Out	Nov	Dez	Jan	Fev	Mar	Abr	Mai	Jun	Jul	Ago	Set	
Fronteira – Vila Verde da Raia	5.140	8.505	3.787	3.337	3.079	3.652	3.180	2.818	3.078	3.984	3.253	3.382	5.114	8.877	3.815	
Vila Verde da Raia – Zona Industrial de C...	4.643	7.801	3.266	2.838	2.553	3.161	2.763	2.367	2.543	3.436	2.719	2.838	4.534	8.121	3.260	
Zona Industrial de Chaves – Chaves	4.232	7.375	2.915	2.462	2.200	2.795	2.417	2.015	2.161	3.047	2.344	2.469	4.084	7.634	2.859	
Chaves – EN103	5.555	9.208	4.160	3.689	3.437	4.103	3.590	3.175	3.350	4.253	3.516	3.657	5.415	9.491	4.087	
EN103 – Vidago	6.292	10.010	4.811	4.312	4.007	4.698	4.166	3.747	3.949	4.897	4.125	4.273	6.131	10.309	4.779	
Vidago – Pedras Salgadas	7.036	10.909	5.511	4.999	4.632	5.352	4.772	4.353	4.602	5.565	4.801	4.994	6.946	11.329	5.539	
Pedras Salgadas – A7/A24	7.045	10.901	5.511	4.995	4.628	5.360	4.788	4.388	4.646	5.608	4.843	5.059	6.977	11.319	5.589	
A7/A24 – Vila Pouca de Aguiar	4.480	6.419	3.984	3.746	3.482	3.761	3.414	3.370	3.467	3.759	3.582	3.719	4.432	6.388	4.032	
Vila Pouca de Aguiar – Fortunho	4.162	5.953	3.715	3.513	3.256	3.532	3.176	3.129	3.258	3.457	3.311	3.391	4.093	5.824	3.725	
Fortunho – A24/ex-IP4	6.183	7.987	5.672	5.565	5.272	5.557	5.234	5.182	5.309	5.518	5.397	5.413	6.208	7.897	5.768	
A24/ex-IP4 – A4/A24	8.434	10.766	8.339	7.776	7.101	7.230	6.842	6.885	7.147	7.577	7.893	7.864	9.216	11.471	9.064	
A4/A24 – Constantim	8.434	10.766	8.339	7.776	7.101	7.230	6.842	6.885	7.147	7.577	7.893	7.864	9.216	11.471	9.064	
Constantim – Portela	9.313	11.325	9.191	8.730	8.128	8.604	7.942	7.966	8.229	8.672	8.894	8.842	9.760	11.987	9.969	
Portela – Régua	8.679	10.730	8.611	8.177	7.570	8.045	7.363	7.381	7.659	8.145	8.328	8.292	9.168	11.385	9.351	
Régua – Armamar	5.139	7.025	5.084	4.753	4.309	4.658	4.159	4.128	4.362	4.758	4.749	4.749	5.367	7.332	5.420	
Armamar – Lamego	8.794	11.289	8.957	8.354	7.626	7.954	7.237	7.251	7.633	8.137	8.333	8.317	9.102	11.643	9.345	
Lamego – Bigorne	4.423	6.277	4.489	3.906	3.434	3.735	3.174	3.179	3.457	3.858	3.873	4.060	4.495	6.440	4.620	
Bigorne – Castro Daire Norte	4.149	5.991	4.233	3.593	3.160	3.480	2.891	2.895	3.200	3.636	3.610	3.825	4.230	6.200	4.366	

TMDM


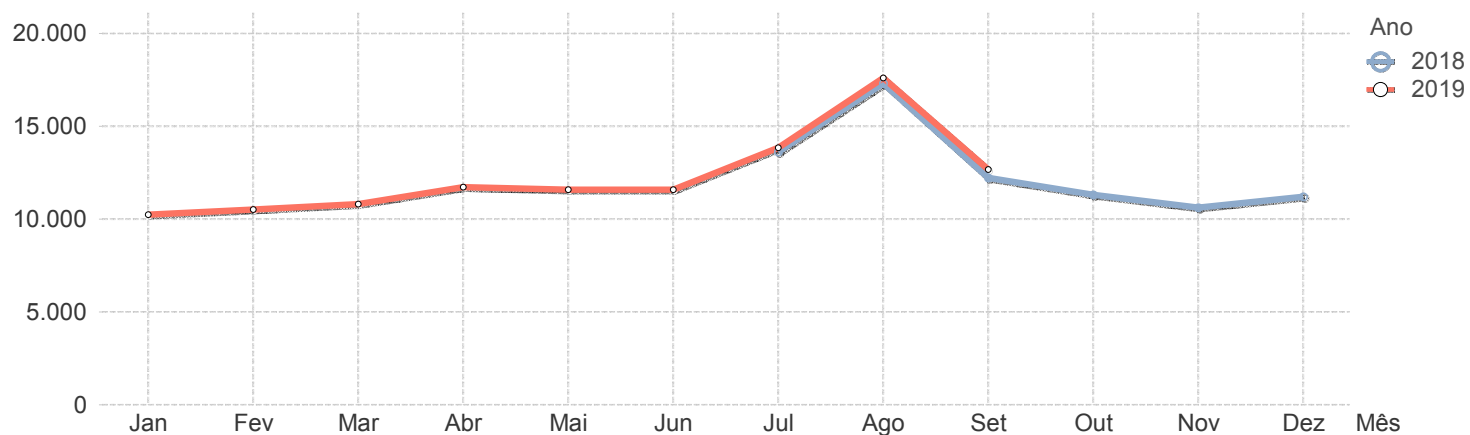
		A24														
		2018						2019								
Sublanço	..	Jul	Ago	Set	Out	Nov	Dez	Jan	Fev	Mar	Abr	Mai	Jun	Jul	Ago	Set
Castro Daire Norte – Castro Daire Leste	..	5.347	7.373	5.358	4.762	4.248	4.574	3.932	3.915	4.296	4.746	4.747	4.949	5.409	7.637	5.482
Castro Daire Leste – Carvalho	..	5.692	7.951	5.749	5.111	4.585	4.990	4.287	4.317	4.654	5.167	5.142	5.334	5.833	8.242	5.979
Carvalho – Arcas	..	5.683	8.054	5.796	5.146	4.647	5.074	4.321	4.256	4.651	5.097	4.726	5.265	5.920	8.341	6.031
Arcas – EN16	..	5.891	8.230	5.842	5.211	4.722	5.168	4.428	4.387	4.754	5.299	5.230	5.439	6.028	8.519	6.118
EN16 – Viseu (IP5)	..	4.626	6.573	4.537	4.033	3.611	3.946	3.335	3.319	3.677	4.203	3.999	4.253	4.829	6.715	4.754
Viseu (IP5) – Faíl (A25)	..	4.583	6.512	4.495	3.995	3.582	3.910	3.537	3.580	3.614	4.541	4.425	4.531	5.135	7.145	5.071
Média Ponderada	..	5.925	8.423	5.448	4.963	4.534	4.973	4.419	4.297	4.551	5.124	4.905	5.040	6.039	8.713	5.659



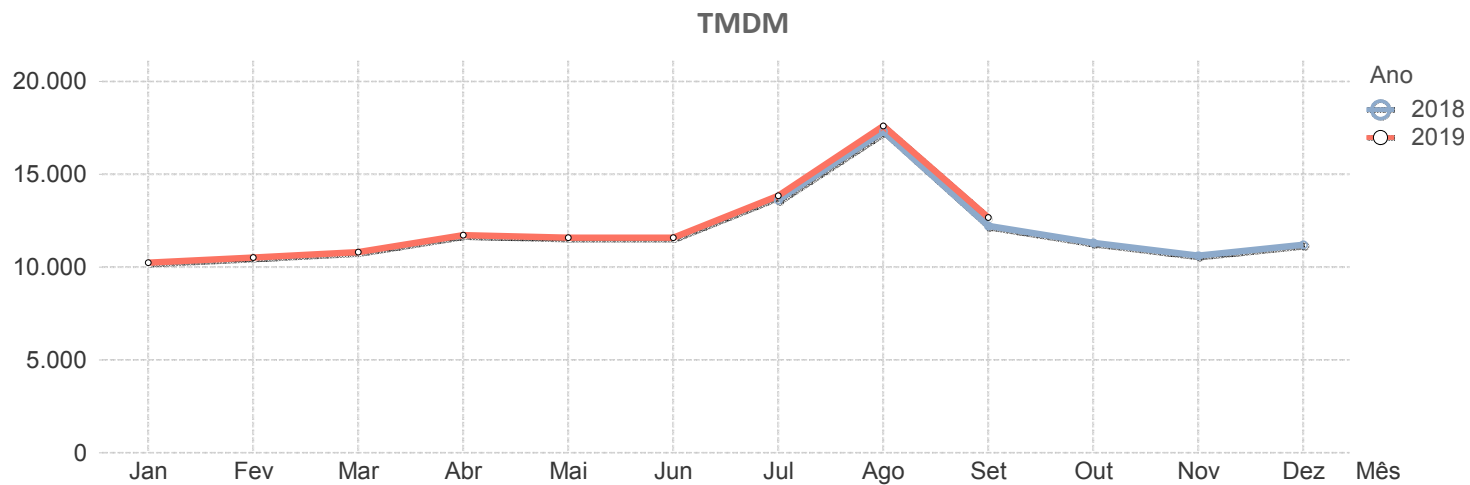
		A25														
		2018						2019								
Sublanço	..	Jul	Ago	Set	Out	Nov	Dez	Jan	Fev	Mar	Abr	Mai	Jun	Jul	Ago	Set
Barra – Zona Industrial	..	32.483	39.479	24.378	21.926	20.222	20.741	20.279	20.704	23.214	22.913	25.980	27.224	34.302	39.538	28.338
Zona Industrial – Gafanha da Nazaré	..	32.483	39.479	24.378	21.926	20.222	20.741	20.279	20.704	23.214	22.913	25.980	27.224	34.302	39.538	28.338
Gafanha da Nazaré – Pirâmides	..	41.247	47.930	33.937	33.125	30.439	32.072	30.855	32.284	33.583	32.886	36.907	36.404	43.571	48.010	39.470
Pirâmides – Esgueira	..	29.370	33.485	25.521	25.041	23.388	24.175	23.278	23.320	25.290	24.978	27.021	26.787	30.901	33.189	27.805
Esgueira – Aveiro Nascente (A17/A25)	..	18.519	21.915	17.737	16.651	15.297	15.996	14.805	15.281	15.877	16.582	17.493	16.801	19.422	21.476	18.042
Aveiro Nascente (A17/A25) – Zona Indust...	..	31.592	36.096	29.437	28.110	26.194	27.322	24.839	25.890	26.601	27.950	29.096	28.167	32.888	35.641	30.388
Zona Industrial de Aveiro – Angeja Poente	..	30.493	34.973	28.895	27.578	25.814	26.592	24.507	25.205	25.864	27.497	28.510	27.564	31.525	34.765	30.287
Angeja Poente – Angeja (A25/A29)	..	30.745	35.532	29.052	27.531	25.574	26.327	24.595	25.413	26.062	27.766	28.876	27.766	31.620	34.923	30.082
Angeja (A25/A29) – Albergaria (A1/A25)	..	22.494	26.341	20.931	19.505	18.041	18.705	17.370	18.123	18.686	19.625	20.573	19.941	23.029	25.582	21.420
Albergaria (A1/A25) – A25/IC2	..	19.096	22.392	17.682	16.224	15.187	16.130	14.742	15.542	15.867	16.565	16.762	16.562	19.426	22.352	17.800
A25/IC2 – Carvoeiro	..	18.063	22.421	18.164	16.310	18.461	15.747	14.451	15.190	15.559	16.457	16.233	16.209	18.224	22.447	18.348
Carvoeiro – Talhadas	..	15.046	18.699	14.155	12.646	11.719	12.436	11.314	11.930	12.238	12.996	12.749	12.851	15.077	18.786	14.370
Talhadas – Reigoso	..	16.839	22.068	16.135	14.639	13.493	14.178	12.589	13.588	12.931	14.075	13.893	14.482	16.883	22.260	16.370
Reigoso – Cambarinho	..	15.319	19.005	14.470	12.881	11.973	12.740	11.530	12.122	12.429	13.182	12.999	13.073	15.402	19.277	14.701
Cambarinho – Vouzela	..	14.018	18.780	14.450	13.038	12.139	12.864	11.646	12.341	12.618	13.310	13.153	13.197	15.487	19.118	14.772
Vouzela – Vouzela Nascente	..	14.349	18.370	14.770	14.248	12.943	13.484	12.422	13.121	13.293	13.936	14.016	14.107	15.264	18.735	15.229
Vouzela Nascente – Ventosa	..	10.812	14.100	10.113	9.032	8.469	9.177	8.120	8.686	8.765	9.440	9.197	9.139	11.075	14.428	10.529
Ventosa – Boa Aldeia Poente	..	10.041	14.189	9.813	9.235	8.694	9.404	8.414	9.011	8.928	9.660	9.426	9.439	11.283	14.654	10.788

TMDM


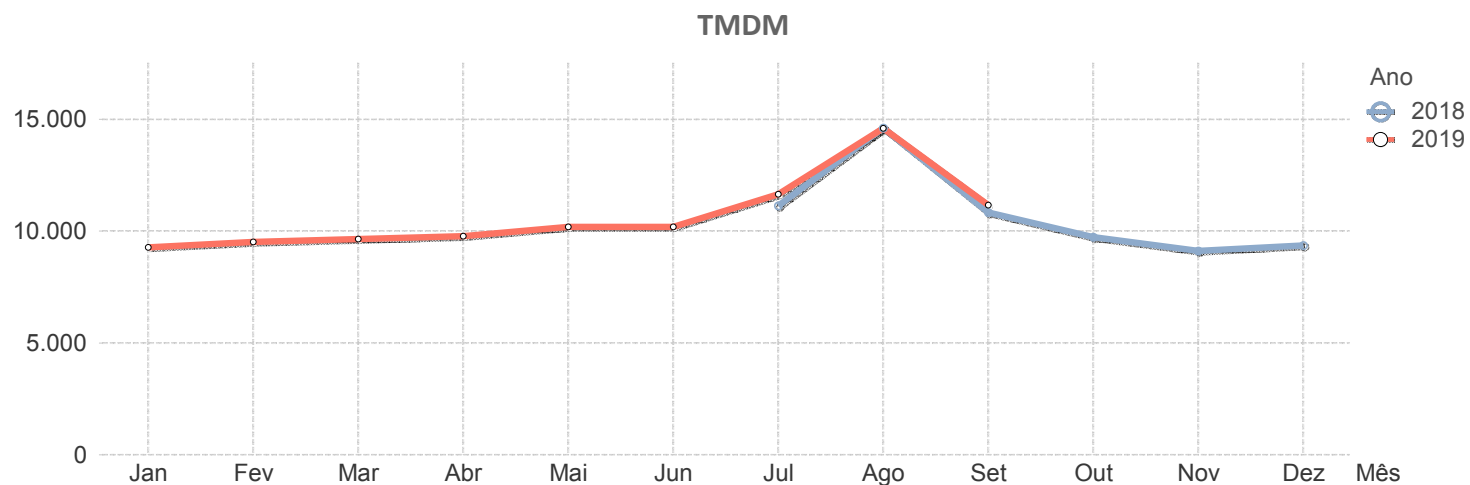
A25																
Sublanço	2018						2019									
	Jul	Ago	Set	Out	Nov	Dez	Jan	Fev	Mar	Abr	Mai	Jun	Jul	Ago	Set	
Boa Aldeia Poente – Boa Aldeia Nascente	8.459	11.820	7.964	7.678	6.894	7.571	6.733	7.151	7.149	7.715	7.485	7.412	9.051	12.145	8.503	
Boa Aldeia Nascente – Fail	9.079	11.944	8.366	7.543	7.008	7.669	6.801	7.174	7.262	7.917	7.591	7.575	9.243	12.236	8.686	
Fail – EN231	12.777	17.075	12.900	12.087	11.455	12.326	11.309	11.661	11.755	12.499	12.228	12.136	13.368	18.132	13.357	
EN231 – EN2	7.356	10.127	6.314	5.749	5.285	5.721	5.076	5.193	5.289	6.032	5.680	5.719	7.299	10.195	6.415	
EN2 – Caçador	13.787	15.981	12.333	11.634	10.576	11.972	10.370	10.665	10.805	11.604	11.152	11.206	13.873	16.242	12.613	
Caçador – Fagilde	15.595	18.875	14.687	14.029	13.603	14.051	13.130	13.367	13.350	14.065	14.103	13.808	15.963	19.412	15.157	
Fagilde – Mangualde	14.668	19.460	14.946	14.460	13.946	14.437	13.458	13.704	13.656	14.445	14.760	14.768	16.388	21.728	15.281	
Mangualde – Chãs de Tavares	10.941	14.030	9.784	9.045	8.570	9.067	8.191	8.338	8.531	9.429	9.073	9.144	10.858	14.370	9.970	
Chãs de Tavares – Fornos de Algodres	10.309	13.162	9.277	8.819	8.263	8.558	7.517	7.966	8.078	8.960	8.722	8.807	10.218	13.468	9.423	
Fornos de Algodres – Celorico da Beira	9.988	12.836	8.802	8.106	7.630	8.070	7.346	7.480	7.650	8.536	8.191	8.217	9.838	13.140	8.948	
Celorico da Beira – EN17	11.094	13.364	9.544	8.715	7.559	8.277	7.372	7.833	7.939	8.871	8.369	8.187	10.970	13.692	9.723	
EN17 – Ratoeira Poente	10.520	13.396	9.260	8.588	8.105	8.510	7.876	7.968	8.129	9.100	8.784	8.724	10.426	13.759	9.472	
Ratoeira Poente – Ratoeira Nascente	9.135	11.764	8.348	9.094	8.986	9.133	8.392	8.594	8.808	9.682	9.393	9.041	9.078	12.065	8.515	
Ratoeira Nascente – A25/IP2	9.968	13.381	8.587	7.943	7.512	8.087	7.272	7.246	7.446	8.628	8.088	8.133	9.959	13.915	8.843	
A25/IP2 – Guarda (A25)	9.993	13.406	8.605	7.962	7.504	8.115	7.312	7.270	7.485	8.638	8.121	8.159	9.970	13.962	8.875	
Guarda (A25) – Pinhel	9.622	12.704	8.704	7.897	7.070	7.749	7.009	7.056	7.325	8.493	7.701	7.430	9.413	13.121	8.826	
Pinhel – Pínzio	9.182	13.099	7.024	6.331	5.766	6.442	5.798	5.478	5.796	7.145	6.203	6.312	8.791	13.448	7.023	
Pínzio – Alto do Leomil	9.567	13.486	7.195	6.096	6.374	6.992	6.310	6.073	6.429	8.269	7.043	7.535	9.131	13.835	7.174	

TMDM


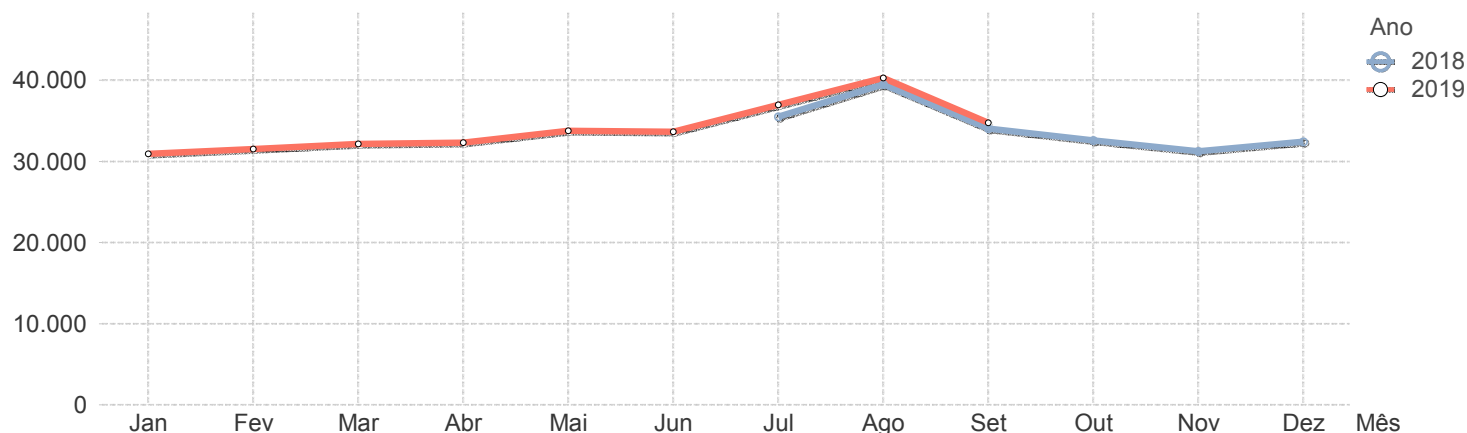
		A25														
		2018						2019								
Sublanço	..	Jul	Ago	Set	Out	Nov	Dez	Jan	Fev	Mar	Abr	Mai	Jun	Jul	Ago	Set
Alto do Leomil – EN332	..	8.429	12.047	6.292	5.594	5.094	5.638	5.165	4.807	5.092	6.382	5.485	5.567	7.981	12.370	6.231
Média Ponderada		13.624	17.305	12.225	11.309	10.627	11.201	10.243	10.525	10.813	11.730	11.587	11.593	13.849	17.599	12.668



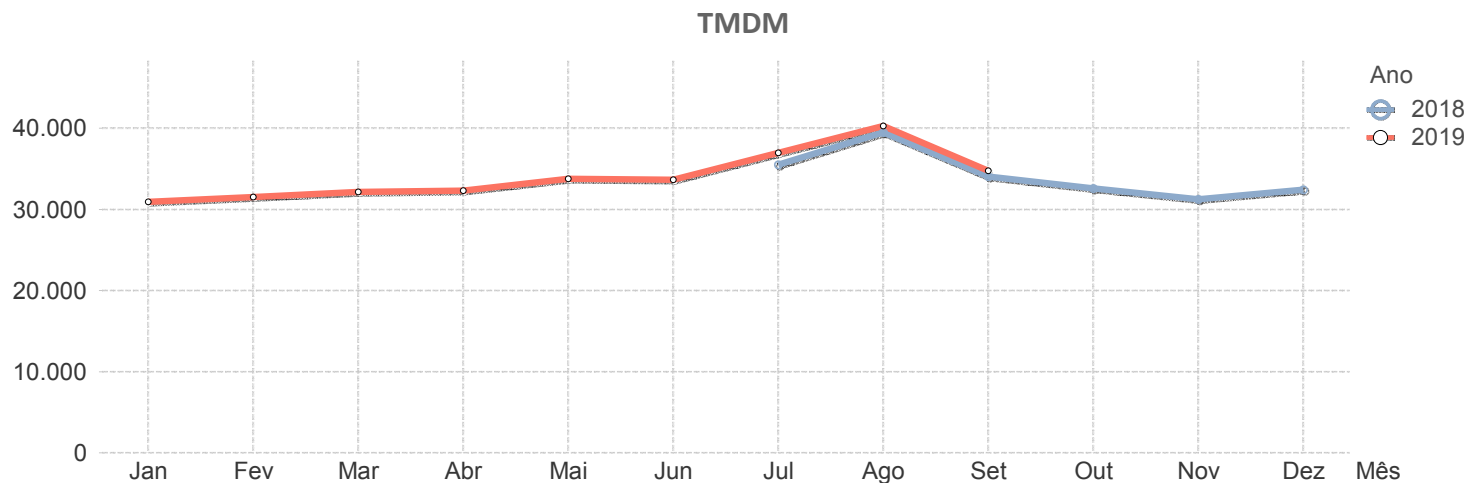
A27																
Sublanço	2018						2019									
	Jul	Ago	Set	Out	Nov	Dez	Jan	Fev	Mar	Abr	Mai	Jun	Jul	Ago	Set	
Meadela – Nogueira	13.232	17.165	12.815	11.635	10.965	11.279	11.209	11.415	11.580	11.698	12.256	12.189	13.887	17.190	13.249	
Nogueira – Lanheses	12.430	15.972	12.152	11.004	10.387	10.613	10.548	10.745	10.834	10.963	11.469	11.397	12.984	15.859	12.467	
Lanheses – Estorãos	10.810	14.229	10.560	9.379	8.773	9.003	8.879	9.246	9.286	9.406	9.815	9.858	11.264	14.124	10.847	
Estorãos – Arcozelo	10.500	13.843	10.281	9.143	8.553	8.756	8.669	8.893	9.030	9.173	9.529	9.636	10.937	13.820	10.549	
Arcozelo – Ponte de Lima	7.961	10.923	7.711	6.873	6.345	6.551	6.463	6.646	6.830	6.992	7.175	7.177	8.405	11.095	7.990	
Média Ponderada	11.126	14.605	10.832	9.728	9.120	9.363	9.275	9.515	9.639	9.772	10.185	10.184	11.645	14.600	11.158	



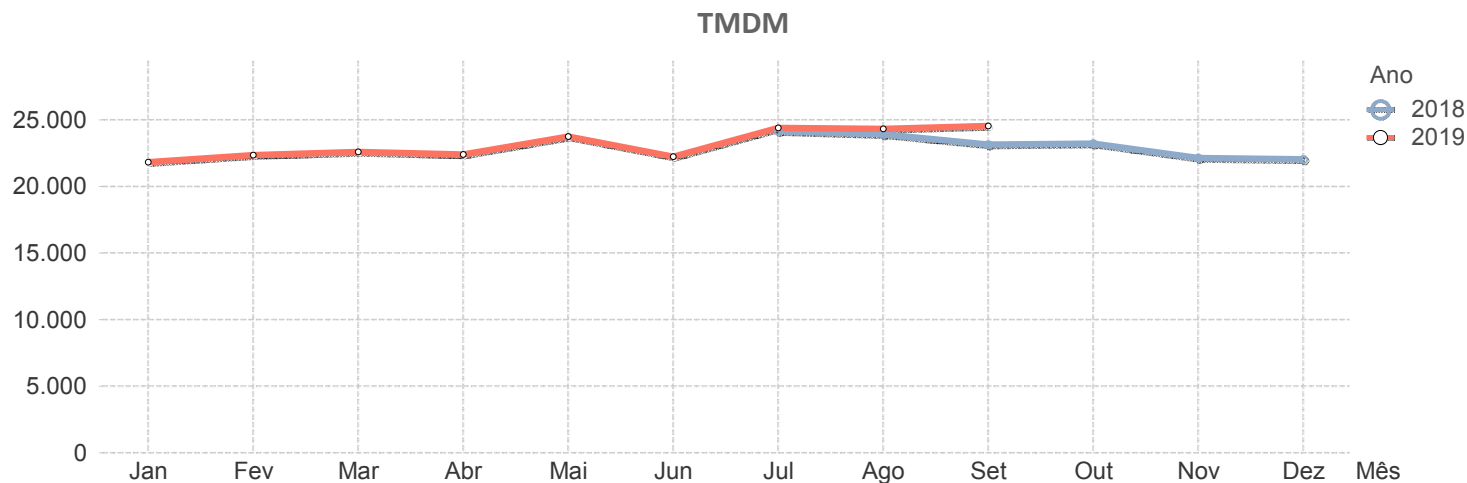
A28																
Sublanço	2018						2019									
	Jul	Ago	Set	Out	Nov	Dez	Jan	Fev	Mar	Abr	Mai	Jun	Jul	Ago	Set	
Arrábida Norte – Bessa Leite	117.457	112.983	116.278	114.520	110.437	110.989	109.263	110.180	110.388	110.607	116.317	113.487	117.338	113.913	115.444	
Bessa Leite – Boavista	117.457	112.983	116.278	114.520	110.437	110.989	109.263	110.180	110.388	110.607	116.317	113.487	117.338	113.913	115.444	
Boavista – Francos	145.940	140.429	144.421	144.744	144.682	145.099	144.297	144.466	144.994	143.622	149.531	146.633	151.062	146.653	148.623	
Francos – EN12	145.940	140.429	144.421	144.744	144.682	145.099	144.297	144.466	144.994	143.622	149.531	146.633	151.062	146.653	148.623	
EN12 – Sendim	N/D	N/D	N/D	N/D	N/D	N/D	N/D	N/D	N/D	N/D	N/D	N/D	N/D	N/D	N/D	
Sendim – Matosinhos	96.973	97.491	94.965	93.924	92.080	94.702	88.852	90.832	91.482	90.231	94.149	94.978	99.596	97.949	96.162	
Matosinhos – Leça da Palmeira	96.973	97.491	94.965	93.924	92.080	94.702	88.852	90.832	91.482	90.231	94.149	94.978	99.596	97.949	96.162	
Leça da Palmeira – Exponor	96.973	97.491	94.965	93.924	92.080	94.702	88.852	90.832	91.482	90.231	94.149	94.978	99.596	97.949	96.162	
Exponor – Freixieiro (TIR)	71.933	73.218	70.349	69.349	67.855	68.937	65.657	67.474	67.993	66.424	70.461	69.691	73.620	72.253	70.978	
Freixieiro (TIR) – Perafita	66.713	69.135	64.897	63.640	62.523	65.617	61.139	62.627	63.364	62.897	66.556	66.304	70.096	69.740	66.314	
Perafita – A28/A41	63.082	65.878	60.578	59.329	58.748	61.804	56.447	57.603	58.002	58.375	60.596	59.883	62.029	66.488	57.204	
A28/A41 – Angeiras	67.444	71.744	64.267	62.184	60.575	62.125	59.007	60.035	61.431	61.708	65.117	64.870	70.907	72.528	66.544	
Angeiras – Modivas	54.708	58.725	52.052	50.402	49.021	52.224	47.714	48.409	49.722	50.266	52.493	52.366	57.550	60.144	53.965	
Modivas – EN104	53.851	58.028	51.817	50.120	48.403	50.757	47.694	48.651	49.689	49.691	51.847	51.405	56.347	59.085	52.916	
EN104 – Vila do Conde	57.229	61.839	54.848	53.248	51.359	53.428	50.695	51.682	52.680	52.166	54.633	54.404	59.346	62.658	55.870	
Vila do Conde – Póvoa do Varzim	50.031	58.286	46.622	43.216	40.896	42.595	41.147	42.267	43.336	42.956	45.487	45.558	51.753	58.222	47.316	
Póvoa do Varzim – Estela	28.054	34.084	26.383	24.234	22.497	23.769	22.473	23.123	23.896	24.212	25.493	25.604	29.689	34.700	27.122	
Estela – Apúlia	28.957	34.970	27.189	24.923	23.409	24.544	23.450	24.113	24.967	25.206	26.418	26.555	30.640	36.243	27.958	

TMDM


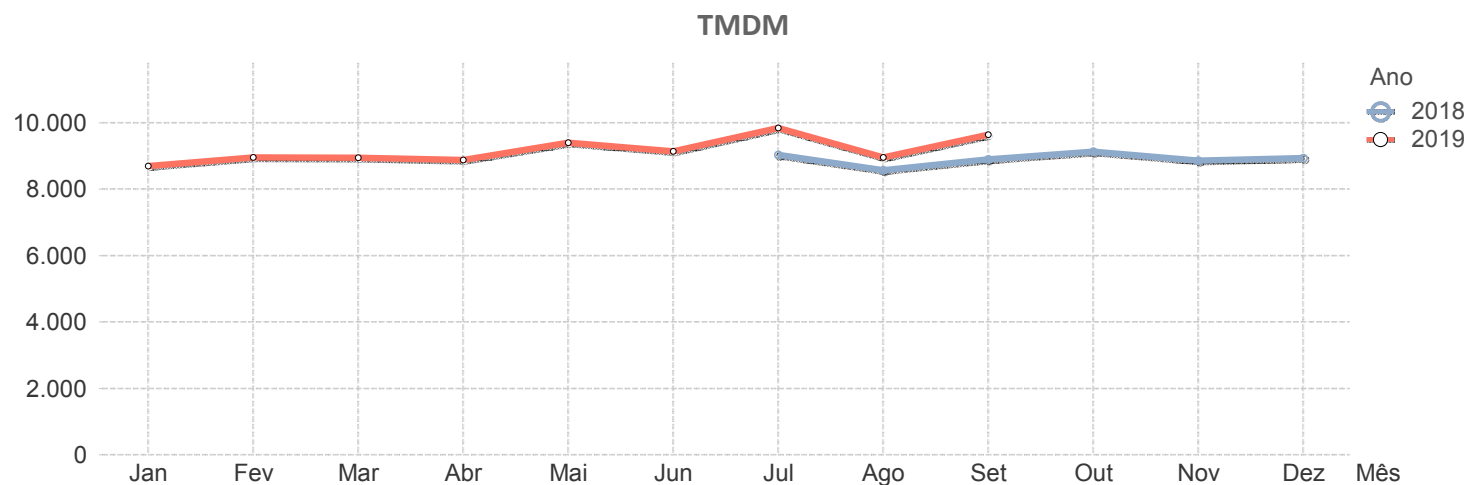
		A28														
		2018						2019								
Sublanço	..	Jul	Ago	Set	Out	Nov	Dez	Jan	Fev	Mar	Abr	Mai	Jun	Jul	Ago	Set
Apúlia – Esposende	..	26.394	33.096	24.447	22.272	20.684	21.696	20.940	21.640	22.214	22.550	23.663	23.702	27.725	33.399	25.140
Esposende – Antas	..	17.449	22.668	16.532	14.898	13.636	14.357	13.602	14.029	14.408	15.108	15.662	15.728	18.336	23.137	16.689
Antas – Neiva	..	17.430	22.306	16.540	15.040	13.799	14.524	13.799	14.201	14.699	15.233	15.747	15.877	18.225	22.814	16.738
Neiva – Darque	..	18.093	23.010	17.272	15.827	14.519	15.190	14.629	14.982	15.500	15.900	16.560	16.523	18.907	23.524	17.548
Darque – Viana do Castelo	..	34.105	41.376	32.858	31.803	30.340	31.806	30.500	31.007	31.455	31.823	32.983	32.674	35.724	42.300	33.710
Viana do Castelo – Meadela	..	18.996	23.982	17.919	16.598	15.431	16.027	15.674	16.048	16.494	16.886	17.398	17.421	19.524	24.861	18.696
Meadela – Outeiro	..	11.716	15.200	10.701	9.640	8.796	9.199	8.884	9.059	9.550	9.910	10.130	10.437	12.220	15.621	10.991
Outeiro – EN305	..	11.021	14.436	10.054	8.993	8.177	8.556	8.226	8.453	8.891	9.221	9.427	9.770	11.516	14.845	10.338
EN305 – Riba de Ancora	..	10.100	13.279	9.432	8.141	7.393	7.737	7.540	7.637	8.062	8.378	8.539	8.703	10.476	13.615	9.370
Riba de Ancora – Argela (Dem)	..	7.301	8.869	6.909	6.444	5.860	6.170	5.864	5.972	6.277	6.554	6.589	6.729	7.695	9.520	7.150
Argela (Dem) – Vilar de Mouros	..	7.328	8.737	6.932	6.532	5.932	6.191	5.899	6.025	6.330	6.700	7.000	6.638	7.566	9.231	7.033
Vilar de Mouros – Vilar de Mouros Norte	..	6.345	7.296	6.098	5.820	5.306	5.579	5.319	5.440	5.664	5.842	5.935	6.005	6.676	7.886	6.334
Média Ponderada	..	35.531	39.513	34.051	32.592	31.270	32.422	30.940	31.533	32.173	32.331	33.786	33.677	36.971	40.287	34.769



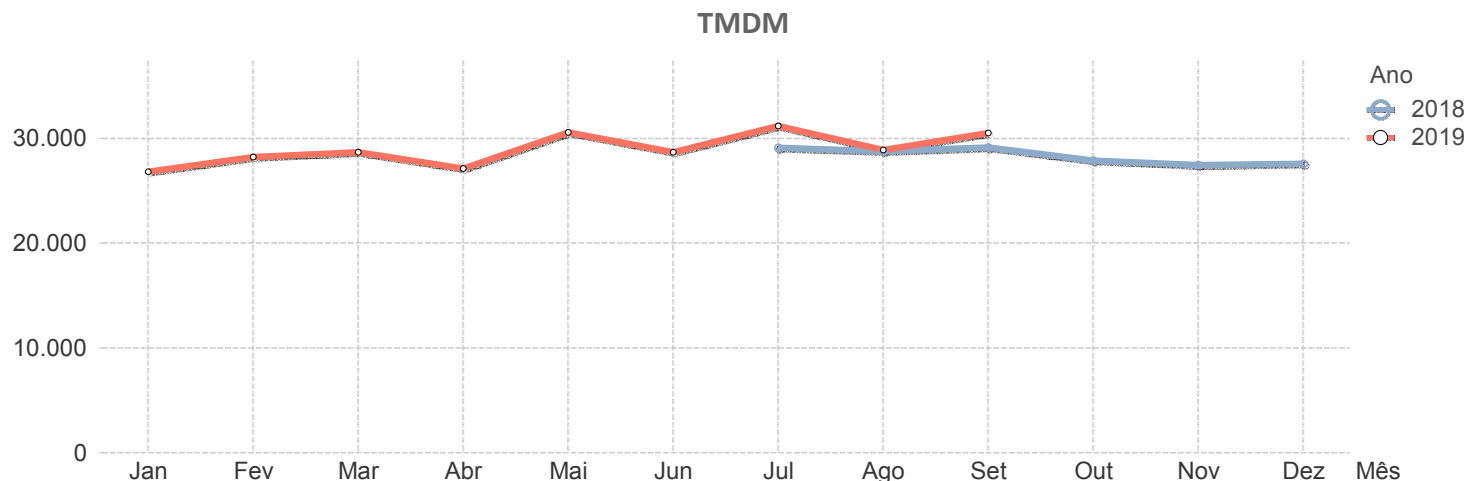
		A29														
		2018						2019								
Sublanço	..	Jul	Ago	Set	Out	Nov	Dez	Jan	Fev	Mar	Abr	Mai	Jun	Jul	Ago	Set
Angeja – Salreu		12.983	14.178	12.712	12.293	11.623	11.506	11.063	11.722	11.734	12.188	12.475	12.031	13.246	14.171	13.540
Salreu – Estarreja		12.216	12.678	11.538	11.593	10.915	10.606	10.485	10.925	10.971	11.188	11.865	11.173	12.780	13.333	13.016
Estarreja – Ovar		11.824	12.268	11.178	11.153	10.425	10.145	10.076	10.553	10.531	10.799	11.503	10.766	12.441	12.866	12.423
Ovar – Arada		12.593	13.054	12.008	11.949	11.239	10.662	10.697	11.384	11.323	11.566	12.216	11.586	13.191	13.591	13.212
Arada – Maceda		14.978	15.762	14.177	13.849	12.933	13.004	12.681	13.220	13.363	13.472	14.356	13.653	15.652	16.320	15.457
Maceda – Esmoriz		33.219	33.350	31.994	31.713	30.258	30.143	30.032	31.104	31.075	31.020	32.941	30.894	34.183	33.344	33.209
Esmoriz – Paramos		34.660	34.787	33.609	33.086	31.717	31.720	31.431	31.627	32.537	31.608	34.572	32.545	36.511	35.047	34.683
Paramos – Espinho Nascente		40.909	40.435	39.487	39.392	37.679	37.505	37.214	35.958	38.576	37.761	41.196	38.752	44.127	41.069	40.547
Espinho Nascente – Espinho Norte		44.049	41.674	42.169	43.130	39.780	41.252	40.907	40.958	42.109	40.687	43.930	41.410	39.103	41.558	43.518
Espinho Norte – Granja		44.049	41.674	42.169	43.130	39.780	41.252	40.907	40.958	42.109	40.687	43.930	41.410	39.103	41.558	43.518
Granja – Miramar		49.353	46.999	47.527	47.582	45.918	45.409	44.891	46.876	46.833	46.004	48.947	44.794	42.820	46.438	48.294
Miramar – ER1-18		46.063	44.800	44.497	44.691	43.016	43.563	42.341	43.676	43.812	43.274	46.275	43.863	47.857	44.699	46.538
ER1-18 – Canelas (Gaia)		22.936	21.489	21.465	22.553	22.508	21.846	21.913	22.719	22.094	21.294	22.263	20.319	24.476	22.212	23.561
Canelas (Gaia) – IC2		32.717	29.884	31.291	32.847	32.346	30.937	32.364	33.295	32.502	31.926	30.338	27.028	35.900	32.013	36.064
IC2 – Hospital		28.726	25.590	26.370	27.717	28.495	29.447	29.345	30.647	28.053	27.708	26.522	23.649	31.497	27.392	30.389
Hospital – A20/A29		28.726	25.590	26.370	27.717	28.495	29.447	29.345	30.647	28.053	27.708	26.522	23.649	31.497	27.392	30.389
Média Ponderada		24.155	23.927	23.143	23.220	22.134	22.041	21.827	22.360	22.594	22.403	23.757	22.248	24.414	24.328	24.545



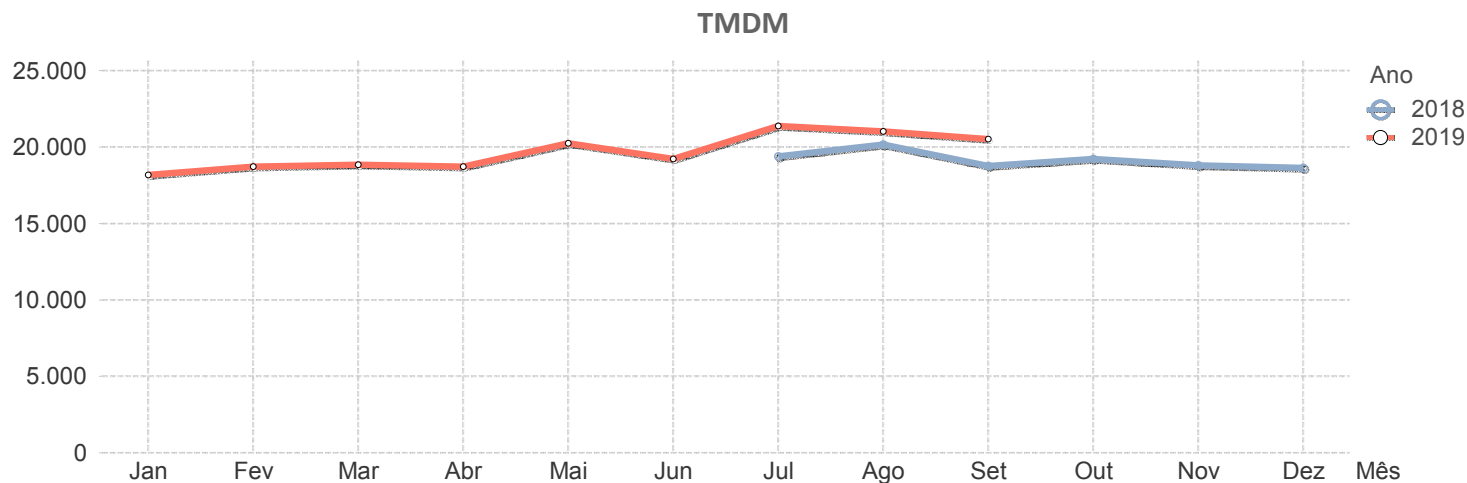
		A32														
		2018						2019								
Sublanço	..	Jul	Ago	Set	Out	Nov	Dez	Jan	Fev	Mar	Abr	Mai	Jun	Jul	Ago	Set
EN224 – EN227		2.306	2.139	2.499	2.485	2.277	2.193	2.322	2.527	2.383	2.400	2.516	2.336	2.499	2.175	2.471
EN227 – Lig. Feira/Mansores		3.811	3.716	3.797	3.877	3.686	3.687	3.629	3.774	3.776	3.764	3.964	3.756	4.102	3.795	4.018
Lig. Feira/Mansores – Gião/Louredo		10.066	9.344	9.827	10.192	9.944	9.938	9.793	10.064	10.007	9.901	10.474	10.189	10.944	9.668	10.732
Gião/Louredo – Canedo		10.739	10.093	10.429	10.663	10.353	10.464	10.180	10.457	10.498	10.394	10.979	10.797	11.677	10.532	11.352
Canedo – A32/A41		14.369	14.167	13.898	14.021	13.585	13.873	13.425	13.748	13.825	13.769	14.532	14.366	15.589	14.784	15.061
A32/A41 – Olival		10.929	10.354	10.790	11.040	10.770	10.958	10.490	10.789	10.832	10.743	11.338	11.168	11.946	10.952	11.754
Olival – A20/A32		12.991	12.164	12.931	13.385	13.092	13.189	12.752	13.126	13.094	12.973	13.845	13.351	14.262	12.882	14.081
Média Ponderada		9.036	8.573	8.897	9.126	8.859	8.933	8.694	8.955	8.948	8.879	9.400	9.142	9.841	8.958	9.639



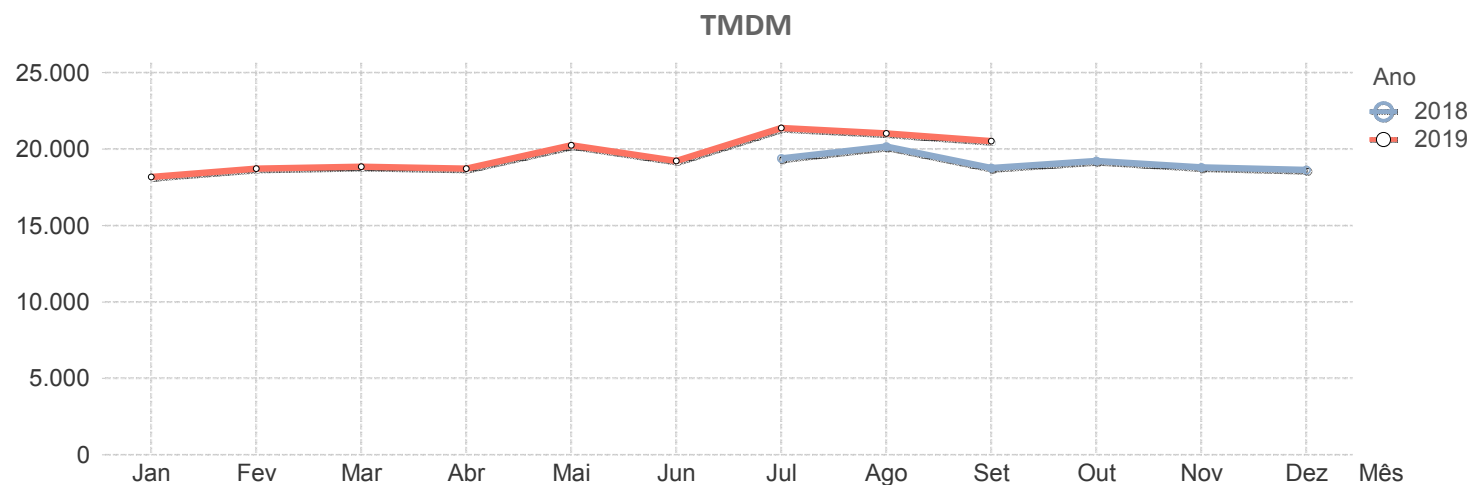
		A33														
		2018						2019								
Sublanço	..	Jul	Ago	Set	Out	Nov	Dez	Jan	Fev	Mar	Abr	Mai	Jun	Jul	Ago	Set
Casas Velhas – Lazarim	..	39.036	38.373	39.770	37.796	36.761	36.762	36.241	38.166	38.705	36.923	41.810	39.156	41.685	39.208	41.405
Lazarim – Botequim	..	38.997	38.335	39.730	37.758	36.724	36.725	36.205	38.128	38.666	36.886	41.768	39.117	41.643	39.169	41.364
Botequim – Palhais	..	31.699	31.522	32.199	30.396	29.381	29.388	28.924	30.591	31.205	29.415	33.895	31.733	34.011	32.041	33.656
Palhais – Queimada	..	13.577	13.301	13.895	13.788	13.596	13.446	13.158	14.005	14.327	13.183	15.558	14.174	15.414	14.233	15.280
Queimada – Belverde	..	14.861	14.604	15.253	15.261	15.170	14.851	14.758	15.630	15.928	14.660	17.080	15.548	16.804	15.017	16.513
Belverde – Laranjeiras (A33/EN378)	..	14.995	15.804	14.893	14.041	13.628	13.345	13.281	14.254	14.584	13.411	16.190	14.866	16.810	15.884	16.100
Laranjeiras (A33/EN378) – Coina (A33/E...)	..	15.224	15.513	15.139	14.409	14.222	13.840	13.835	14.718	15.005	13.903	16.420	14.988	16.740	15.562	16.300
Coina (A33/EN10) – Penalva (A33/IC21)	..	15.788	16.463	15.593	14.760	14.315	13.821	13.926	14.799	15.024	13.993	16.662	15.307	17.908	17.000	17.270
Penalva (A33/IC21) – Moita	..	40.136	39.207	40.412	38.399	37.877	38.225	37.128	38.909	39.421	37.349	41.582	39.135	42.268	38.905	41.791
Moita – Sarilhos Grandes	..	44.804	43.720	44.386	42.551	42.127	43.092	41.095	42.894	43.602	41.717	45.718	43.687	47.219	43.578	45.843
Sarilhos Grandes – Montijo Sul	..	44.794	43.858	44.292	42.315	41.757	42.595	40.780	42.695	43.434	41.467	45.578	43.432	46.900	43.523	45.516
Montijo Sul – Montijo (A12/A33)	..	44.794	43.858	44.292	42.315	41.757	42.595	40.780	42.695	43.434	41.467	45.578	43.432	46.900	43.523	45.516
Média Ponderada	..	29.113	28.751	29.143	27.875	27.441	27.557	26.823	28.207	28.669	27.106	30.551	28.668	31.171	28.880	30.505



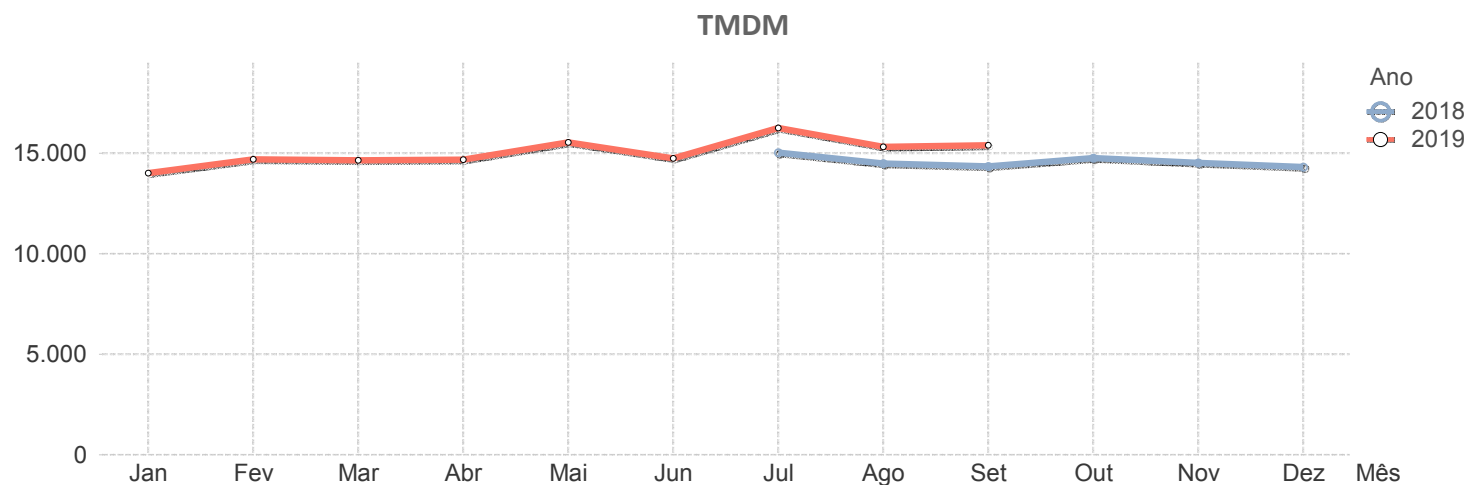
		A41														
		2018						2019								
Sublanço	..	Jul	Ago	Set	Out	Nov	Dez	Jan	Fev	Mar	Abr	Mai	Jun	Jul	Ago	Set
Freixoireiro – Aeroporto	..	32.057	33.397	29.549	29.630	29.183	30.330	27.857	28.485	28.654	28.839	31.300	30.102	34.585	34.158	31.873
Aeroporto – Lipor	..	31.648	32.030	29.304	29.737	29.056	28.616	28.478	29.740	28.911	29.574	31.565	30.852	34.312	32.684	31.560
Lipor – EN13	..	30.520	31.270	28.743	28.925	28.614	29.561	27.854	28.449	28.220	28.714	30.830	29.589	33.262	31.851	30.934
EN13 – EN14	..	33.226	33.776	31.494	31.933	31.576	32.373	30.822	31.567	31.224	31.743	33.986	32.549	36.387	34.690	34.105
EN14 – EN107	..	33.162	33.149	31.946	32.801	32.400	32.577	31.723	32.680	32.089	32.491	34.864	33.035	36.879	34.443	34.928
EN107 – Maia	..	38.941	37.545	37.796	38.906	38.558	39.013	39.398	39.661	43.071	39.925	41.513	38.464	42.691	38.914	41.300
Maia – Alfena	..	39.725	37.892	38.768	40.148	39.828	39.293	39.403	40.752	40.128	39.453	42.207	39.129	42.963	39.202	42.378
Alfena – Santo Tirso	..	22.274	21.355	21.792	22.860	22.633	22.503	22.240	23.038	22.809	22.390	24.042	22.411	24.533	22.583	24.189
Santo Tirso – Ermida	..	23.526	23.063	23.830	27.392	28.063	24.034	23.797	24.669	24.606	23.980	25.700	24.035	25.997	24.466	26.373
Ermida – A41/A42	..	20.677	19.614	20.244	21.283	21.065	20.780	20.578	21.394	21.300	20.866	22.451	20.900	22.957	20.900	22.360
A41/A42 – Gandra	..	9.416	8.925	9.317	10.226	10.091	9.398	9.691	10.051	9.842	9.849	10.872	9.919	11.105	9.978	10.783
Gandra – A4/A41	..	7.783	7.579	7.728	8.498	8.358	7.777	7.908	8.157	8.018	8.018	8.947	8.164	9.179	8.388	8.828
A4/A41 – ZIC	..	12.196	13.516	12.001	12.403	11.976	11.611	11.240	11.641	11.727	11.938	13.191	12.545	14.113	14.643	13.400
ZIC – Aguiar de Sousa	..	12.492	13.904	12.293	12.691	12.211	11.880	11.422	11.823	11.958	12.150	13.428	12.786	14.352	14.968	13.710
Aguiar de Sousa – A41/A43	..	12.405	13.901	12.246	12.638	12.151	11.814	11.393	11.785	11.894	12.134	13.437	12.741	14.330	14.990	13.769
A41/A43 – Medas	..	13.558	15.231	13.330	13.572	12.961	12.764	12.210	12.666	12.689	12.953	14.167	13.688	15.148	16.026	14.536
Medas – A32/A41	..	12.351	14.191	12.026	12.259	11.616	11.386	10.948	11.298	11.398	11.718	12.887	12.425	13.907	15.005	13.253
A32/A41 – Sandim	..	10.365	12.802	9.980	9.699	9.129	9.241	8.682	8.944	9.113	9.391	10.251	10.147	11.420	13.302	10.775



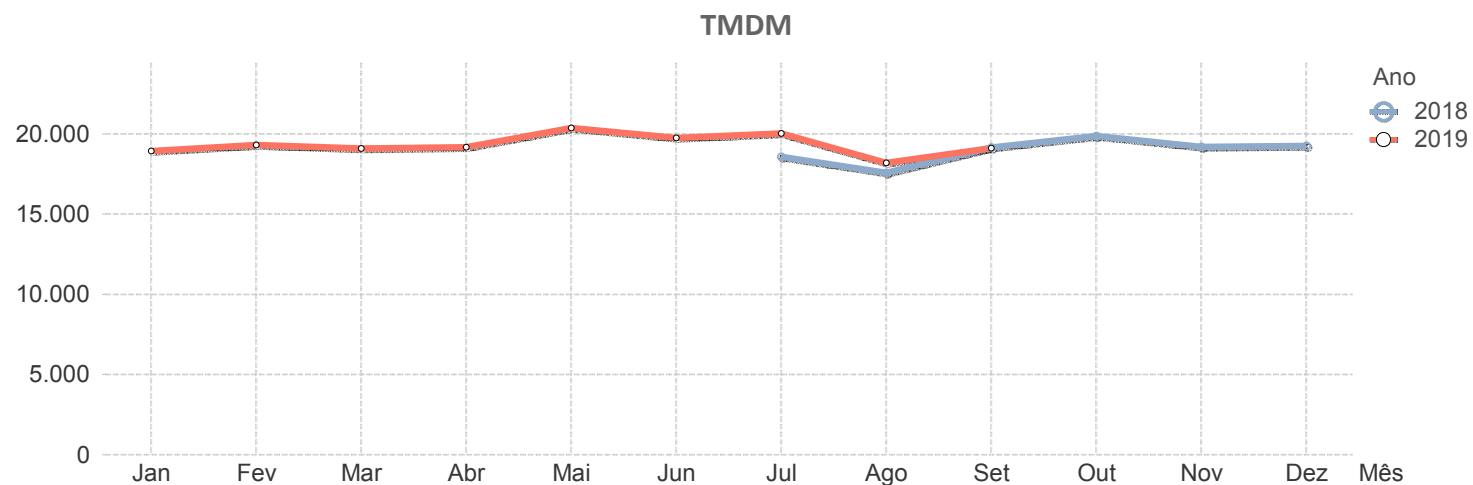
		A41														
		2018						2019								
Sublanço	..	Jul	Ago	Set	Out	Nov	Dez	Jan	Fev	Mar	Abr	Mai	Jun	Jul	Ago	Set
Sandim – Argoncilhe	..	10.601	13.164	10.218	9.871	9.290	9.455	8.884	9.179	9.314	9.573	10.427	10.295	11.586	13.560	10.925
Argoncilhe – Nogueira	..	21.749	23.484	20.779	19.809	18.803	19.396	18.912	19.595	19.861	19.306	21.287	20.668	22.658	23.390	21.834
Nogueira – Espinho (A1/A41)	..	21.604	23.327	20.640	19.677	18.677	19.267	18.785	19.464	19.728	19.176	21.144	20.529	22.507	23.233	21.688
Espinho (A1/A41) – Guetim	..	21.788	23.526	20.816	19.844	18.837	19.431	18.946	19.630	19.896	19.340	21.325	20.704	22.699	23.431	21.873
Guetim – Espinho	..	22.382	24.168	21.384	20.386	19.350	19.961	19.462	20.166	20.439	19.867	21.906	21.269	23.318	24.071	22.470
Média Ponderada	..	19.398	20.171	18.769	19.234	18.801	18.650	18.177	18.722	18.857	18.730	20.255	19.222	21.380	21.030	20.520



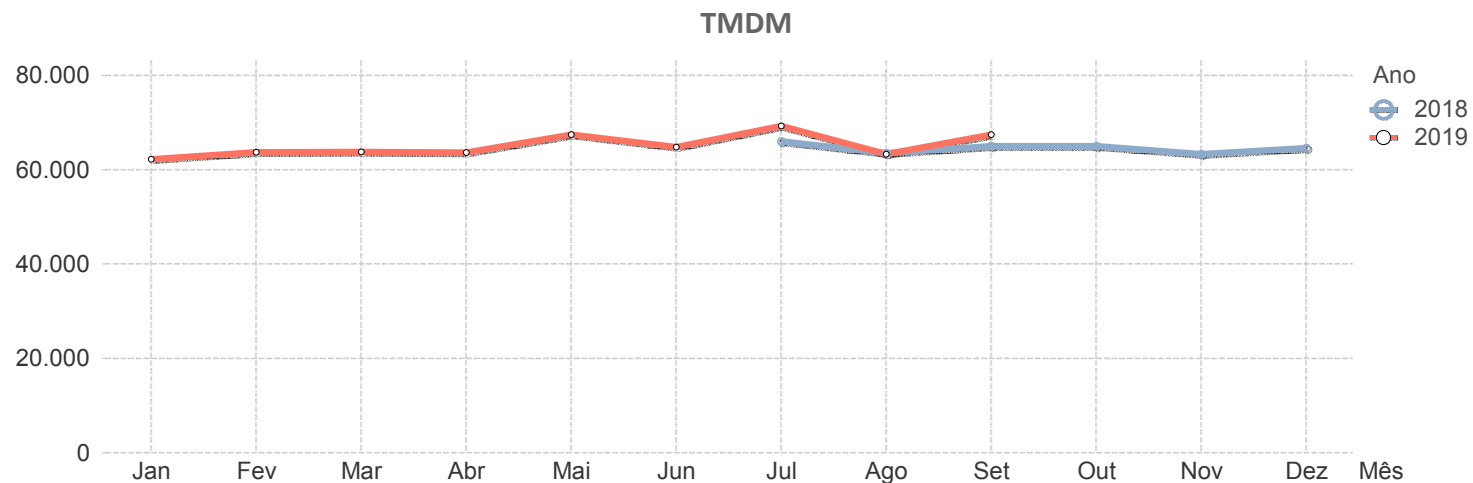
		A42														
		2018						2019								
Sublanço	..	Jul	Ago	Set	Out	Nov	Dez	Jan	Fev	Mar	Abr	Mai	Jun	Jul	Ago	Set
A41/A42 – Seroa	..	19.403	18.742	18.757	19.169	18.805	18.867	18.402	19.171	19.229	18.993	20.302	19.153	20.993	19.896	20.074
Seroa – Paços de Ferreira Oeste	..	21.739	20.540	21.020	21.539	21.134	20.372	19.975	21.563	21.530	21.322	22.714	21.436	23.483	21.570	22.607
Paços de Ferreira Oeste – Paços de Ferrei...	..	16.308	15.456	15.297	15.997	15.837	15.406	15.137	15.971	15.583	15.937	16.878	16.058	17.660	16.235	16.443
Paços de Ferreira Este – EN106 (Sul)	..	12.483	12.160	11.897	12.211	11.989	11.934	11.696	12.100	12.147	12.163	12.825	12.170	13.567	12.796	12.786
EN106 (Sul) – EN106 (Norte)	..	15.782	15.305	15.044	15.500	15.510	15.524	15.157	15.693	15.522	15.816	16.207	15.446	17.062	16.235	16.122
EN106 (Norte) – Lousada	..	9.077	9.013	8.579	8.771	8.570	8.543	8.331	8.588	8.639	8.697	9.143	8.768	9.783	9.654	9.168
Média Ponderada	..	15.024	14.480	14.346	14.752	14.510	14.316	14.007	14.696	14.640	14.670	15.527	14.735	16.248	15.315	15.387



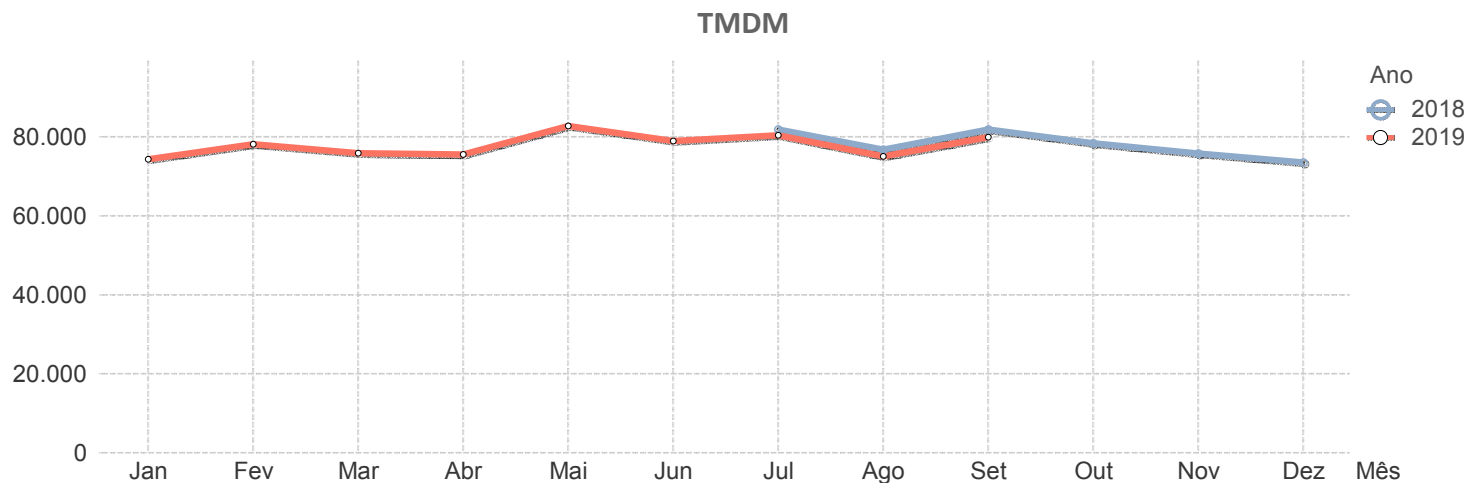
A43																
Sublanço	2018						2019									
	Jul	Ago	Set	Out	Nov	Dez	Jan	Fev	Mar	Abr	Mai	Jun	Jul	Ago	Set	
Freixo Norte – Falcão	42.576	40.733	43.780	44.620	42.501	43.040	42.336	43.177	43.148	43.334	43.190	41.991	42.696	42.723	41.425	
Falcão – Areias	N/D	N/D	N/D	N/D	N/D	N/D	N/D	N/D	N/D	N/D	N/D	N/D	N/D	N/D	N/D	
Areias – Carregais	43.562	40.733	44.741	46.300	44.683	44.873	44.147	44.793	44.068	44.191	47.507	44.378	45.917	41.025	42.993	
Carregais – Gondomar Oeste	33.853	31.649	34.740	36.135	34.857	34.858	34.404	34.954	33.901	34.935	37.249	34.752	35.793	32.107	33.852	
Gondomar Oeste – Gondomar Este	25.697	24.263	26.584	27.890	26.855	27.007	26.752	26.931	26.846	26.519	28.795	27.558	28.006	25.156	26.493	
Gondomar Este – Gens	7.119	6.946	7.446	7.723	7.593	7.550	7.363	7.662	7.689	7.642	8.103	9.217	8.627	7.501	8.325	
Gens – A41/A43	4.198	4.042	4.336	4.559	4.497	4.482	4.309	4.540	4.527	4.471	4.882	4.586	4.865	4.411	4.961	
Média Ponderada	18.571	17.580	19.150	19.871	19.198	19.260	18.941	19.309	19.100	19.167	20.370	19.758	20.041	18.193	19.117	



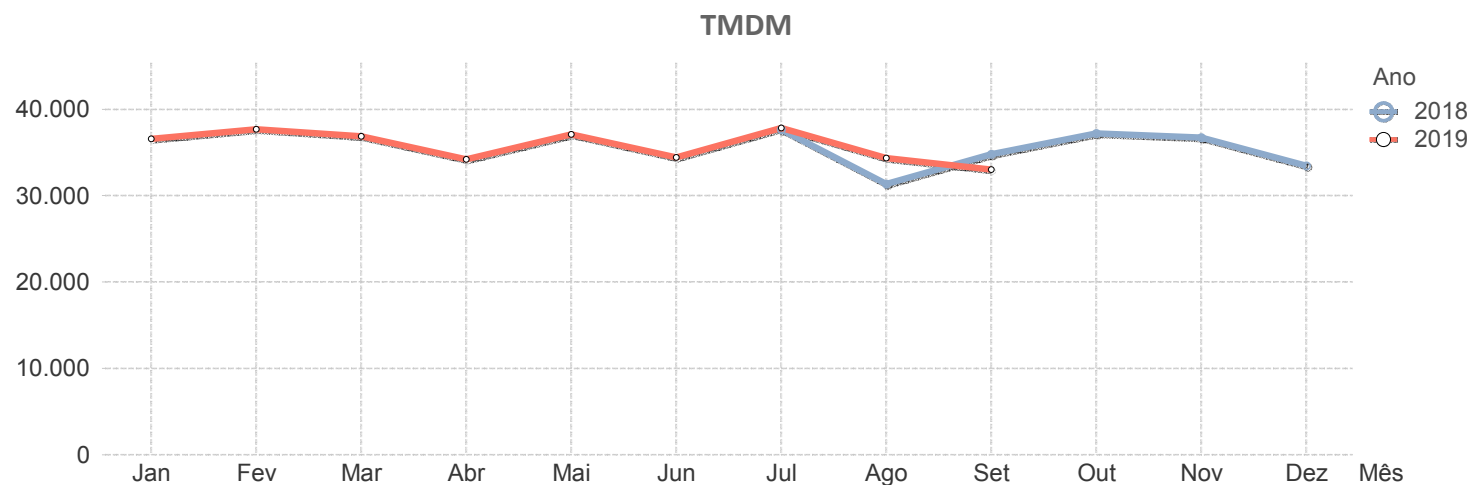
A44																
Sublanço	2018						2019									
	Jul	Ago	Set	Out	Nov	Dez	Jan	Fev	Mar	Abr	Mai	Jun	Jul	Ago	Set	
ER1-18 – EN109	46.700	45.610	46.080	45.698	43.953	43.032	41.763	43.906	43.973	43.585	44.835	45.165	48.758	45.571	47.696	
EN109 – Valadares Norte	63.579	63.135	62.900	61.536	59.249	60.889	58.740	60.815	60.947	60.305	63.878	62.095	66.753	63.129	64.479	
Valadares Norte – Madalena	75.812	74.520	75.386	73.351	71.092	72.316	69.480	72.541	72.438	74.096	75.490	73.080	79.314	72.773	77.092	
Madalena – Coimbrões	88.898	86.524	87.458	86.540	83.620	85.833	84.320	85.890	86.408	85.272	90.432	86.005	92.704	82.412	89.251	
Coimbrões – Continente	66.116	60.857	64.633	69.166	67.680	69.376	66.699	66.951	66.174	65.647	72.206	67.814	71.141	63.824	70.074	
Continente – Barosa	66.116	60.857	64.633	69.166	67.680	69.376	66.699	66.951	66.174	65.647	72.206	67.814	71.141	63.824	70.074	
Barosa – Av. da República	N/D	N/D	N/D	N/D	N/D	N/D	N/D	N/D	N/D	N/D	N/D	N/D	N/D	N/D	N/D	
Av. da República – Gervide	N/D	N/D	N/D	N/D	N/D	N/D	N/D	N/D	N/D	N/D	N/D	N/D	N/D	N/D	N/D	
Gervide – Freixo Sul	59.574	54.749	57.907	58.583	58.278	59.861	56.941	56.733	57.340	57.116	62.078	58.782	61.612	55.282	60.398	
Média Ponderada	66.046	63.510	65.014	65.025	63.278	64.586	62.237	63.700	63.776	63.655	67.449	64.811	69.265	63.318	67.432	



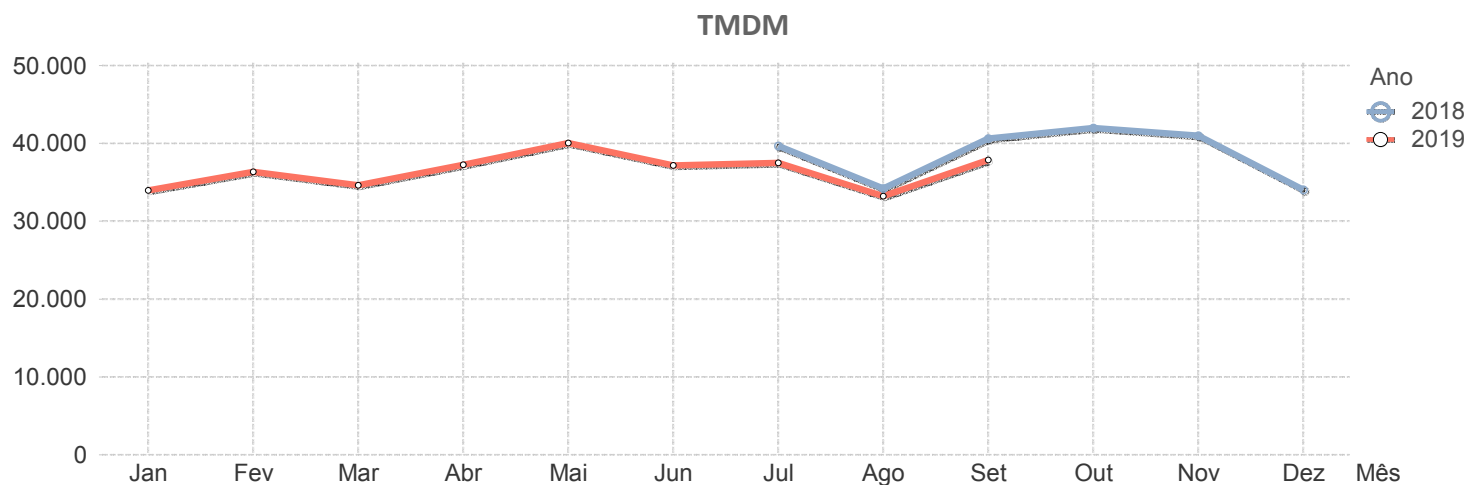
IP7																
Sublanço	2018						2019									
	Jul	Ago	Set	Out	Nov	Dez	Jan	Fev	Mar	Abr	Mai	Jun	Jul	Ago	Set	
CRIL/Eixo NS – Camarate	66.681	62.073	65.792	63.720	61.835	58.955	61.326	64.455	60.561	59.119	65.016	64.301	62.051	57.932	63.893	
Camarate – Alto Lumiar	68.415	63.677	67.483	65.284	65.269	63.883	60.924	64.534	61.977	60.338	64.274	63.245	61.437	57.805	63.668	
Alto Lumiar – Ameixoeira	59.790	55.897	58.619	56.740	54.928	52.057	53.707	57.403	54.598	54.729	60.567	58.599	56.794	53.440	58.859	
Ameixoeira – Av. Padre Cruz	64.245	59.356	62.909	60.665	59.490	56.475	58.301	61.466	59.065	58.933	65.398	60.236	63.684	57.420	63.552	
Av. Padre Cruz – Telheiras	68.365	63.404	68.255	66.045	64.503	62.900	63.873	66.822	64.071	64.094	70.925	65.804	68.825	62.238	67.429	
Telheiras – 2ª Circular/Eixo NS	116.789	112.691	117.977	114.108	111.037	109.758	108.955	114.217	110.110	109.582	121.856	111.722	114.423	105.140	115.141	
2ª Circular/Eixo NS – Av. Lusíada	116.941	108.532	118.534	117.440	111.995	107.020	110.953	114.121	110.816	111.570	122.185	116.184	118.089	110.010	116.364	
Av. Lusíada – Entrecampos	109.927	102.895	112.550	108.782	104.789	101.434	103.197	106.666	104.288	103.914	114.802	109.331	112.241	104.499	109.429	
Entrecampos – Radial de Benfica	120.000	105.461	120.898	116.110	110.172	108.820	107.166	114.914	113.736	112.308	123.267	116.018	119.547	109.771	117.811	
Radial de Benfica – Av. Ceuta	68.279	68.262	68.608	61.525	58.939	57.077	58.598	61.874	61.214	61.789	65.916	65.728	67.587	66.683	65.156	
Av. Ceuta – Viaduto Duarte Pacheco	78.629	78.017	78.483	70.615	67.657	66.827	67.363	70.637	70.005	70.189	75.208	74.766	77.036	75.593	74.683	
Média Ponderada	81.909	76.803	81.932	78.414	75.801	73.539	74.359	78.198	75.875	75.602	82.777	78.978	80.461	75.111	79.943	



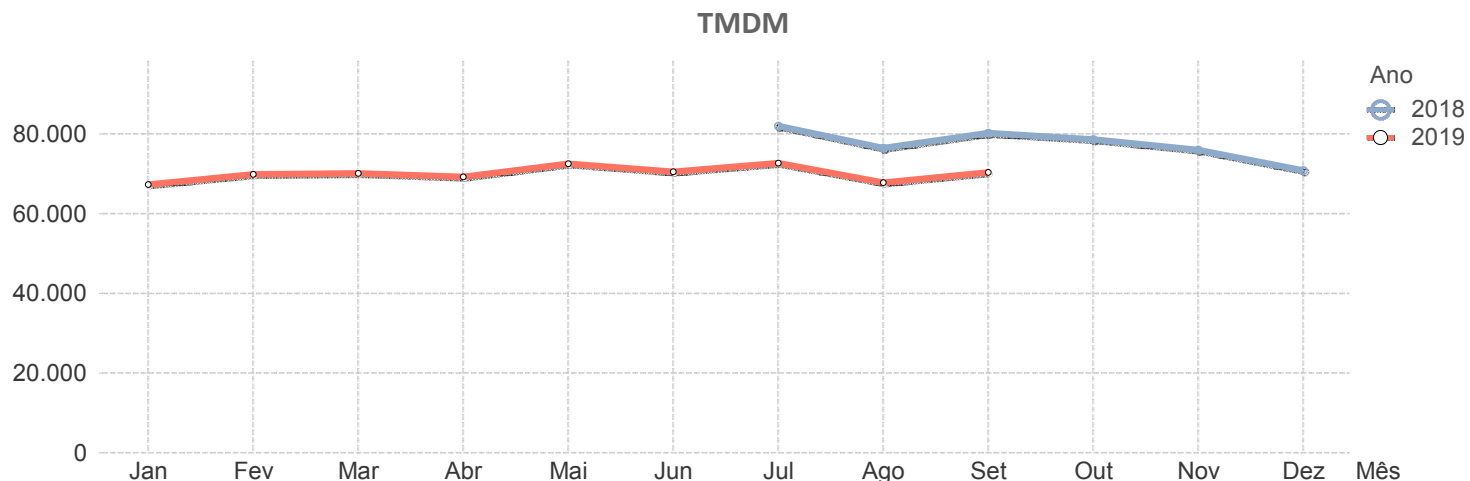
		IC2														
		2018						2019								
Sublanço	..	Jul	Ago	Set	Out	Nov	Dez	Jan	Fev	Mar	Abr	Mai	Jun	Jul	Ago	Set
Praça José Queirós – Portela	..	42.306	38.156	41.166	43.688	42.590	37.618	41.656	43.236	41.000	39.584	42.058	38.273	38.255	33.125	35.559
Portela – Bobadela	..	59.086	56.034	56.756	58.402	57.994	51.936	55.964	57.122	56.161	54.128	58.107	54.830	56.271	50.435	55.214
Bobadela – Ligação EN10	..	28.984	21.016	25.520	28.144	27.803	25.983	28.508	29.455	29.107	25.856	28.497	26.340	31.308	29.093	24.610
Ligação EN10 – Stª Iria de Azóia (A1/IC2)	..	N/D	N/D	N/D	N/D	N/D	N/D	N/D	N/D	N/D	N/D	N/D	N/D	N/D	N/D	N/D
Média Ponderada	..	37.653	31.367	34.811	37.207	36.729	33.481	36.577	37.672	36.885	34.195	37.098	34.435	37.832	34.361	33.003



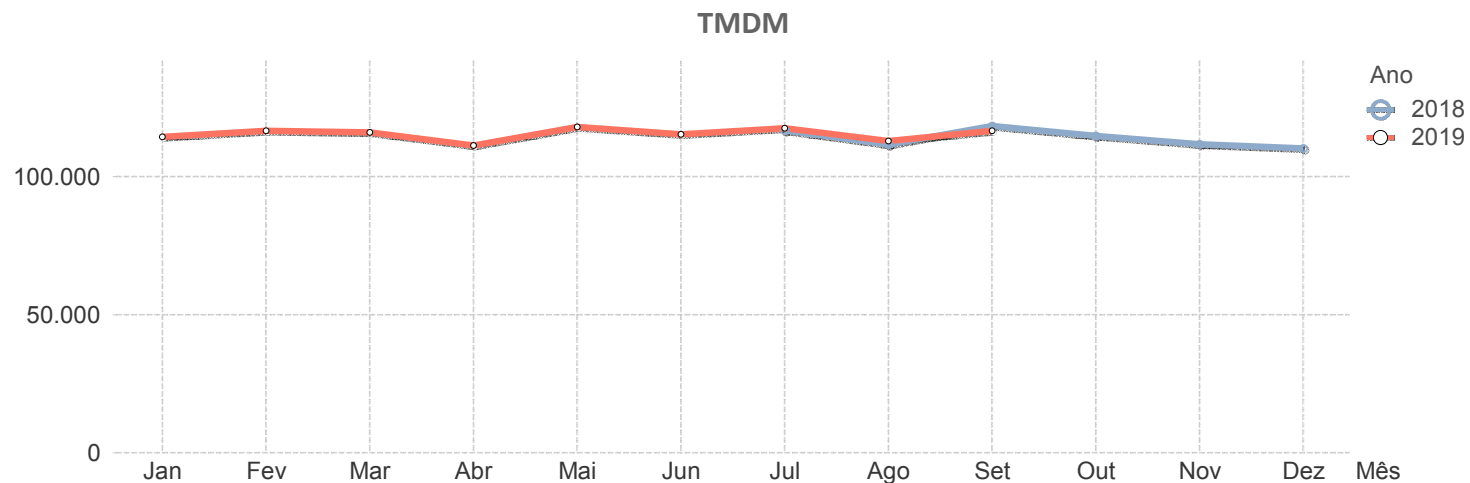
		IC16														
		2018						2019								
Sublanço	..	Jul	Ago	Set	Out	Nov	Dez	Jan	Fev	Mar	Abr	Mai	Jun	Jul	Ago	Set
Pontinha – Stº Eloi	..	52.119	45.618	52.738	54.567	53.637	46.469	48.873	49.865	46.794	52.554	56.732	53.987	54.016	49.801	54.293
Stº Eloi – Á-de-Beja	..	34.944	29.254	36.172	38.502	37.532	29.407	26.633	30.448	29.317	30.876	32.605	29.735	30.196	25.839	30.686
Á-de-Beja – Belas (IC16/CREL)	..	26.449	23.386	27.467	25.761	24.570	20.558	21.602	23.632	22.996	22.057	24.681	21.471	21.974	17.930	22.322
Média Ponderada	..	39.686	34.217	40.643	41.978	40.979	34.035	33.967	36.366	34.607	37.241	40.068	37.177	37.484	33.243	37.866



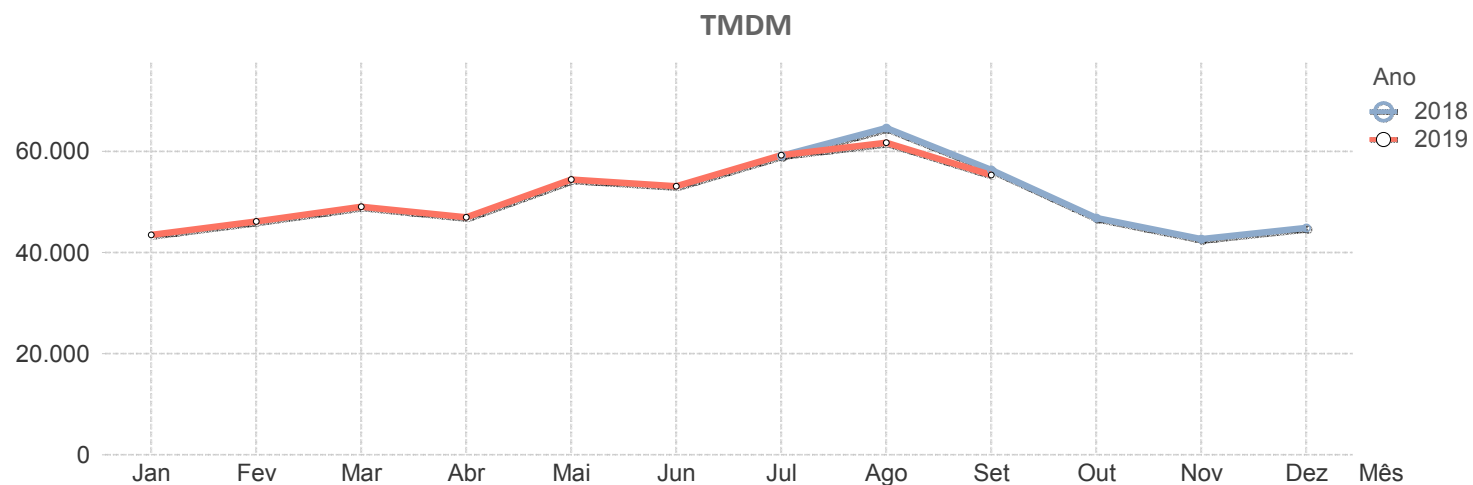
IC17																
Sublanço	2018						2019									
	Jul	Ago	Set	Out	Nov	Dez	Jan	Fev	Mar	Abr	Mai	Jun	Jul	Ago	Set	
R. Doca Pesca – Alto do Duque	21.554	19.433	21.339	20.294	19.602	19.927	17.540	18.792	21.297	22.034	24.380	23.337	23.366	22.989	24.095	
Alto do Duque – Miraflores	38.145	35.978	41.180	37.876	36.668	34.474	28.224	28.737	27.307	30.068	33.053	29.705	30.684	24.656	27.631	
Miraflores – CRIL/A5	N/D	N/D	N/D	N/D	N/D	N/D	N/D	N/D	N/D	N/D	N/D	N/D	N/D	N/D	N/D	
CRIL/A5 – Monsanto	N/D	N/D	N/D	N/D	N/D	N/D	N/D	N/D	N/D	N/D	N/D	N/D	N/D	N/D	N/D	
Monsanto – Zambujal	N/D	N/D	N/D	N/D	N/D	N/D	N/D	N/D	N/D	N/D	N/D	N/D	N/D	N/D	N/D	
Zambujal – Buraca	N/D	N/D	N/D	N/D	N/D	N/D	N/D	N/D	N/D	N/D	N/D	N/D	N/D	N/D	N/D	
Buraca – Damaia	N/D	N/D	N/D	N/D	N/D	N/D	N/D	N/D	N/D	N/D	N/D	N/D	N/D	N/D	N/D	
Damaia – Portas Benfica	N/D	N/D	N/D	N/D	N/D	N/D	N/D	N/D	N/D	N/D	N/D	N/D	N/D	N/D	N/D	
Portas Benfica – Pedralvas	N/D	N/D	N/D	N/D	N/D	N/D	N/D	N/D	N/D	N/D	N/D	N/D	N/D	N/D	N/D	
Pedralvas – Alfovelos	N/D	N/D	N/D	N/D	N/D	N/D	N/D	N/D	N/D	N/D	N/D	N/D	N/D	N/D	N/D	
Alfovelos – Pontinha	N/D	N/D	N/D	N/D	N/D	N/D	N/D	N/D	N/D	N/D	N/D	N/D	N/D	N/D	N/D	
Pontinha – Patameiras	N/D	N/D	N/D	N/D	N/D	N/D	N/D	N/D	N/D	N/D	N/D	N/D	N/D	N/D	N/D	
Patameiras – Odivelas	N/D	N/D	N/D	N/D	N/D	N/D	N/D	N/D	N/D	N/D	N/D	N/D	N/D	N/D	N/D	
Odivelas – Olival Basto	108.813	100.611	106.347	106.700	102.695	99.419	102.465	104.668	102.822	101.263	108.416	103.262	107.158	96.992	102.244	
Olival Basto – Grilo	65.226	60.139	63.512	63.839	61.815	60.197	51.258	54.588	54.051	51.796	57.990	53.927	53.713	50.737	54.174	
Grilo – IP7/CRIL	117.081	109.130	113.224	111.413	106.798	103.978	106.580	109.988	108.360	107.053	113.895	110.296	112.667	105.477	109.343	
IP7/CRIL – Limite Este IC17	115.783	109.393	112.677	108.785	105.665	91.490	85.006	88.761	90.673	88.774	87.269	88.953	93.302	89.054	89.622	
Média Ponderada	82.030	76.533	80.298	78.650	76.009	70.839	67.319	69.941	70.159	69.239	72.598	70.551	72.734	67.849	70.420	



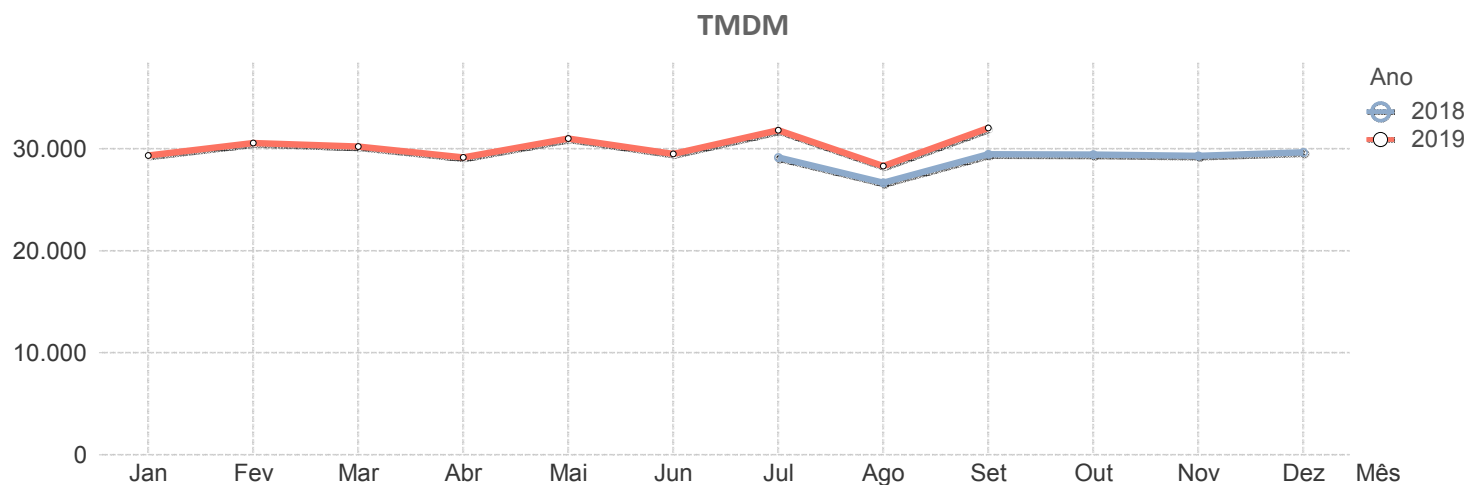
		IC19														
		2018						2019								
Sublanço	..	Jul	Ago	Set	Out	Nov	Dez	Jan	Fev	Mar	Abr	Mai	Jun	Jul	Ago	Set
Limite Este do IC19 – Estado Maior	..	144.384	130.927	140.621	138.012	138.374	137.523	138.908	139.594	136.921	128.416	136.194	132.032	135.245	126.743	131.662
Estado Maior – Damaia	..	104.480	101.012	107.469	103.701	98.754	96.779	100.558	102.394	102.014	98.038	103.637	103.446	105.675	102.252	104.368
Damaia – 4 Caminhos	..	121.628	114.501	123.586	122.207	117.753	116.034	118.405	121.356	119.843	116.306	122.098	118.758	121.267	115.682	120.919
4 Caminhos – EN117	..	115.743	109.789	118.200	115.017	110.906	109.903	115.124	119.423	116.590	93.647	99.402	99.005	98.896	96.973	97.851
EN117 – Hospital	..	127.163	119.890	129.715	127.090	122.236	121.323	123.549	126.727	125.537	120.362	127.902	124.767	126.467	122.577	126.314
Hospital – Palácio	..	106.354	101.029	107.751	106.263	102.696	100.451	151.622	153.719	152.508	147.307	151.685	146.853	152.531	141.208	151.116
Palácio – Queluz	..	149.387	142.326	149.273	146.987	141.166	140.200	143.129	148.298	145.605	140.006	148.539	146.083	148.890	142.875	147.797
Queluz – IC19/CREL	..	127.977	122.079	129.392	122.896	126.583	121.824	123.998	124.571	124.296	117.108	123.336	119.435	121.146	118.855	123.500
IC19/CREL – Tercena	..	136.323	129.468	137.502	131.485	132.013	127.499	130.614	131.218	131.061	125.391	135.427	130.041	133.555	129.080	131.509
Tercena – Consolata	..	123.994	119.062	124.966	121.297	117.464	117.152	118.725	120.239	121.003	118.331	124.335	123.648	126.017	121.695	123.731
Consolata – Aqualva	..	126.737	121.550	128.485	122.538	119.508	118.555	121.005	123.562	123.634	118.640	124.346	122.684	124.505	120.196	123.843
Aqualva – Cacém	..	116.586	111.183	118.596	114.769	110.465	109.355	111.543	113.700	113.538	110.665	117.194	114.590	118.298	112.250	114.232
Cacém – Paiões	..	120.316	117.459	124.360	113.722	112.915	113.014	112.190	117.201	117.340	112.369	119.381	110.997	113.080	108.358	110.918
Paiões – Rio de Mouro	..	112.362	113.781	117.695	113.434	107.805	107.178	106.894	108.120	109.252	105.848	115.240	112.481	112.618	108.700	116.205
Rio de Mouro – Alto do Forte	..	110.090	103.674	111.386	109.525	107.398	104.593	105.537	108.447	108.038	104.450	110.579	109.737	110.882	111.403	111.823
Alto do Forte – Mem Martins	..	88.251	85.862	89.976	88.716	85.552	83.284	84.897	87.209	86.459	83.429	89.253	87.560	89.712	84.597	87.878
Mem Martins – Ranholas	..	79.040	75.615	79.600	77.359	73.893	71.952	73.858	76.200	75.565	73.500	78.310	77.586	79.141	75.589	78.066
Média Ponderada	..	116.748	111.582	118.315	114.725	111.773	110.166	114.353	116.604	116.031	111.313	118.007	115.347	117.554	112.920	116.633



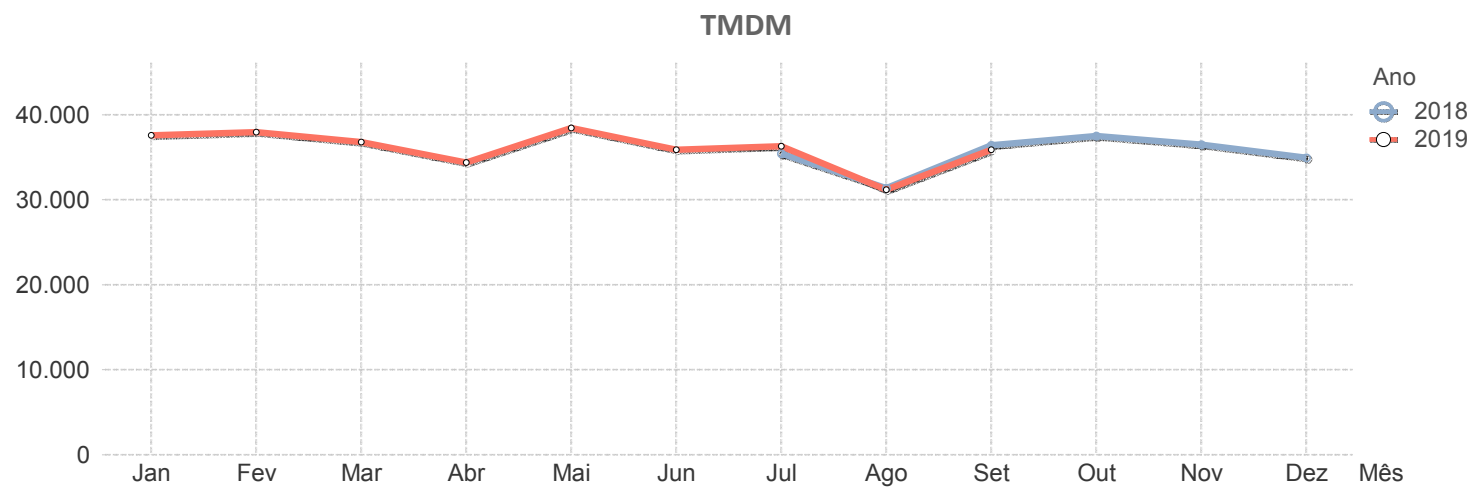
		IC20														
		2018						2019								
Sublanço	..	Jul	Ago	Set	Out	Nov	Dez	Jan	Fev	Mar	Abr	Mai	Jun	Jul	Ago	Set
Almada (A2/IC20) – Monte de Caparica	..	80.212	83.809	78.204	68.553	64.652	67.872	64.673	67.682	70.724	68.512	76.831	74.817	80.728	81.258	77.487
Monte de Caparica – Casas Velhas	..	80.349	85.602	78.255	67.268	62.198	64.244	62.509	65.986	69.253	66.366	76.510	73.722	81.469	82.503	77.651
Casas Velhas – Funchalinho	..	44.457	51.631	41.338	31.618	27.369	29.369	28.778	30.968	33.713	31.893	38.443	37.991	44.020	48.484	40.013
Funchalinho – Capuchos	..	41.411	47.938	38.040	29.215	25.255	27.099	26.689	28.828	31.661	29.794	35.841	35.367	41.083	44.918	36.830
Capuchos – Capuchos (EM10-1)	..	38.733	44.464	35.117	27.010	23.336	24.972	24.668	26.764	29.442	27.796	33.599	32.945	38.268	41.705	33.892
Capuchos (EM10-1) – Costa de Caparica	..	38.733	44.464	35.117	27.010	23.336	24.972	24.668	26.764	29.442	27.796	33.599	32.945	38.268	41.705	33.892
Média Ponderada	..	59.075	64.583	56.308	46.806	42.641	44.872	43.470	46.095	49.021	46.916	54.396	53.049	59.200	61.691	55.318



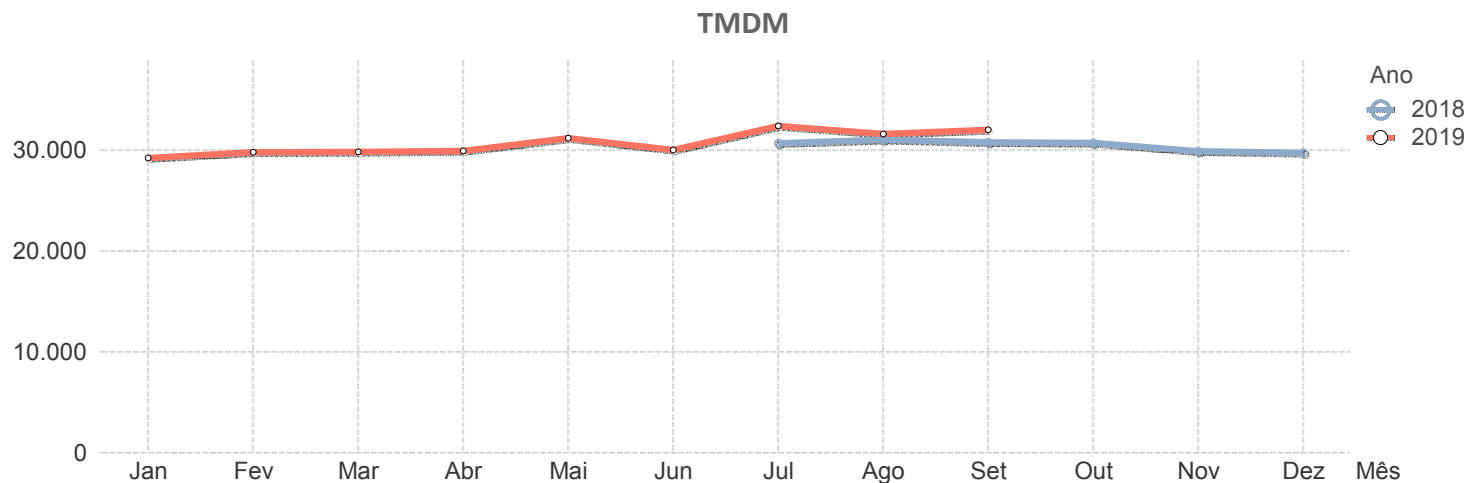
		IC21														
		2018						2019								
Sublanço	..	Jul	Ago	Set	Out	Nov	Dez	Jan	Fev	Mar	Abr	Mai	Jun	Jul	Ago	Set
Coina (A2/IC21) – Penalva	..	33.909	31.064	33.604	32.780	32.480	32.763	32.453	34.230	34.025	32.689	33.135	33.188	35.345	31.350	34.743
Penalva – Penalva (A33/IC21)	..	33.909	31.064	33.604	32.780	32.480	32.763	32.453	34.230	34.025	32.689	33.135	33.188	35.345	31.350	34.743
Penalva (A33/IC21) – Stº António Charneca	..	30.975	28.192	31.454	31.290	31.231	31.852	31.429	32.684	32.246	31.039	33.191	31.061	33.220	29.293	33.537
Stº António Charneca – Quinta da Lomba	..	29.775	27.125	30.390	30.583	30.527	31.044	30.550	31.573	31.223	30.219	32.954	30.602	33.118	29.496	33.569
Quinta da Lomba – Alto do Seixalinho	..	21.395	19.706	21.882	22.601	22.557	22.708	22.569	23.310	22.890	22.330	24.701	22.912	25.888	23.404	26.822
Alto do Seixalinho – Barreiro	..	18.106	16.815	18.517	19.780	19.986	19.414	19.460	20.333	19.860	19.147	20.856	19.265	20.286	18.140	20.854
Média Ponderada	..	29.167	26.668	29.457	29.426	29.318	29.671	29.336	30.572	30.223	29.166	30.996	29.512	31.829	28.302	32.038



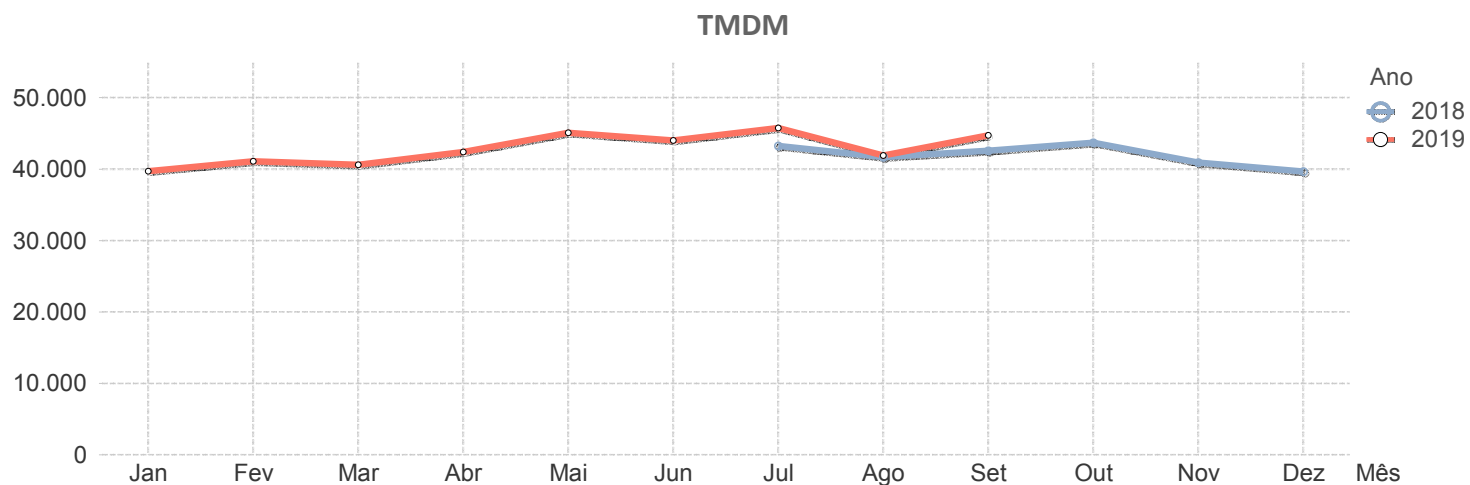
		IC22														
		2018						2019								
Sublanço	..	Jul	Ago	Set	Out	Nov	Dez	Jan	Fev	Mar	Abr	Mai	Jun	Jul	Ago	Set
Olival Basto – Ramada	..	47.265	42.244	48.387	49.023	47.671	45.780	48.730	49.842	48.589	45.000	50.150	47.402	47.942	41.740	47.180
Ramada – Montemor	..	19.616	16.848	20.402	22.122	21.534	20.476	22.696	22.075	21.044	20.176	22.820	20.490	20.805	17.095	20.791
Média Ponderada		35.415	31.360	36.393	37.494	36.469	34.935	37.573	37.942	36.784	34.361	38.437	35.868	36.312	31.178	35.870



		CSB														
		2018						2019								
Sublanço	..	Jul	Ago	Set	Out	Nov	Dez	Jan	Fev	Mar	Abr	Mai	Jun	Jul	Ago	Set
Braga Sul – Celeirós (A11)	..	20.382	22.180	20.237	19.492	18.342	18.300	18.212	18.560	18.768	19.308	20.305	19.673	21.715	22.632	21.186
Celeirós (A11) – EN14	..	32.099	34.714	31.518	31.229	30.092	30.074	29.625	30.080	30.356	30.988	32.562	31.097	34.030	35.697	33.268
EN14 – EN309	..	34.014	32.737	34.295	34.791	34.244	34.017	33.454	34.141	33.828	33.527	34.461	33.343	36.012	33.306	35.604
EN309 – EN101	..	38.334	36.738	38.842	39.270	38.847	38.476	37.708	38.545	38.316	37.957	39.328	37.943	40.310	37.421	40.156
EN101 – Circular Sul de Braga	..	43.584	42.075	44.331	45.111	44.551	44.215	42.751	43.674	43.780	43.352	45.373	43.149	45.219	42.380	45.530
Média Ponderada	..	30.699	31.037	30.782	30.741	29.908	29.744	29.232	29.814	29.836	29.953	31.201	30.033	32.410	31.619	32.024



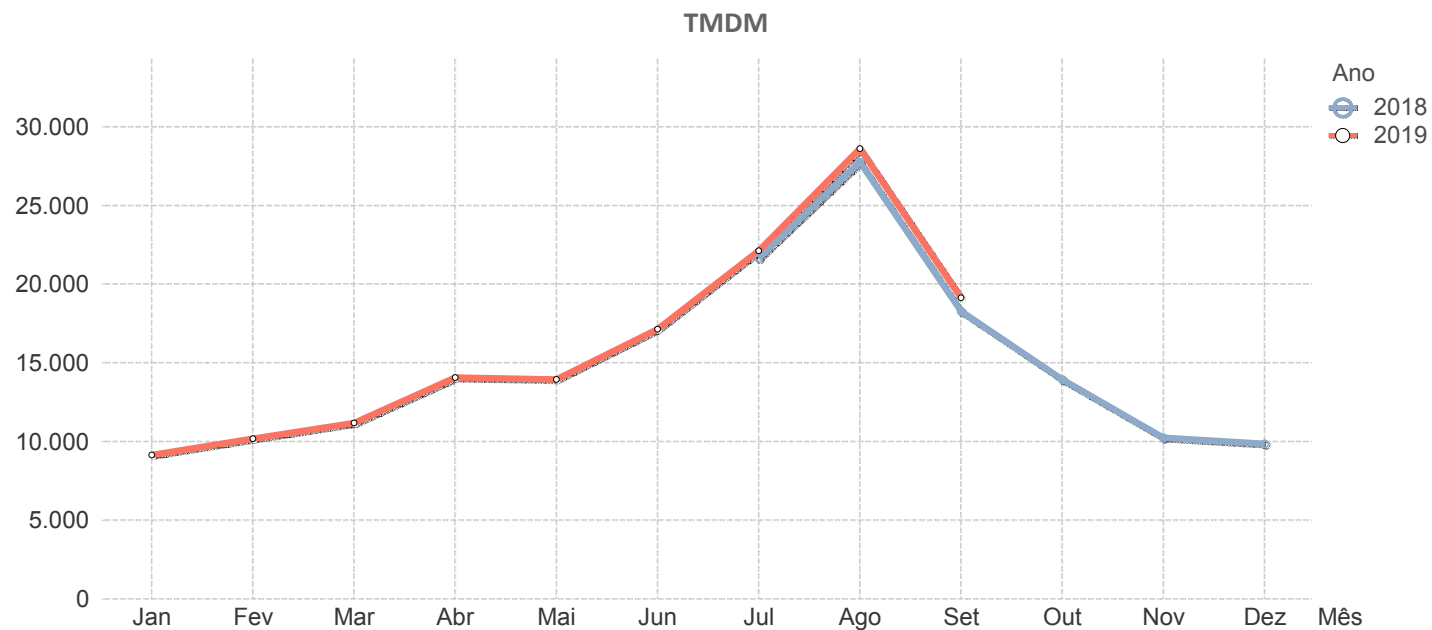
		VRI														
		2018						2019								
Sublanço	..	Jul	Ago	Set	Out	Nov	Dez	Jan	Fev	Mar	Abr	Mai	Jun	Jul	Ago	Set
Aeroporto – São Brás	..	42.845	41.572	42.774	43.992	41.187	40.000	40.322	41.828	41.026	42.298	45.449	43.302	45.991	41.820	44.304
São Brás – VILPL	..	43.627	41.799	43.340	44.353	41.222	39.603	40.066	41.371	41.029	42.677	45.437	44.793	46.610	41.346	45.385
VILPL – Custóias	..	42.415	41.477	40.684	42.126	40.150	39.796	38.698	40.219	39.476	41.807	44.155	42.268	43.667	43.249	43.368
Média Ponderada	..	43.239	41.695	42.568	43.714	40.924	39.684	39.706	41.085	40.600	42.411	45.084	43.994	45.755	41.904	44.754



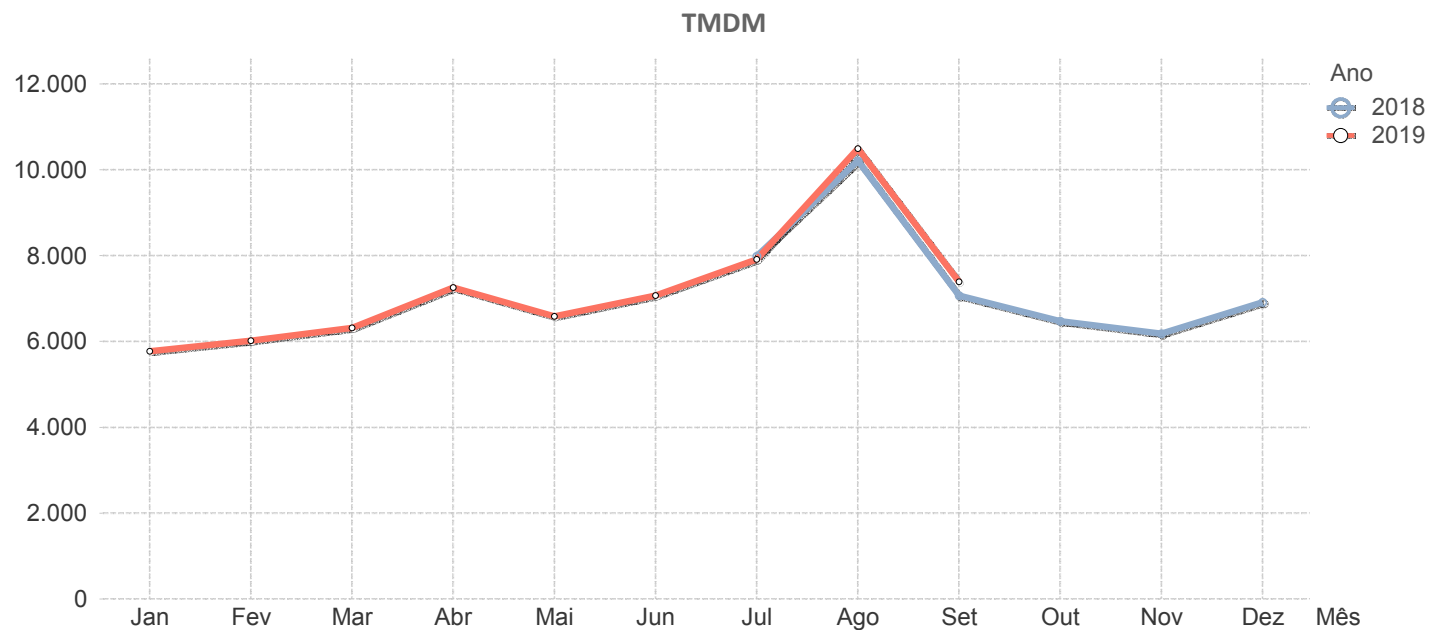
B

Tráfego Médio Diário Mensal por Concessão

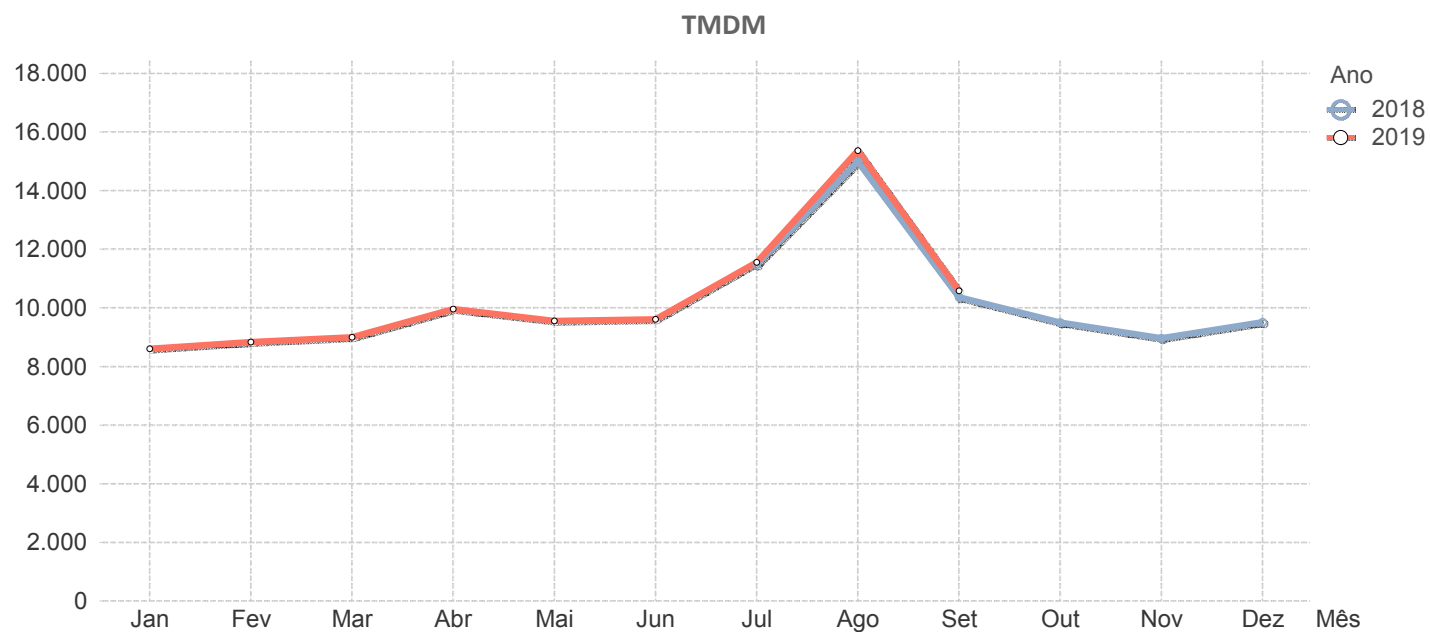
		Algarve														
		2018						2019								
Estrada	..	Jul	Ago	Set	Out	Nov	Dez	Jan	Fev	Mar	Abr	Mai	Jun	Jul	Ago	Set
A22	..	21.649	27.753	18.281	13.940	10.258	9.867	9.147	10.181	11.184	14.078	13.957	17.138	22.118	28.604	19.125
Média Ponderada		21.649	27.753	18.281	13.940	10.258	9.867	9.147	10.181	11.184	14.078	13.957	17.138	22.118	28.604	19.125



		Beira Interior														
		2018						2019								
Estrada	..	Jul	Ago	Set	Out	Nov	Dez	Jan	Fev	Mar	Abr	Mai	Jun	Jul	Ago	Set
A23	..	7.990	10.207	7.068	6.471	6.180	6.913	5.773	6.015	6.317	7.258	6.586	7.072	7.914	10.489	7.389
Média Ponderada		7.990	10.207	7.068	6.471	6.180	6.913	5.773	6.015	6.317	7.258	6.586	7.072	7.914	10.489	7.389

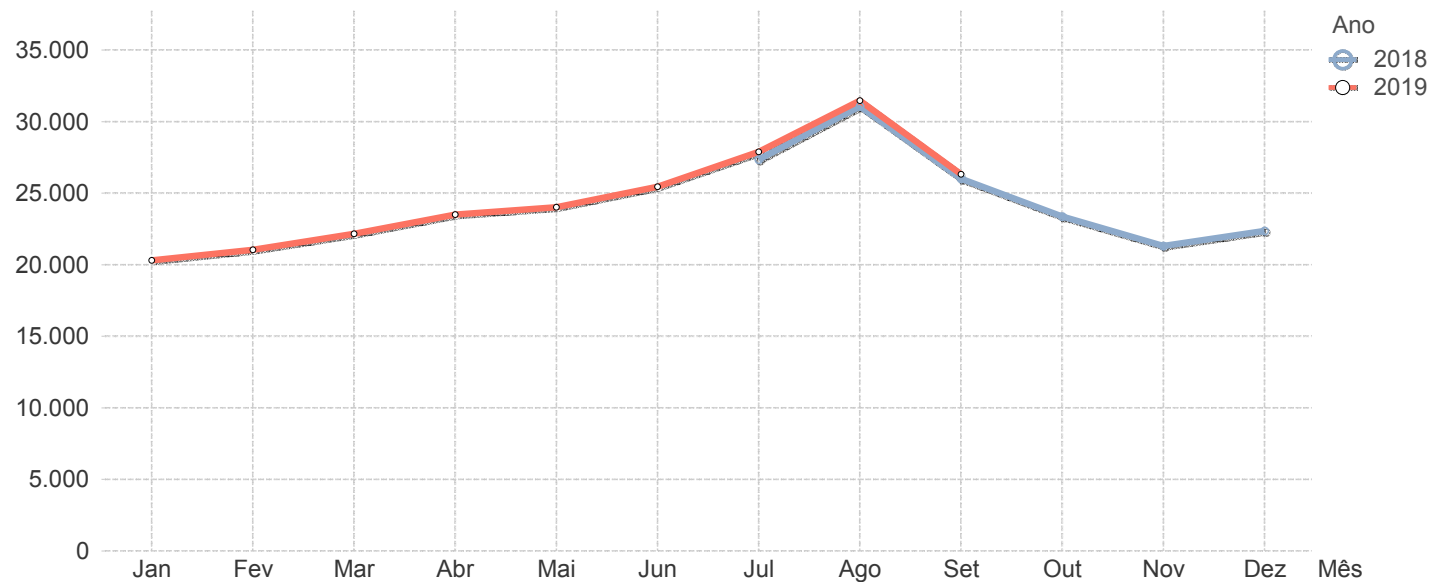


Beiras Litoral e Alta																
		2018						2019								
Estrada	..	Jul	Ago	Set	Out	Nov	Dez	Jan	Fev	Mar	Abr	Mai	Jun	Jul	Ago	Set
A25	..	11.477	14.996	10.368	9.503	8.966	9.508	8.602	8.838	9.001	9.965	9.559	9.616	11.557	15.364	10.582
Média Ponderada		11.477	14.996	10.368	9.503	8.966	9.508	8.602	8.838	9.001	9.965	9.559	9.616	11.557	15.364	10.582

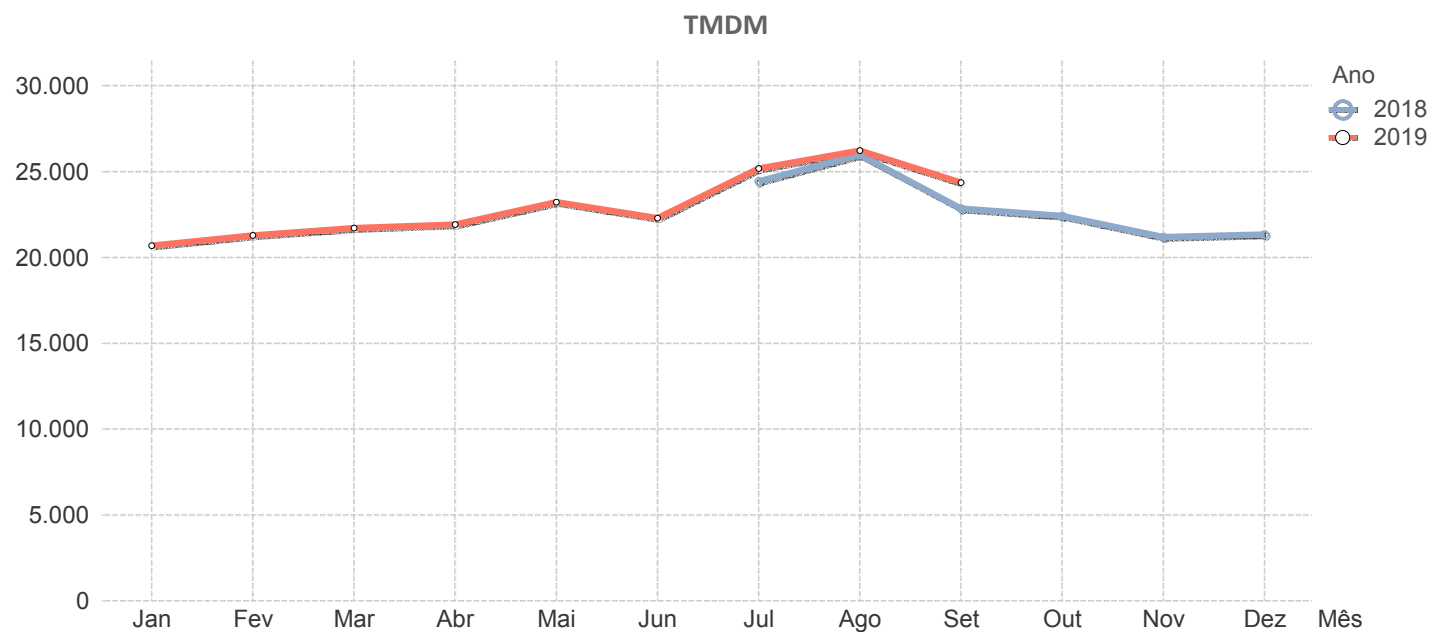


		Brisa														
		2018						2019								
Estrada	..	Jul	Ago	Set	Out	Nov	Dez	Jan	Fev	Mar	Abr	Mai	Jun	Jul	Ago	Set
A1	..	41.405	48.214	41.008	37.676	34.542	36.722	32.325	33.485	35.525	37.794	38.743	40.173	42.587	48.809	41.063
A2	..	27.559	33.167	23.306	17.444	14.577	15.570	13.982	14.685	16.094	18.286	17.713	22.878	26.968	33.879	23.569
A3	..	28.255	31.222	27.698	26.916	24.903	25.766	24.355	25.042	25.797	26.959	27.552	26.955	29.804	32.158	28.846
A4	..	37.128	40.163	36.168	34.656	33.041	34.556	31.686	32.696	33.798	34.347	35.587	35.680	38.332	40.490	36.826
A5	..	94.030	85.409	95.305	93.587	90.134	90.518	89.291	92.975	92.480	89.587	98.456	92.305	96.247	82.723	95.716
A6	..	7.140	8.203	6.555	5.969	5.443	6.079	5.046	5.209	5.700	6.668	6.171	6.622	7.330	8.692	6.851
A9	..	22.963	20.491	22.977	24.911	23.888	22.787	22.559	22.957	23.194	22.526	25.383	22.481	24.343	19.485	23.553
A10	..	8.235	8.918	7.868	7.485	7.111	7.091	6.541	6.810	7.097	7.499	7.835	8.158	8.836	9.322	8.338
A12	..	25.584	26.602	24.026	21.252	19.076	19.649	18.572	19.516	20.623	20.724	22.386	23.556	25.841	26.605	24.297
A12-1	..	7.481	6.412	7.067	7.904	7.590	6.695	7.472	7.629	7.522	7.550	8.057	7.254	7.749	6.384	7.340
A13	..	7.366	10.647	6.418	3.881	3.198	3.295	2.895	2.945	3.285	4.282	3.842	5.548	6.909	10.950	6.230
A14	..	9.948	12.216	8.714	7.639	6.878	7.305	7.053	7.282	7.614	7.352	8.180	8.315	10.249	11.333	8.868
CSB	..	30.699	31.037	30.782	30.741	29.908	29.744	29.232	29.814	29.836	29.953	31.201	30.033	32.410	31.619	32.024
Média Ponderada		27.353	31.056	26.021	23.367	21.309	22.359	20.300	21.042	22.156	23.505	24.030	25.455	27.889	31.459	26.328

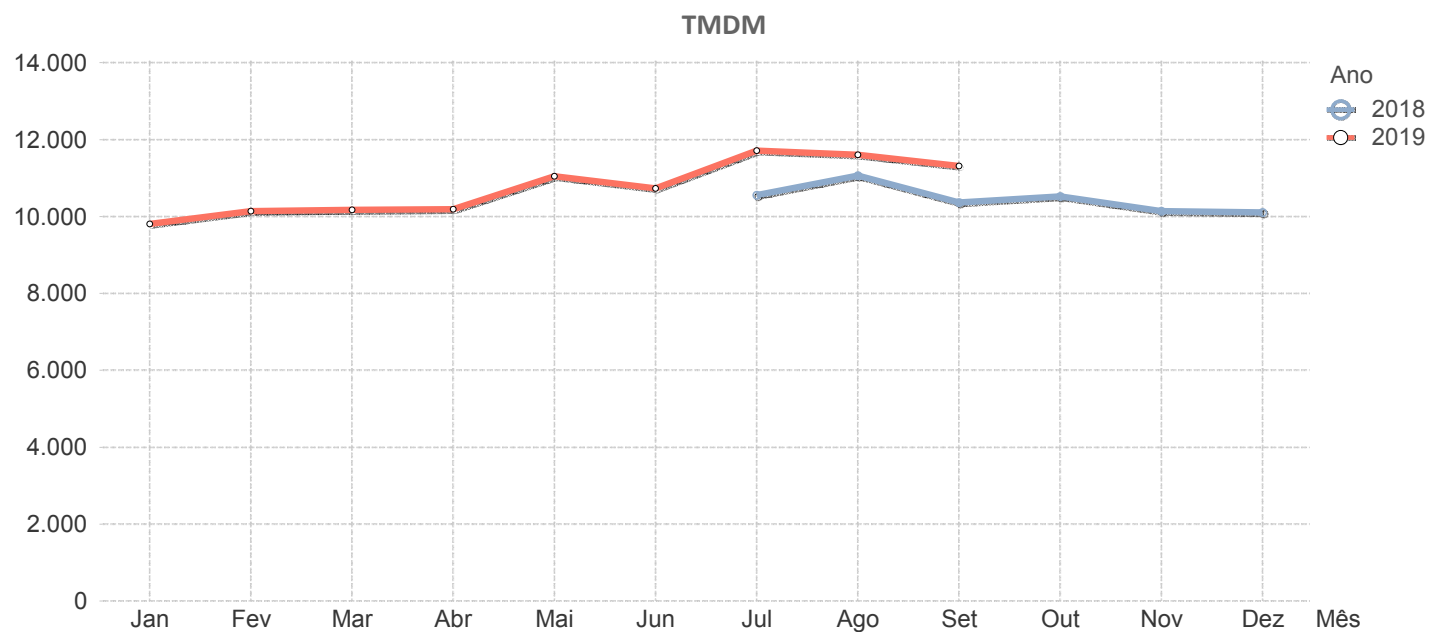
TMDM



		Costa de Prata														
		2018						2019								
Estrada	..	Jul	Ago	Set	Out	Nov	Dez	Jan	Fev	Mar	Abr	Mai	Jun	Jul	Ago	Set
A17	..	13.440	16.175	12.392	11.790	10.934	10.845	10.042	10.525	10.718	11.475	11.952	11.903	14.354	16.716	13.482
A25	..	29.802	34.704	26.215	24.920	23.139	23.963	22.613	23.239	24.469	25.030	26.874	26.495	31.121	34.445	28.395
A29	..	24.155	23.927	23.143	23.220	22.134	22.041	21.827	22.360	22.594	22.403	23.757	22.248	24.414	24.328	24.545
A44	..	68.128	66.997	67.412	66.107	63.828	64.953	62.869	65.168	65.281	65.290	68.034	66.035	71.291	65.801	69.071
Média Ponderada	..	24.426	25.985	22.853	22.422	21.196	21.347	20.681	21.284	21.722	21.926	23.230	22.294	25.174	26.218	24.361



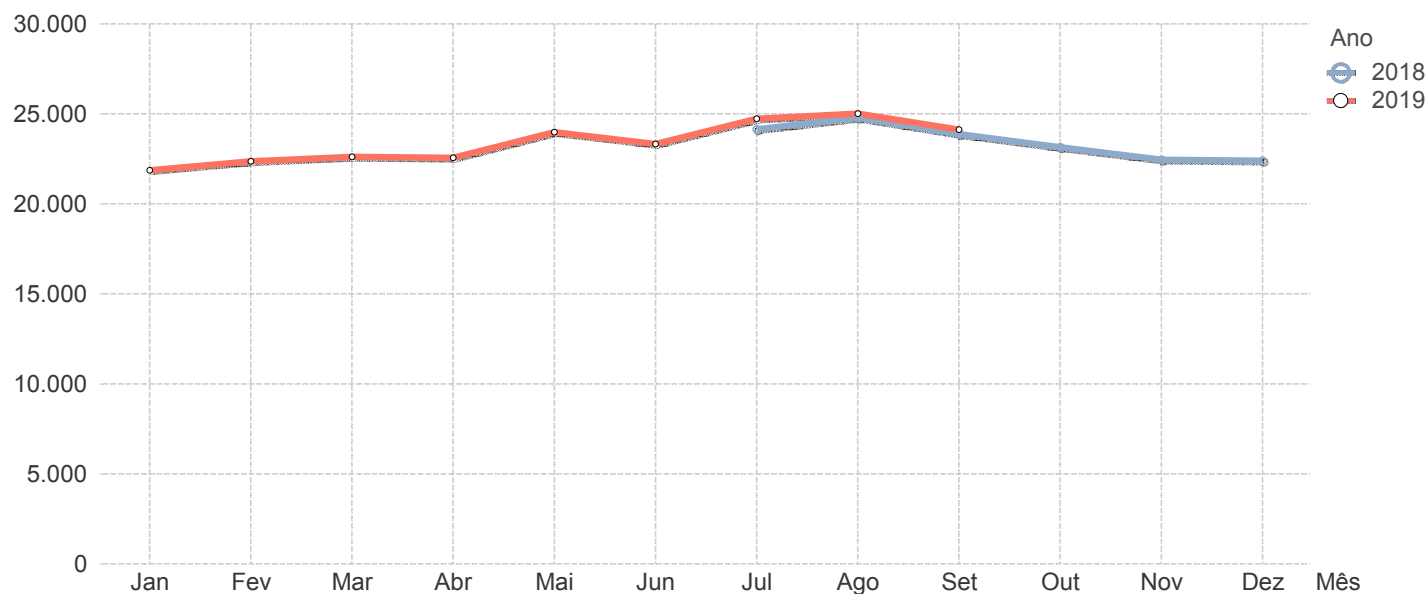
		Douro Litoral														
		2018						2019								
Estrada	..	Jul	Ago	Set	Out	Nov	Dez	Jan	Fev	Mar	Abr	Mai	Jun	Jul	Ago	Set
A32	..	9.036	8.573	8.897	9.126	8.859	8.933	8.694	8.955	8.948	8.879	9.400	9.142	9.841	8.958	9.639
A41	..	12.876	14.350	12.537	12.630	12.079	11.949	11.579	11.979	12.065	12.159	13.395	12.846	14.328	15.047	13.716
A43	..	5.848	5.682	6.092	6.346	6.245	6.215	6.034	6.303	6.313	6.262	6.701	7.201	6.989	6.156	6.861
Média Ponderada	..	10.556	11.063	10.361	10.526	10.140	10.104	9.807	10.137	10.177	10.189	11.047	10.729	11.710	11.608	11.317



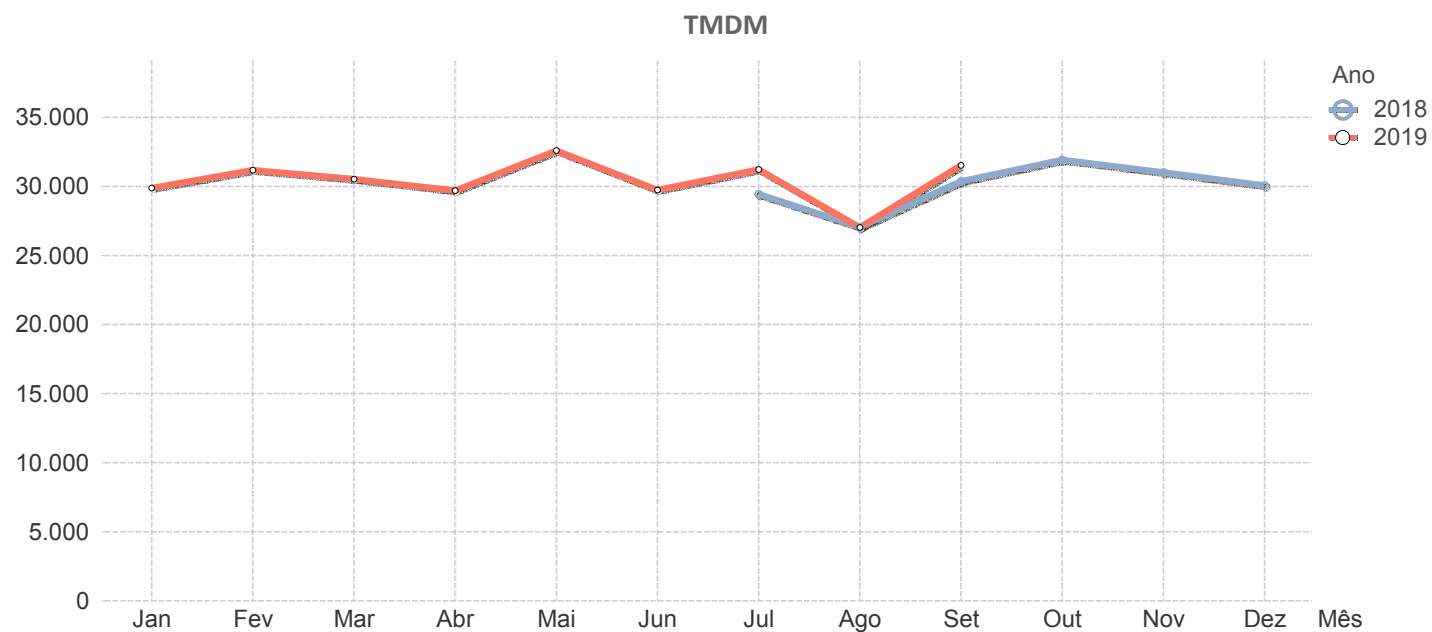
Infraestruturas de Portugal

Estrada	2018						2019								
	Jul	Ago	Set	Out	Nov	Dez	Jan	Fev	Mar	Abr	Mai	Jun	Jul	Ago	Set
A1	103.528	101.161	102.866	101.838	99.296	101.486	97.769	97.764	98.190	100.590	104.823	101.908	101.487	101.248	104.207
A3	13.144	16.524	12.046	11.153	9.167	8.260	9.441	9.659	10.676	11.043	11.272	11.337	14.274	18.567	13.279
A4	8.556	11.040	8.255	7.721	7.421	7.826	6.985	7.110	7.434	7.975	7.854	8.006	9.014	11.382	8.568
A8	5.623	7.123	5.380	5.003	4.522	4.500	4.212	4.420	4.505	4.796	5.248	5.211	6.016	7.366	6.134
A13	4.853	5.553	4.716	4.567	4.344	4.331	3.956	4.108	4.312	4.521	4.749	4.847	5.497	5.797	5.047
A13-1	3.976	4.591	3.753	3.719	3.518	3.499	3.211	3.328	3.444	3.633	3.889	3.869	4.418	4.786	4.015
A19	11.519	11.295	11.490	11.852	11.743	11.388	11.229	11.561	11.398	11.387	12.277	11.369	12.175	11.323	11.937
A20	94.689	95.673	94.413	94.613	91.859	91.432	90.682	90.661	91.537	92.697	96.596	92.691	96.081	95.162	95.603
A21	14.270	14.933	13.795	12.448	11.289	11.999	11.417	11.358	12.281	11.916	13.513	13.076	14.710	14.095	13.975
A22	13.834	18.398	10.303	7.828	6.570	7.287	6.267	6.820	7.575	9.611	9.927	11.197	15.122	19.963	11.179
A23	14.892	17.568	14.643	13.578	13.590	14.060	12.151	12.225	12.948	13.506	14.851	15.119	16.411	19.111	16.253
A24	4.583	6.512	4.495	3.995	3.582	3.910	3.537	3.580	3.614	4.541	4.425	4.531	5.135	7.145	5.071
A28	136.683	131.509	135.275	134.921	133.552	134.013	132.911	133.323	133.747	132.892	138.736	135.861	140.102	136.013	137.840
A33	29.113	28.751	29.143	27.875	27.441	27.557	26.823	28.207	28.669	27.106	30.551	28.668	31.171	28.880	30.505
A43	34.957	32.903	35.967	37.291	35.879	36.060	35.565	36.060	35.569	35.786	37.973	35.930	36.851	33.696	34.901
A44	62.378	57.367	60.790	63.119	62.307	63.939	61.123	61.112	61.126	60.772	66.419	62.653	65.696	58.943	64.545
IP7	81.909	76.803	81.932	78.414	75.801	73.539	74.359	78.198	75.875	75.602	82.777	78.978	80.461	75.111	79.943
IC2	37.653	31.367	34.811	37.207	36.729	33.481	36.577	37.672	36.885	34.195	37.098	34.435	37.832	34.361	33.003
IC16	39.686	34.217	40.643	41.978	40.979	34.035	33.967	36.366	34.607	37.241	40.068	37.177	37.484	33.243	37.866
IC17	82.030	76.533	80.298	78.650	76.009	70.839	67.319	69.941	70.159	69.239	72.598	70.551	72.734	67.849	70.420
IC19	116.748	111.582	118.315	114.725	111.773	110.166	114.353	116.604	116.031	111.313	118.007	115.347	117.554	112.920	116.633
IC20	59.075	64.583	56.308	46.806	42.641	44.872	43.470	46.095	49.021	46.916	54.396	53.049	59.200	61.691	55.318
IC21	29.167	26.668	29.457	29.426	29.318	29.671	29.336	30.572	30.223	29.166	30.996	29.512	31.829	28.302	32.038
IC22	35.415	31.360	36.393	37.494	36.469	34.935	37.573	37.942	36.784	34.361	38.437	35.868	36.312	31.178	35.870
Média Ponderada	24.143	24.782	23.888	23.153	22.459	22.410	21.865	22.375	22.619	22.570	23.989	23.332	24.730	25.013	24.137

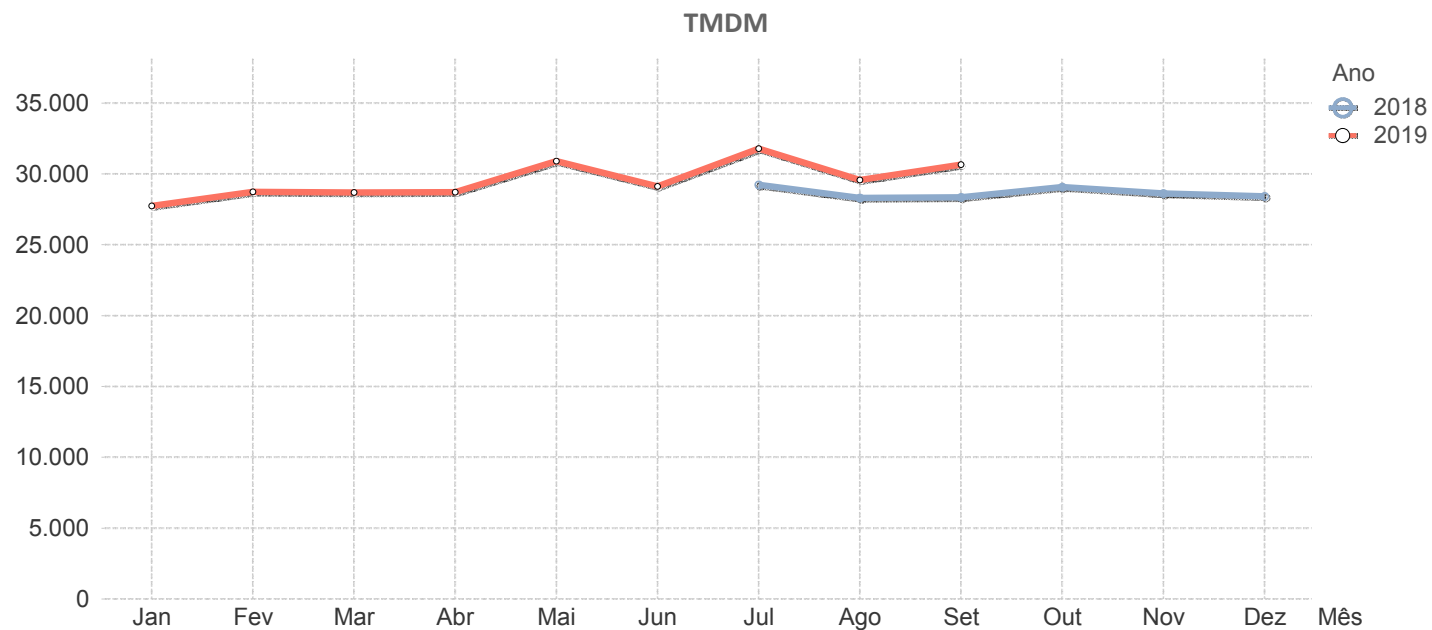
TMDM



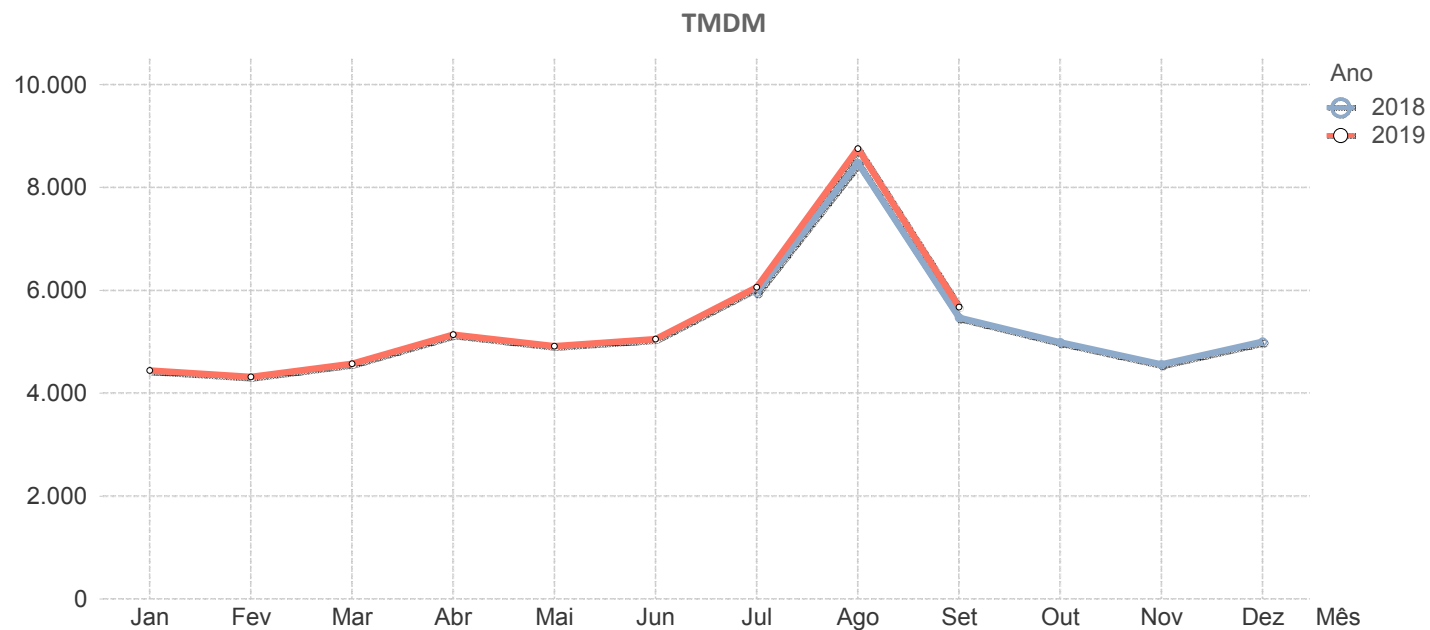
Grande Lisboa																
		2018											2019			
Estrada	..	Jul	Ago	Set	Out	Nov	Dez	Jan	Fev	Mar	Abr	Mai	Jun	Jul	Ago	Set
A16	..	29.447	27.044	30.361	31.913	31.003	30.053	29.873	31.172	30.532	29.694	32.578	29.740	31.228	27.021	31.517
Média Ponderada		29.447	27.044	30.361	31.913	31.003	30.053	29.873	31.172	30.532	29.694	32.578	29.740	31.228	27.021	31.517



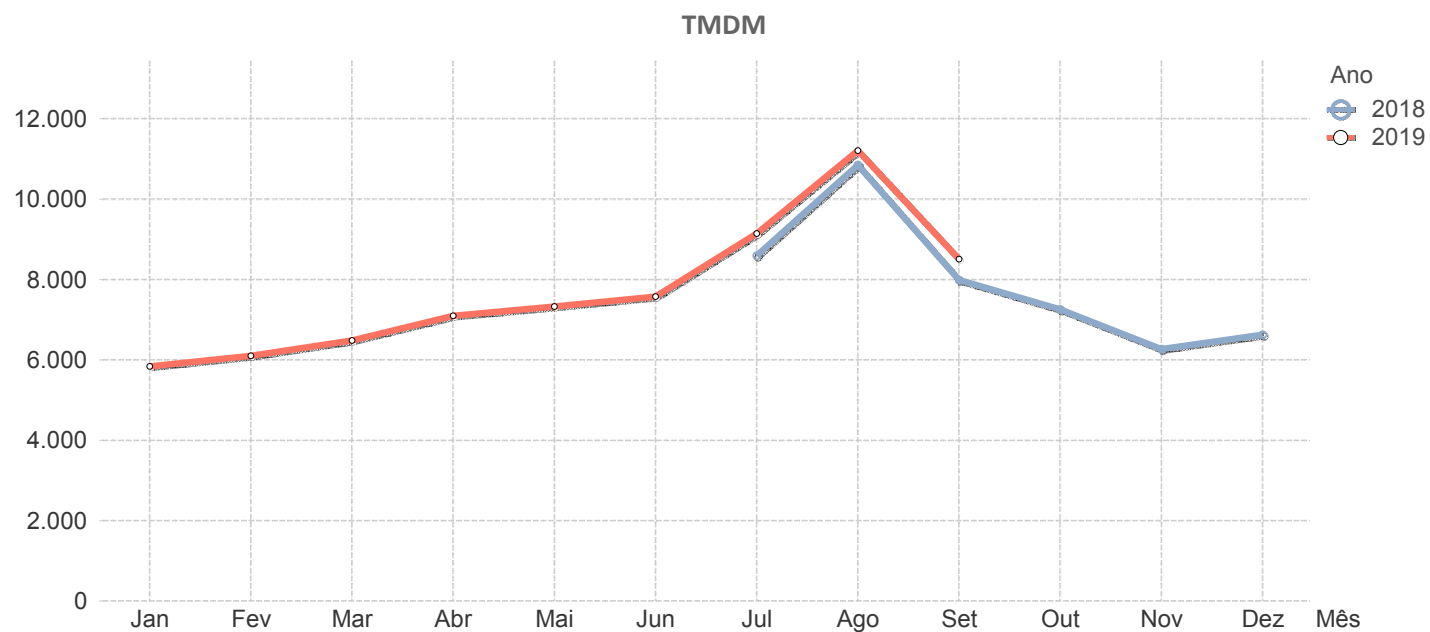
		Grande Porto														
		2018						2019								
Estrada	..	Jul	Ago	Set	Out	Nov	Dez	Jan	Fev	Mar	Abr	Mai	Jun	Jul	Ago	Set
A4	..	53.877	50.805	53.050	53.370	52.614	52.763	50.930	53.034	52.462	53.249	58.750	54.655	58.527	53.780	57.235
A41	..	30.203	29.814	29.093	30.174	29.937	29.750	29.107	29.891	30.108	29.616	31.620	29.784	33.063	30.941	31.792
A42	..	15.024	14.480	14.346	14.752	14.510	14.316	14.007	14.696	14.640	14.670	15.527	14.735	16.248	15.315	15.387
VRI	..	43.239	41.695	42.568	43.714	40.924	39.684	39.706	41.085	40.600	42.411	45.084	43.994	45.755	41.904	44.754
Média Ponderada	..	29.236	28.298	28.350	29.069	28.612	28.421	27.741	28.735	28.690	28.713	30.903	29.119	31.777	29.569	30.664



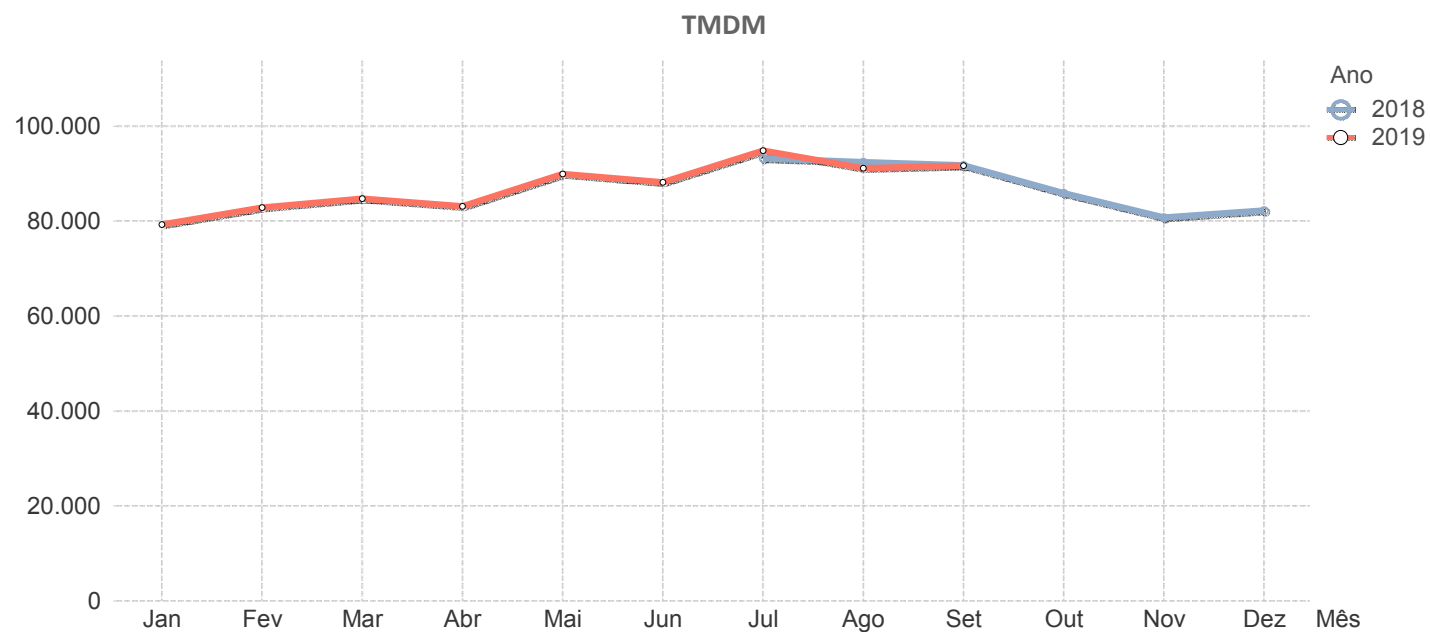
Interior Norte																
		2018						2019								
Estrada	..	Jul	Ago	Set	Out	Nov	Dez	Jan	Fev	Mar	Abr	Mai	Jun	Jul	Ago	Set
A24	..	5.959	8.472	5.473	4.988	4.558	5.000	4.442	4.316	4.575	5.139	4.917	5.053	6.062	8.753	5.674
Média Ponderada		5.959	8.472	5.473	4.988	4.558	5.000	4.442	4.316	4.575	5.139	4.917	5.053	6.062	8.753	5.674



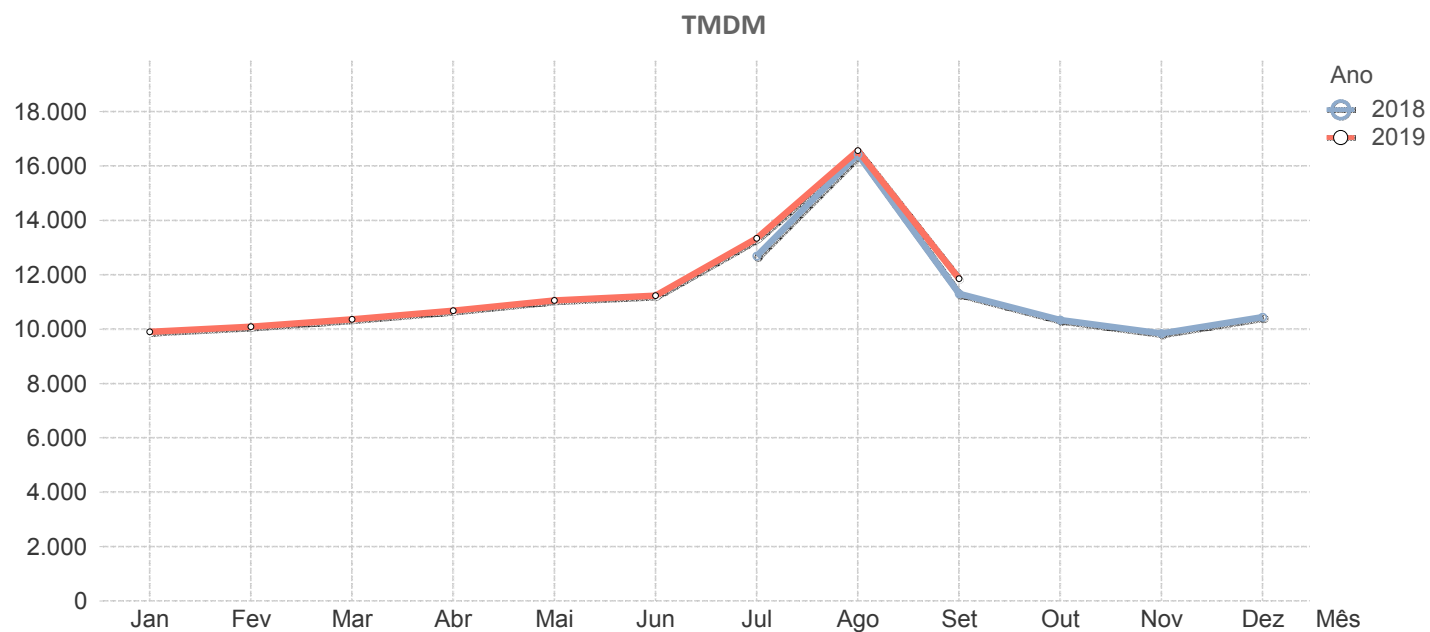
		Litoral Centro														
		2018						2019								
Estrada	..	Jul	Ago	Set	Out	Nov	Dez	Jan	Fev	Mar	Abr	Mai	Jun	Jul	Ago	Set
A17	..	8.591	10.847	7.993	7.260	6.266	6.627	5.840	6.098	6.481	7.094	7.329	7.579	9.146	11.204	8.503
Média Ponderada		8.591	10.847	7.993	7.260	6.266	6.627	5.840	6.098	6.481	7.094	7.329	7.579	9.146	11.204	8.503



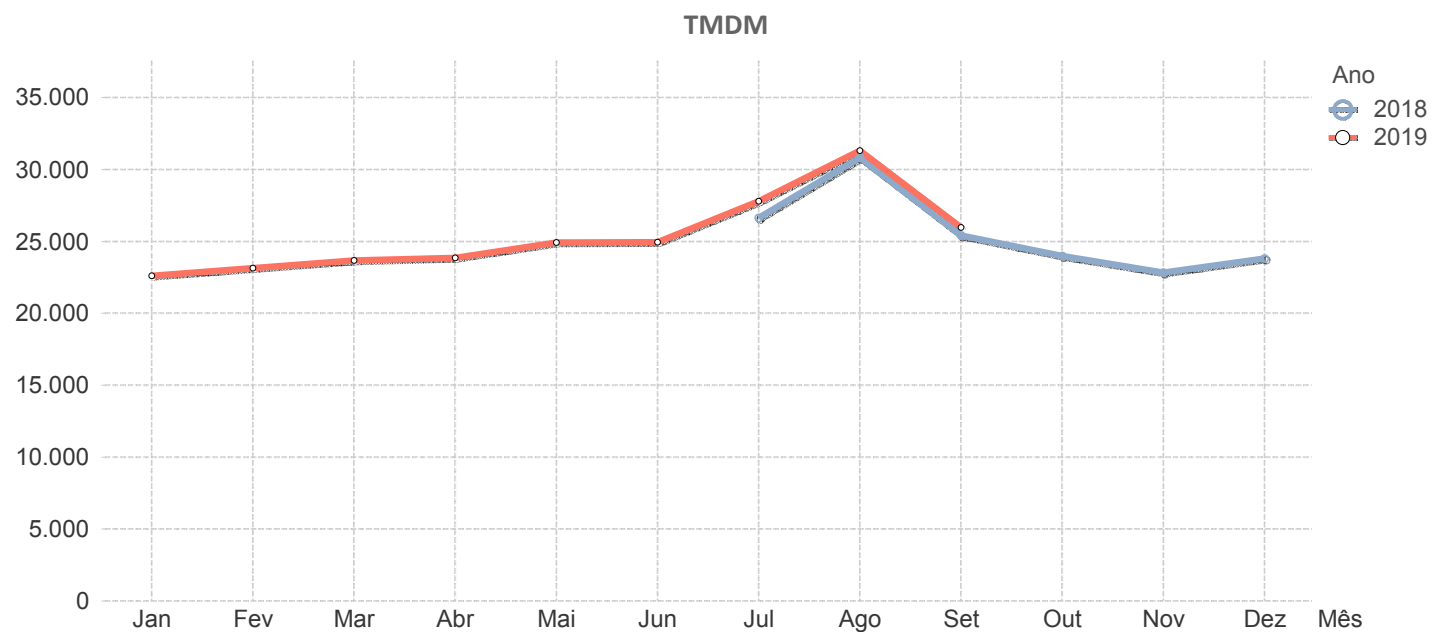
		Lusoponte														
		2018						2019								
Estrada	..	Jul	Ago	Set	Out	Nov	Dez	Jan	Fev	Mar	Abr	Mai	Jun	Jul	Ago	Set
A2	..	157.399	156.684	154.719	142.590	131.780	134.645	129.988	134.800	138.324	135.896	146.212	143.386	153.255	148.666	148.194
A12	..	71.822	70.967	70.774	66.952	63.785	64.771	62.385	65.535	66.862	65.522	71.190	69.723	75.345	71.936	72.832
Média Ponderada	..	93.216	92.396	91.760	85.862	80.784	82.240	79.286	82.851	84.728	83.116	89.946	88.139	94.823	91.119	91.673



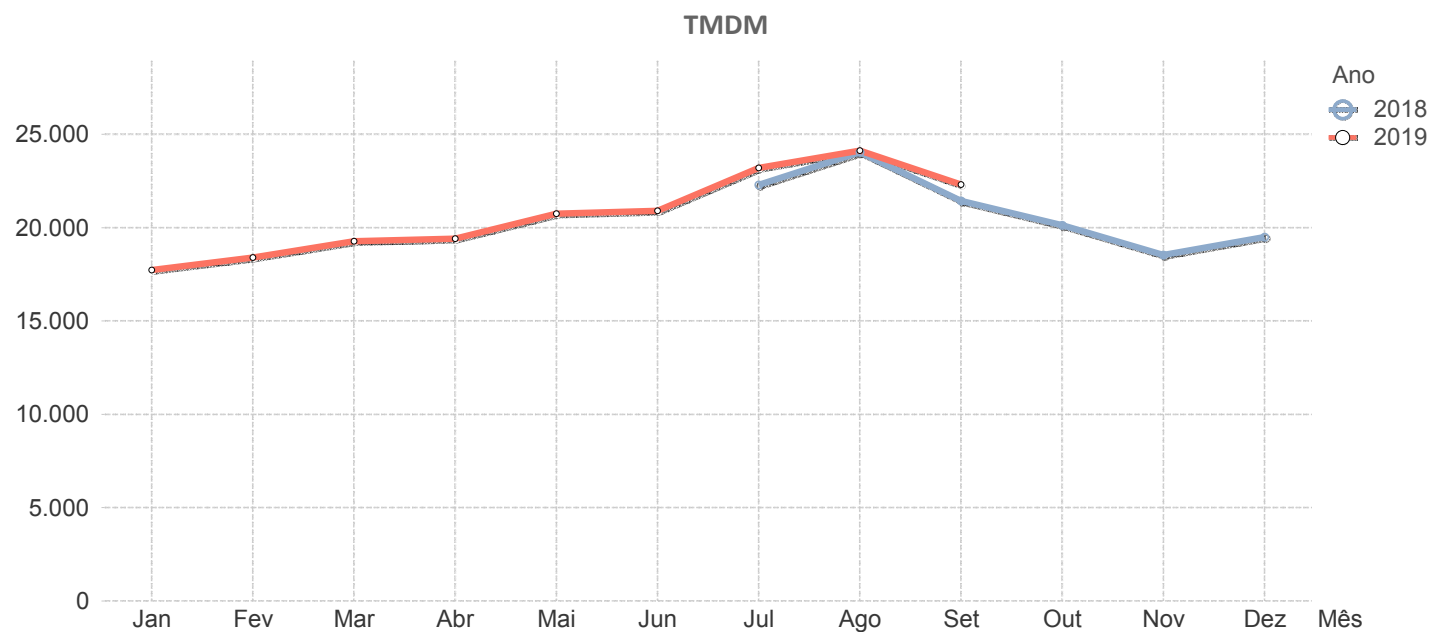
		Norte														
		2018						2019								
Estrada	..	Jul	Ago	Set	Out	Nov	Dez	Jan	Feb	Mar	Abr	Mai	Jun	Jul	Ago	Set
A7	..	11.939	16.311	10.369	9.287	8.759	9.576	8.870	8.983	9.257	9.696	9.763	10.188	12.296	16.118	10.658
A11	..	13.797	16.585	12.686	11.891	11.432	11.728	11.422	11.721	11.982	12.125	12.966	12.759	14.879	17.221	13.635
Média Ponderada	..	12.690	16.422	11.307	10.341	9.841	10.447	9.903	10.091	10.359	10.679	11.059	11.228	13.341	16.564	11.863



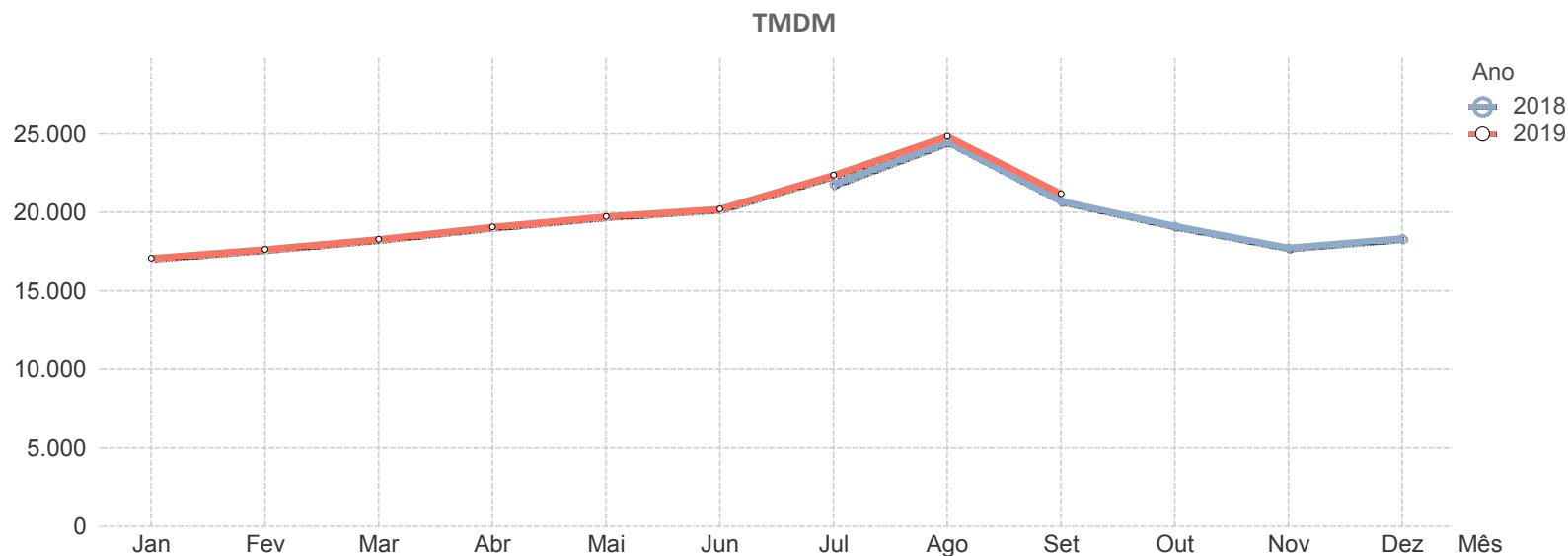
		Norte Litoral														
		2018						2019								
Estrada	..	Jul	Ago	Set	Out	Nov	Dez	Jan	Fev	Mar	Abr	Mai	Jun	Jul	Ago	Set
A27	..	11.126	14.605	10.832	9.728	9.120	9.363	9.275	9.515	9.639	9.772	10.185	10.184	11.645	14.600	11.158
A28	..	30.964	35.360	29.481	27.972	26.652	27.836	26.336	26.938	27.588	27.791	29.048	29.064	32.315	35.965	30.116
Média Ponderada		26.640	30.835	25.416	23.995	22.830	23.809	22.617	23.140	23.675	23.863	24.936	24.948	27.809	31.307	25.983



		Oeste														
		2018						2019								
Estrada	..	Jul	Ago	Set	Out	Nov	Dez	Jan	Fev	Mar	Abr	Mai	Jun	Jul	Ago	Set
A8	..	27.280	29.151	26.373	24.881	22.903	24.096	21.890	22.731	23.781	23.948	25.602	25.649	28.438	29.359	27.463
A15	..	6.173	7.561	5.477	4.799	4.409	4.650	4.314	4.429	4.705	4.761	5.103	5.566	6.284	7.201	5.648
Média Ponderada	..	22.288	24.046	21.432	20.132	18.530	19.498	17.734	18.403	19.270	19.411	20.754	20.900	23.199	24.119	22.304



Concessão	Ano Mês	2018						2019								
		Jul	Ago	Set	Out	Nov	Dez	Jan	Fev	Mar	Abr	Mai	Jun	Jul	Ago	Set
Algarve		21.649	27.753	18.281	13.940	10.258	9.867	9.147	10.181	11.184	14.078	13.957	17.138	22.118	28.604	19.125
Beira Interior		7.990	10.207	7.068	6.471	6.180	6.913	5.773	6.015	6.317	7.258	6.586	7.072	7.914	10.489	7.389
Beiras Litoral e Alta		11.477	14.996	10.368	9.503	8.966	9.508	8.602	8.838	9.001	9.965	9.559	9.616	11.557	15.364	10.582
Brisa		27.353	31.056	26.021	23.367	21.309	22.359	20.300	21.042	22.156	23.505	24.030	25.455	27.889	31.459	26.328
Costa de Prata		24.426	25.985	22.853	22.422	21.196	21.347	20.681	21.284	21.722	21.926	23.230	22.294	25.174	26.218	24.361
Douro Litoral		10.556	11.063	10.361	10.526	10.140	10.104	9.807	10.137	10.177	10.189	11.047	10.729	11.710	11.608	11.317
Grande Lisboa		29.447	27.044	30.361	31.913	31.003	30.053	29.873	31.172	30.532	29.694	32.578	29.740	31.228	27.021	31.517
Grande Porto		29.236	28.298	28.350	29.069	28.612	28.421	27.741	28.735	28.690	28.713	30.903	29.119	31.777	29.569	30.664
Infraestruturas de Po...		24.143	24.782	23.888	23.153	22.459	22.410	21.865	22.375	22.619	22.570	23.989	23.332	24.730	25.013	24.137
Interior Norte		5.959	8.472	5.473	4.988	4.558	5.000	4.442	4.316	4.575	5.139	4.917	5.053	6.062	8.753	5.674
Litoral Centro		8.591	10.847	7.993	7.260	6.266	6.627	5.840	6.098	6.481	7.094	7.329	7.579	9.146	11.204	8.503
Lusoponte		93.216	92.396	91.760	85.862	80.784	82.240	79.286	82.851	84.728	83.116	89.946	88.139	94.823	91.119	91.673
Norte		12.690	16.422	11.307	10.341	9.841	10.447	9.903	10.091	10.359	10.679	11.059	11.228	13.341	16.564	11.863
Norte Litoral		26.640	30.835	25.416	23.995	22.830	23.809	22.617	23.140	23.675	23.863	24.936	24.948	27.809	31.307	25.983
Oeste		22.288	24.046	21.432	20.132	18.530	19.498	17.734	18.403	19.270	19.411	20.754	20.900	23.199	24.119	22.304
Média Ponderada		21.798	24.505	20.726	19.128	17.755	18.344	17.077	17.649	18.291	19.069	19.729	20.229	22.384	24.850	21.195

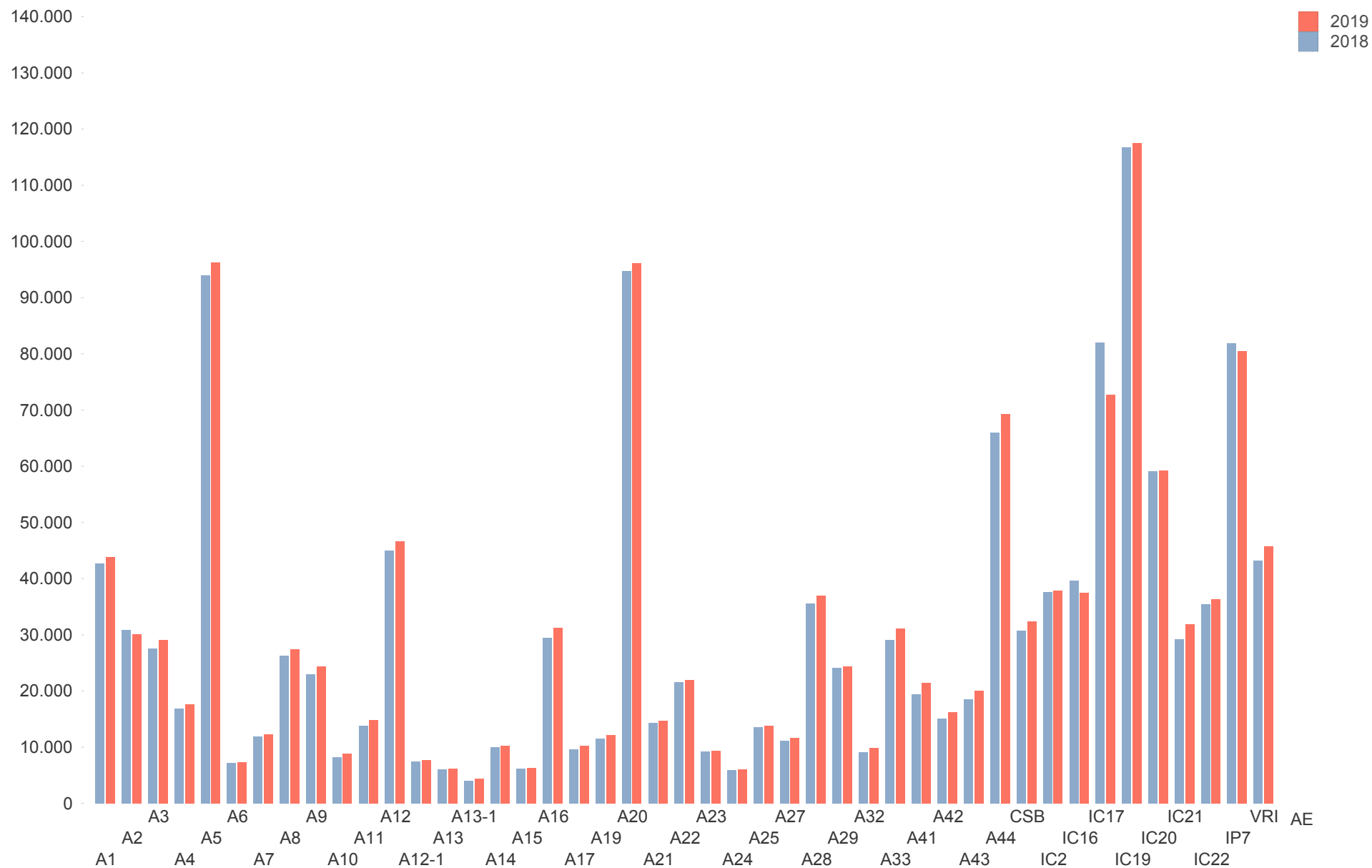


C

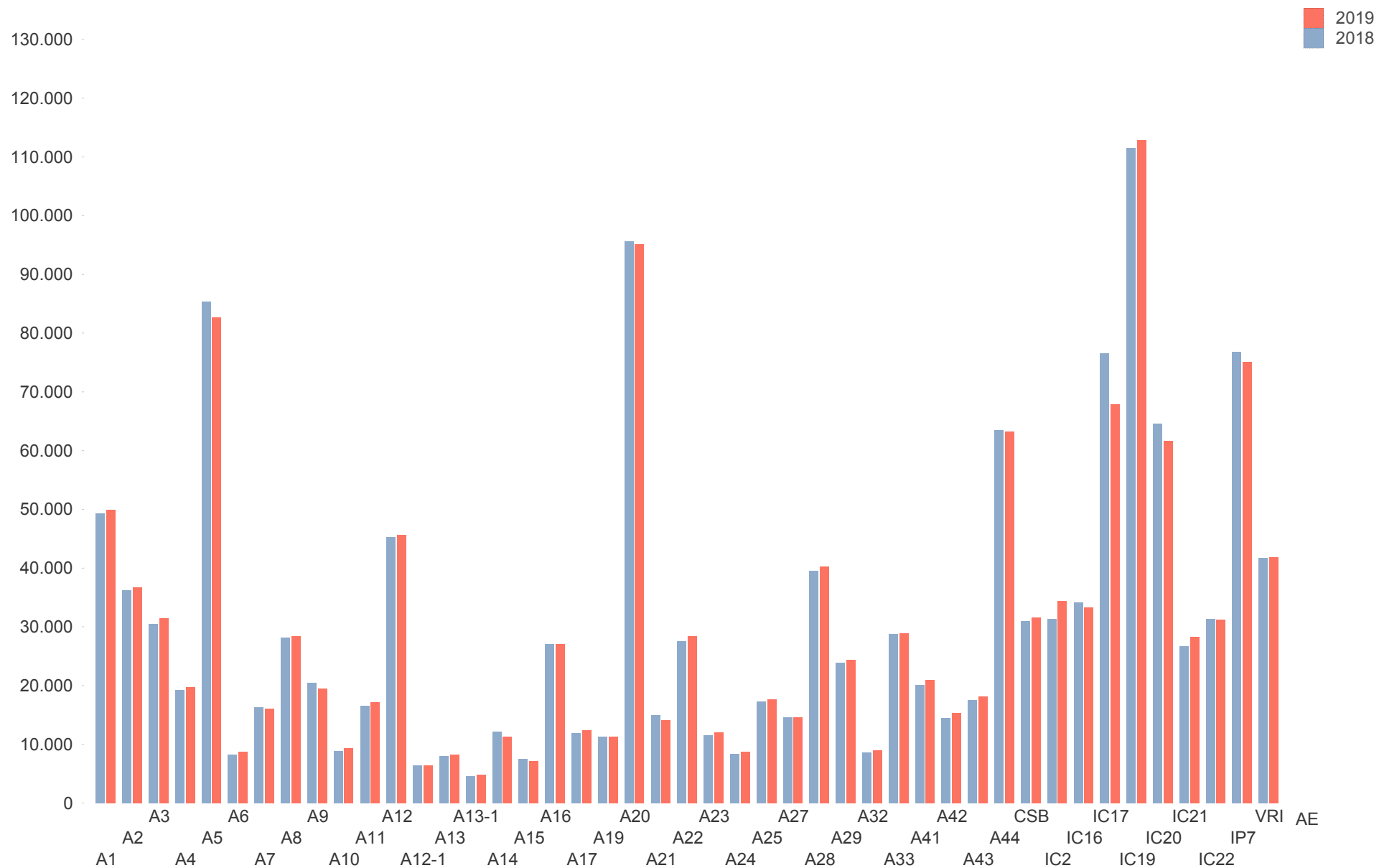
Variação do Tráfego Médio Diário por Trimestre

Estrada	Mês			Ago			Set		
	2018	2019	Var.	2018	2019	Var.	2018	2019	Var.
A1	42.743	43.856	2,6% ↑	49.355	49.939	1,2% ↑	42.341	42.424	0,2% ↑
A2	30.794	30.115	-2,2% ↓	36.245	36.739	1,4% ↑	26.580	26.674	0,4% ↑
A3	27.513	29.041	5,6% ↑	30.500	31.490	3,2% ↑	26.930	28.082	4,3% ↑
A4	16.883	17.677	4,7% ↑	19.276	19.718	2,3% ↑	16.411	16.955	3,3% ↑
A5	94.030	96.247	2,4% ↑	85.409	82.723	-3,1% ↓	95.305	95.716	0,4% ↑
A6	7.140	7.330	2,7% ↑	8.203	8.692	6,0% ↑	6.555	6.851	4,5% ↑
A7	11.939	12.296	3,0% ↑	16.311	16.118	-1,2% ↓	10.369	10.658	2,8% ↑
A8	26.323	27.447	4,3% ↑	28.178	28.387	0,7% ↑	25.446	26.520	4,2% ↑
A9	22.963	24.343	6,0% ↑	20.491	19.485	-4,9% ↓	22.977	23.553	2,5% ↑
A10	8.235	8.836	7,3% ↑	8.918	9.322	4,5% ↑	7.868	8.338	6,0% ↑
A11	13.797	14.879	7,8% ↑	16.585	17.221	3,8% ↑	12.686	13.635	7,5% ↑
A12	45.030	46.661	3,6% ↑	45.260	45.670	0,9% ↑	43.687	44.709	2,3% ↑
A12-1	7.481	7.749	3,6% ↑	6.412	6.384	-0,4% ↓	7.067	7.340	3,9% ↑
A13	6.070	6.181	1,8% ↑	8.020	8.293	3,4% ↑	5.540	5.620	1,4% ↑
A13-1	3.976	4.418	11,1% ↑	4.591	4.786	4,2% ↑	3.753	4.015	7,0% ↑
A14	9.948	10.249	3,0% ↑	12.216	11.333	-7,2% ↓	8.714	8.868	1,8% ↑
A15	6.173	6.284	1,8% ↑	7.561	7.201	-4,8% ↓	5.477	5.648	3,1% ↑
A16	29.447	31.228	6,1% ↑	27.044	27.021	-0,1% ↓	30.361	31.517	3,8% ↑
A17	9.608	10.238	6,6% ↑	11.964	12.360	3,3% ↑	8.915	9.547	7,1% ↑
A19	11.519	12.175	5,7% ↑	11.295	11.323	0,2% ↑	11.490	11.937	3,9% ↑
A20	94.689	96.081	1,5% ↑	95.673	95.162	-0,5% ↓	94.413	95.603	1,3% ↑
A21	14.270	14.710	3,1% ↑	14.933	14.095	-5,6% ↓	13.795	13.975	1,3% ↑
A22	21.519	22.001	2,2% ↑	27.597	28.461	3,1% ↑	18.149	18.993	4,7% ↑
A23	9.199	9.403	2,2% ↑	11.497	12.000	4,4% ↑	8.395	8.942	6,5% ↑
A24	5.925	6.039	1,9% ↑	8.423	8.713	3,4% ↑	5.448	5.659	3,9% ↑
A25	13.624	13.849	1,7% ↑	17.305	17.599	1,7% ↑	12.225	12.668	3,6% ↑
A27	11.126	11.645	4,7% ↑	14.605	14.600	0,0% ↑	10.832	11.158	3,0% ↑
A28	35.531	36.971	4,1% ↑	39.513	40.287	2,0% ↑	34.051	34.769	2,1% ↑
A29	24.155	24.414	1,1% ↑	23.927	24.328	1,7% ↑	23.143	24.545	6,1% ↑
A32	9.036	9.841	8,9% ↑	8.573	8.958	4,5% ↑	8.897	9.639	8,3% ↑
A33	29.113	31.171	7,1% ↑	28.751	28.880	0,4% ↑	29.143	30.505	4,7% ↑
A41	19.398	21.380	10,2% ↑	20.171	21.030	4,3% ↑	18.769	20.520	9,3% ↑
A42	15.024	16.248	8,1% ↑	14.480	15.315	5,8% ↑	14.346	15.387	7,3% ↑
A43	18.571	20.041	7,9% ↑	17.580	18.193	3,5% ↑	19.150	19.117	-0,2% ↓
A44	66.046	69.265	4,9% ↑	63.510	63.318	-0,3% ↓	65.014	67.432	3,7% ↑
CSB	30.699	32.410	5,6% ↑	31.037	31.619	1,9% ↑	30.782	32.024	4,0% ↑
VRI	43.239	45.755	5,8% ↑	41.695	41.904	0,5% ↑	42.568	44.754	5,1% ↑
IP7	81.909	80.461	-1,8% ↓	76.803	75.111	-2,2% ↓	81.932	79.943	-2,4% ↓
IC2	37.653	37.832	0,5% ↑	31.367	34.361	9,5% ↑	34.811	33.003	-5,2% ↓
IC16	39.686	37.484	-5,5% ↓	34.217	33.243	-2,8% ↓	40.643	37.866	-6,8% ↓
IC17	82.030	72.734	-11,3% ↓	76.533	67.849	-11,3% ↓	80.298	70.420	-12,3% ↓
IC19	116.748	117.554	0,7% ↑	111.582	112.920	1,2% ↑	118.315	116.633	-1,4% ↓
IC20	59.075	59.200	0,2% ↑	64.583	61.691	-4,5% ↓	56.308	55.318	-1,8% ↓
IC21	29.167	31.829	9,1% ↑	26.668	28.302	6,1% ↑	29.457	32.038	8,8% ↑
IC22	35.415	36.312	2,5% ↑	31.360	31.178	-0,6% ↓	36.393	35.870	-1,4% ↓
Média Ponderada	21.798	22.384	2,7% ↑	24.505	24.850	1,4% ↑	20.726	21.195	2,3% ↑

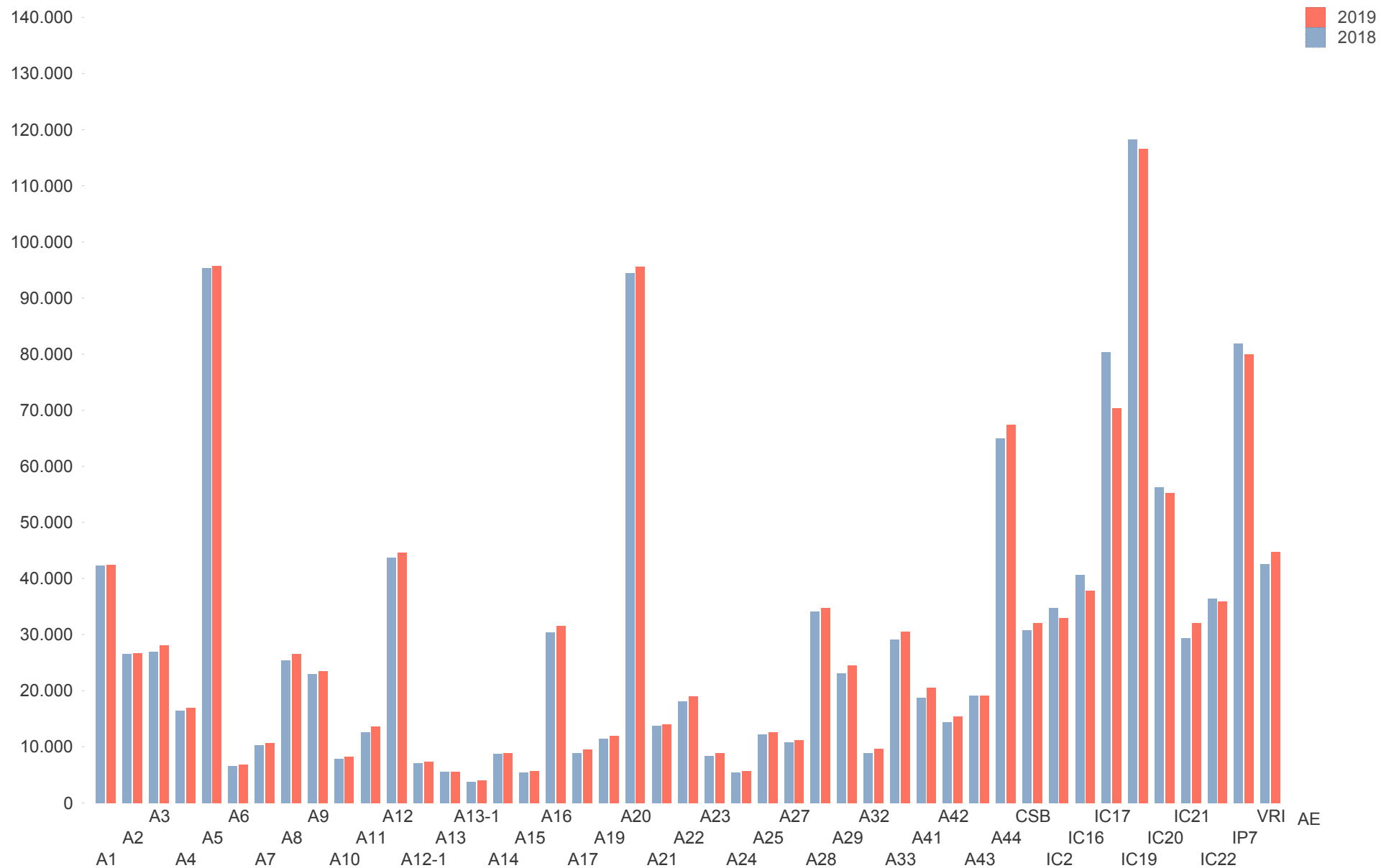
Varição do Tráfego Médio Diário por Estrada em períodos homólogos - Jul



Variação do Tráfego Médio Diário por Estrada em períodos homólogos - Ago

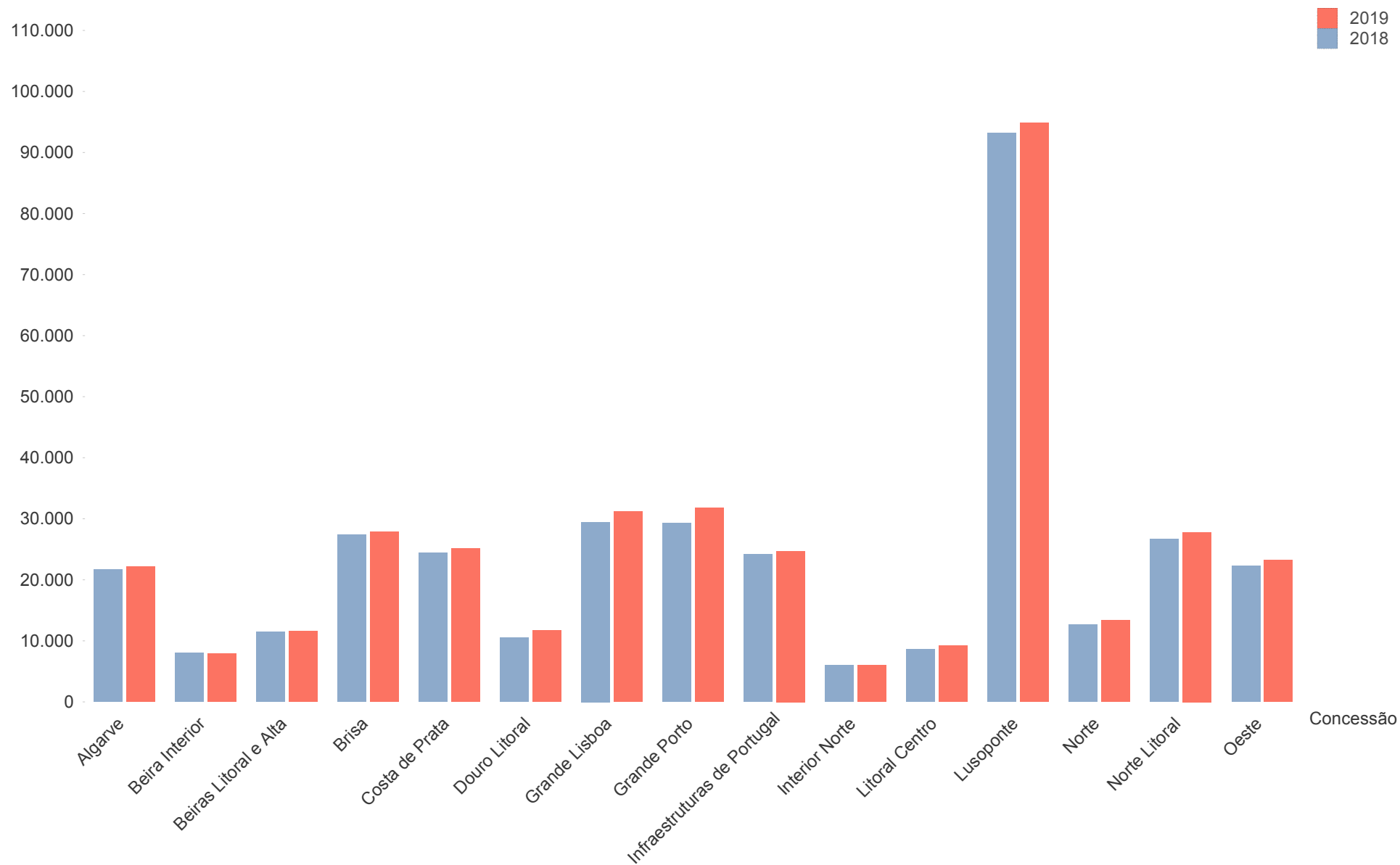


Varição do Tráfego Médio Diário por Estrada em períodos homólogos - Set

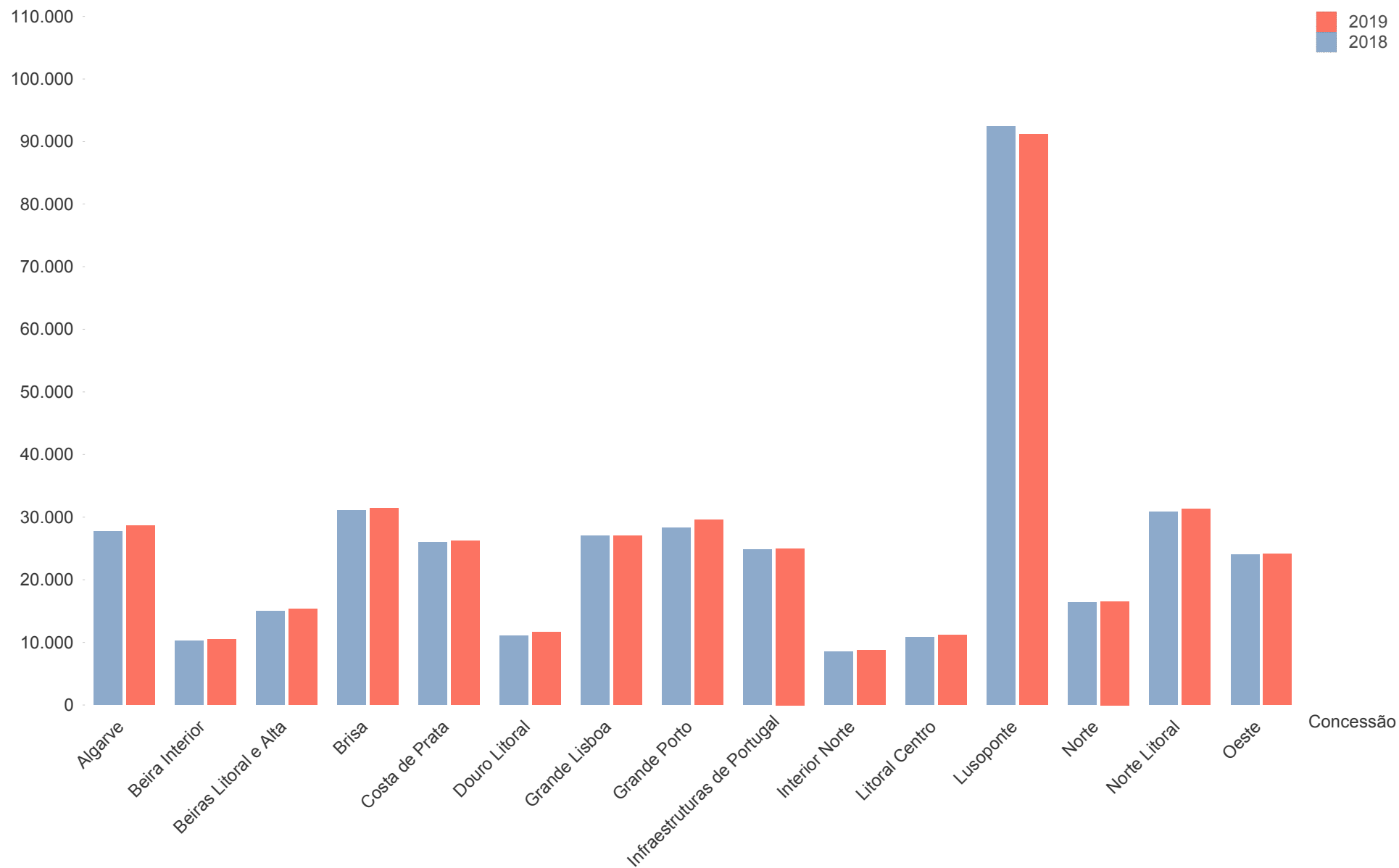


Mês	Jul				Ago				Set			
	2018	2019	Var.		2018	2019	Var.		2018	2019	Var.	
Concessão	2018	2019	Var.		2018	2019	Var.		2018	2019	Var.	
Algarve	21.649	22.118	2,2%	↑	27.753	28.604	3,1%	↑	18.281	19.125	4,6%	↑
Beira Interior	7.990	7.914	-0,9%	↓	10.207	10.489	2,8%	↑	7.068	7.389	4,5%	↑
Beiras Litoral e Alta	11.477	11.557	0,7%	↑	14.996	15.364	2,4%	↑	10.368	10.582	2,1%	↑
Brisa	27.353	27.889	2,0%	↑	31.056	31.459	1,3%	↑	26.021	26.328	1,2%	↑
Costa de Prata	24.426	25.174	3,1%	↑	25.985	26.218	0,9%	↑	22.853	24.361	6,6%	↑
Douro Litoral	10.556	11.710	10,9%	↑	11.063	11.608	4,9%	↑	10.361	11.317	9,2%	↑
Grande Lisboa	29.447	31.228	6,1%	↑	27.044	27.021	-0,1%	↓	30.361	31.517	3,8%	↑
Grande Porto	29.236	31.777	8,7%	↑	28.298	29.569	4,5%	↑	28.350	30.664	8,2%	↑
Infraestruturas de Portugal	24.143	24.730	2,4%	↑	24.782	25.013	0,9%	↑	23.888	24.137	1,0%	↑
Interior Norte	5.959	6.062	1,7%	↑	8.472	8.753	3,3%	↑	5.473	5.674	3,7%	↑
Litoral Centro	8.591	9.146	6,5%	↑	10.847	11.204	3,3%	↑	7.993	8.503	6,4%	↑
Lusoponte	93.216	94.823	1,7%	↑	92.396	91.119	-1,4%	↓	91.760	91.673	-0,1%	↓
Norte	12.690	13.341	5,1%	↑	16.422	16.564	0,9%	↑	11.307	11.863	4,9%	↑
Norte Litoral	26.640	27.809	4,4%	↑	30.835	31.307	1,5%	↑	25.416	25.983	2,2%	↑
Oeste	22.288	23.199	4,1%	↑	24.046	24.119	0,3%	↑	21.432	22.304	4,1%	↑
Média Ponderada	21.798	22.384	2,7%	↑	24.505	24.850	1,4%	↑	20.726	21.195	2,3%	↑

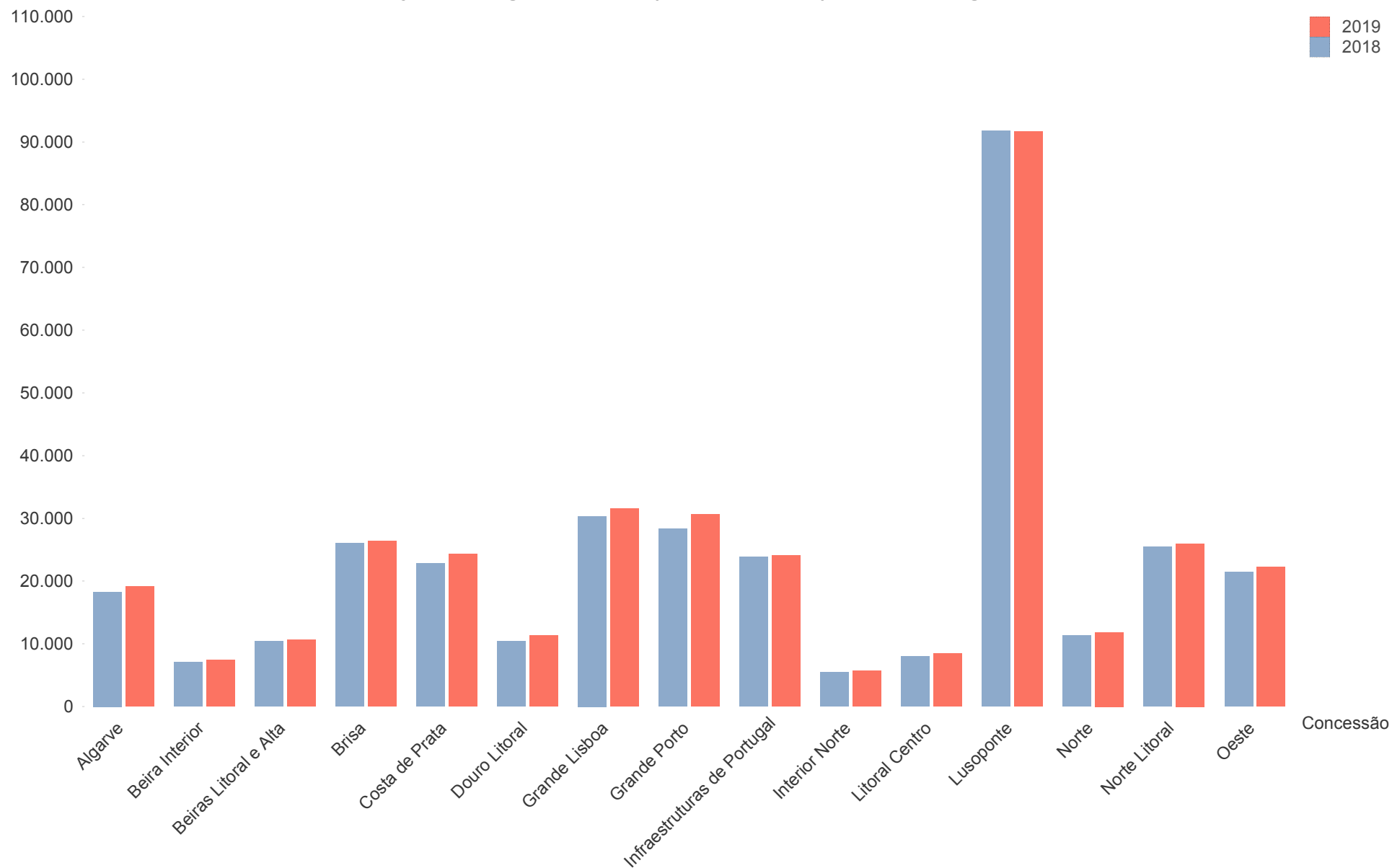
Variação do Tráfego Médio Diário por Concessão em períodos homólogos - Jul



Variação do Tráfego Médio Diário por Concessão em períodos homólogos - Ago



Variação do Tráfego Médio Diário por Concessão em períodos homólogos - Set

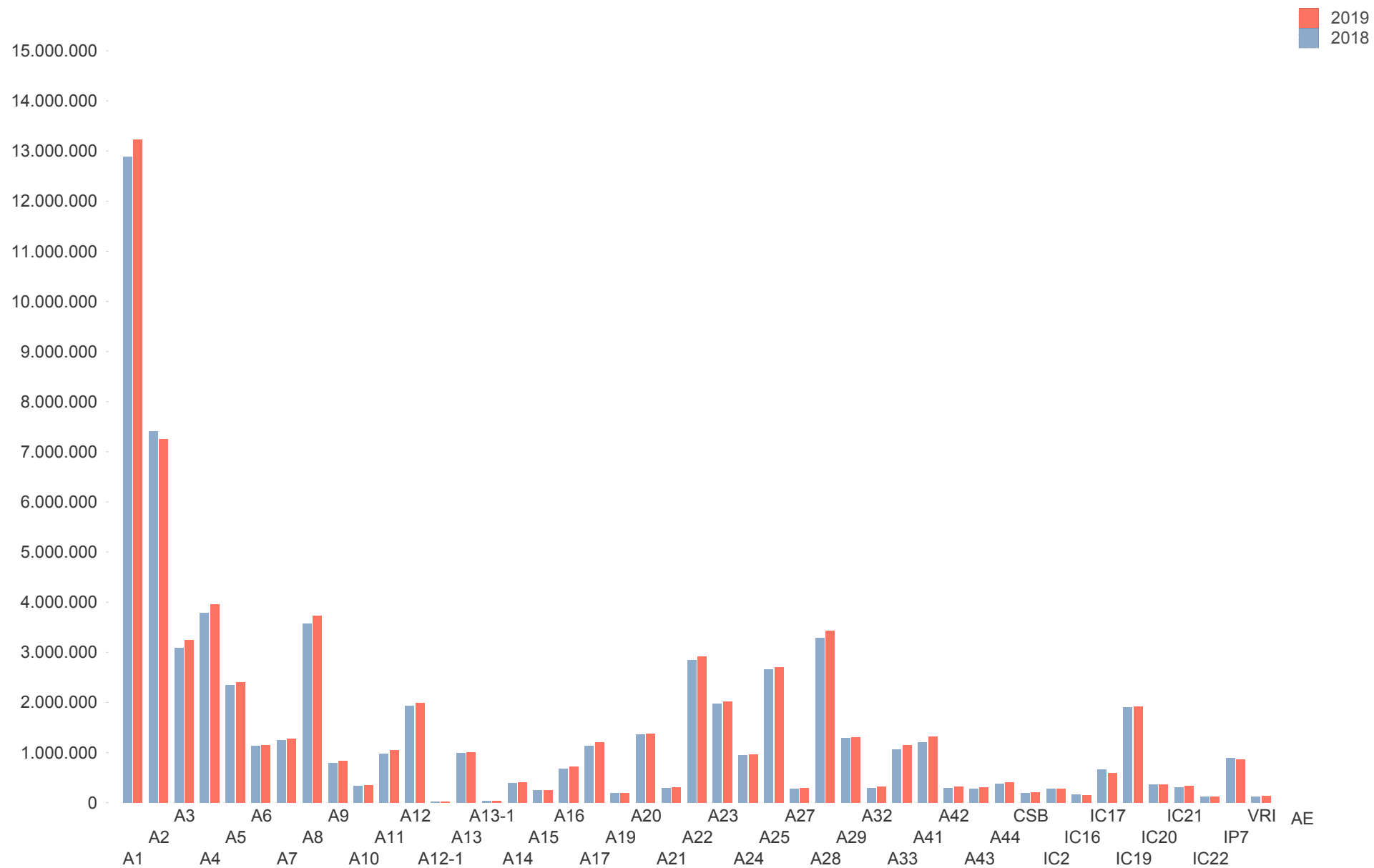


D

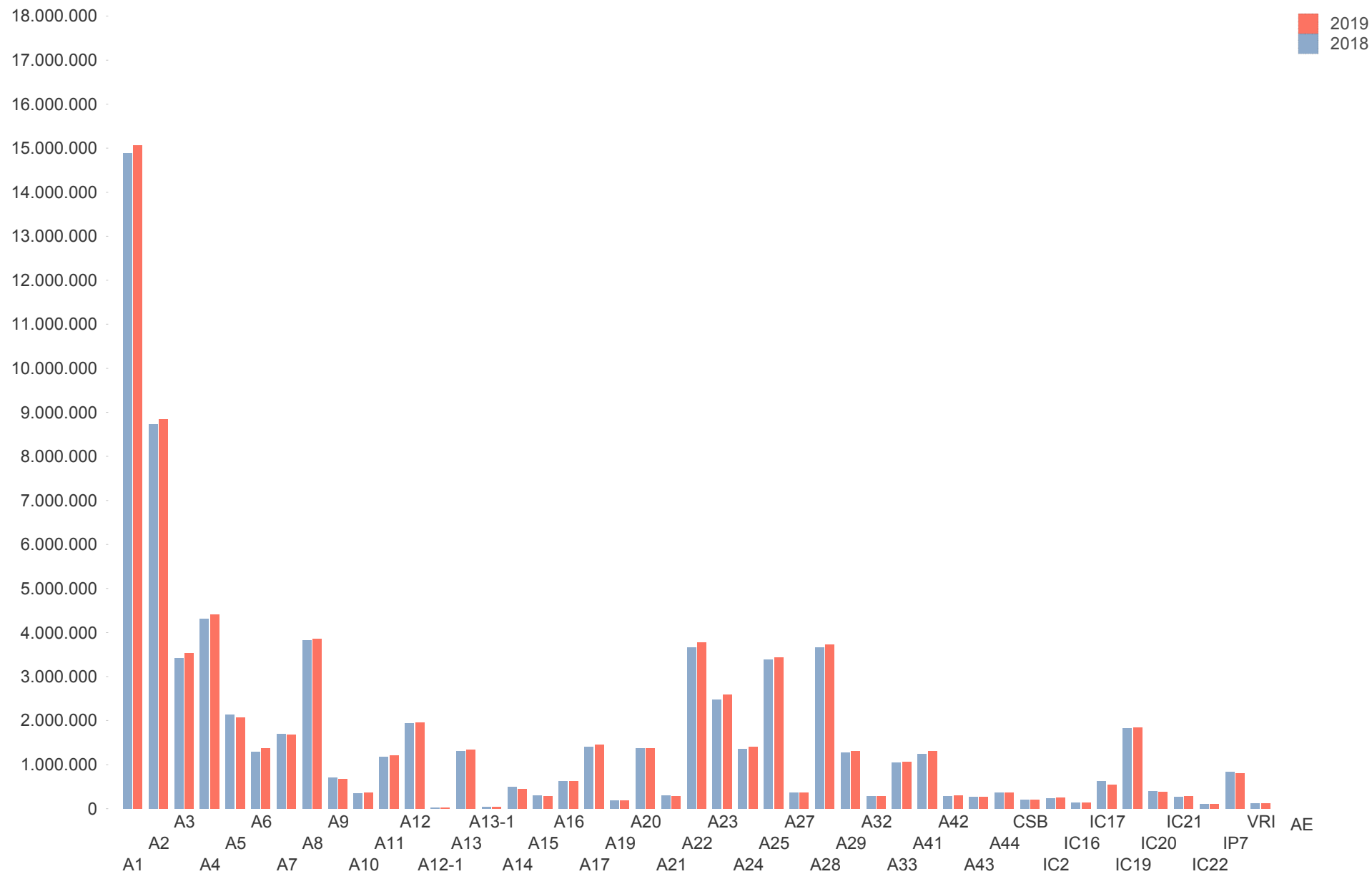
Variação da Circulação Média Diária por Trimestre

Estrada	Mês			Ago			Set		
	2018	2019	Var.	2018	2019	Var.	2018	2019	Var.
A1	12.891.420	13.226.992	2,6% ↑	14.885.412	15.061.642	1,2% ↑	12.770.079	12.795.156	0,2% ↑
A2	7.415.162	7.251.632	-2,2% ↓	8.727.812	8.846.768	1,4% ↑	6.400.486	6.423.204	0,4% ↑
A3	3.081.431	3.252.631	5,6% ↑	3.416.043	3.526.906	3,2% ↑	3.016.139	3.145.187	4,3% ↑
A4	3.780.213	3.957.935	4,7% ↑	4.315.865	4.414.811	2,3% ↑	3.674.395	3.796.282	3,3% ↑
A5	2.350.744	2.406.175	2,4% ↑	2.135.228	2.068.071	-3,1% ↓	2.382.624	2.392.909	0,4% ↑
A6	1.127.361	1.157.477	2,7% ↑	1.295.319	1.372.525	6,0% ↑	1.034.998	1.081.778	4,5% ↑
A7	1.240.439	1.277.591	3,0% ↑	1.694.706	1.674.649	-1,2% ↓	1.077.365	1.107.356	2,8% ↑
A8	3.574.626	3.727.352	4,3% ↑	3.826.591	3.854.945	0,7% ↑	3.455.517	3.601.473	4,2% ↑
A9	789.925	837.404	6,0% ↑	704.888	670.271	-4,9% ↓	790.408	810.216	2,5% ↑
A10	327.757	351.681	7,3% ↑	354.943	371.029	4,5% ↑	313.140	331.857	6,0% ↑
A11	974.038	1.050.447	7,8% ↑	1.170.902	1.215.797	3,8% ↑	895.651	962.662	7,5% ↑
A12	1.927.288	1.997.070	3,6% ↑	1.937.134	1.954.662	0,9% ↑	1.869.788	1.913.530	2,3% ↑
A12-1	24.688	25.571	3,6% ↑	21.160	21.066	-0,4% ↓	23.320	24.222	3,9% ↑
A13	986.408	1.004.419	1,8% ↑	1.303.287	1.347.549	3,4% ↑	900.299	913.222	1,4% ↑
A13-1	37.379	41.526	11,1% ↑	43.152	44.984	4,2% ↑	35.279	37.744	7,0% ↑
A14	396.923	408.936	3,0% ↑	487.399	452.191	-7,2% ↓	347.697	353.818	1,8% ↑
A15	248.153	252.618	1,8% ↑	303.971	289.471	-4,8% ↓	220.164	227.035	3,1% ↑
A16	677.274	718.252	6,1% ↑	622.009	621.476	-0,1% ↓	698.300	724.889	3,8% ↑
A17	1.127.020	1.200.957	6,6% ↑	1.403.385	1.449.871	3,3% ↑	1.045.780	1.119.893	7,1% ↑
A19	185.457	196.010	5,7% ↑	181.847	182.293	0,2% ↑	184.992	192.180	3,9% ↑
A20	1.363.516	1.383.561	1,5% ↑	1.377.694	1.370.328	-0,5% ↓	1.359.541	1.376.681	1,3% ↑
A21	295.381	304.501	3,1% ↑	309.106	291.760	-5,6% ↓	285.563	289.272	1,3% ↑
A22	2.849.175	2.912.973	2,2% ↑	3.653.859	3.768.218	3,1% ↑	2.402.903	2.514.726	4,7% ↑
A23	1.979.555	2.023.453	2,2% ↑	2.474.074	2.582.334	4,4% ↑	1.806.554	1.924.220	6,5% ↑
A24	951.566	969.850	1,9% ↑	1.352.766	1.399.304	3,4% ↑	874.993	908.810	3,9% ↑
A25	2.663.402	2.707.429	1,7% ↑	3.383.108	3.440.569	1,7% ↑	2.389.910	2.476.642	3,6% ↑
A27	274.821	287.634	4,7% ↑	360.748	360.614	0,0% ↑	267.554	275.615	3,0% ↑
A28	3.290.171	3.423.528	4,1% ↑	3.658.943	3.730.546	2,0% ↑	3.153.149	3.219.650	2,1% ↑
A29	1.292.290	1.306.172	1,1% ↑	1.280.097	1.301.551	1,7% ↑	1.238.147	1.313.164	6,1% ↑
A32	294.567	320.827	8,9% ↑	279.482	292.022	4,5% ↑	290.031	314.229	8,3% ↑
A33	1.068.450	1.143.964	7,1% ↑	1.055.178	1.059.885	0,4% ↑	1.069.534	1.119.534	4,7% ↑
A41	1.200.763	1.323.431	10,2% ↑	1.248.569	1.301.740	4,3% ↑	1.161.780	1.270.208	9,3% ↑
A42	295.973	320.091	8,1% ↑	285.251	301.713	5,8% ↑	282.610	303.120	7,3% ↑
A43	280.419	302.626	7,9% ↑	265.457	274.716	3,5% ↑	289.167	288.662	-0,2% ↓
A44	383.068	401.739	4,9% ↑	368.359	367.245	-0,3% ↓	377.084	391.106	3,7% ↑
CSB	193.402	204.183	5,6% ↑	195.532	199.203	1,9% ↑	193.926	201.750	4,0% ↑
VRI	125.392	132.691	5,8% ↑	120.914	121.521	0,5% ↑	123.448	129.787	5,1% ↑
IP7	884.612	868.980	-1,8% ↓	829.470	811.204	-2,2% ↓	884.868	863.380	-2,4% ↓
IC2	278.631	279.956	0,5% ↑	232.115	254.274	9,5% ↑	257.601	244.219	-5,2% ↓
IC16	158.743	149.936	-5,5% ↓	136.868	132.972	-2,8% ↓	162.573	151.463	-6,8% ↓
IC17	664.442	589.144	-11,3% ↓	619.920	549.578	-11,3% ↓	650.412	570.400	-12,3% ↓
IC19	1.902.992	1.916.125	0,7% ↑	1.818.779	1.840.597	1,2% ↑	1.928.537	1.901.121	-1,4% ↓
IC20	366.265	367.038	0,2% ↑	400.416	382.482	-4,5% ↓	349.111	342.970	-1,8% ↓
IC21	300.424	327.838	9,1% ↑	274.680	291.508	6,1% ↑	303.410	329.986	8,8% ↑
IC22	123.954	127.092	2,5% ↑	109.760	109.123	-0,6% ↓	127.377	125.547	-1,4% ↓
Média Ponderada	66.645.680	68.437.437	2,7% ↑	74.922.197	75.975.984	1,4% ↑	63.366.202	64.800.872	2,3% ↑

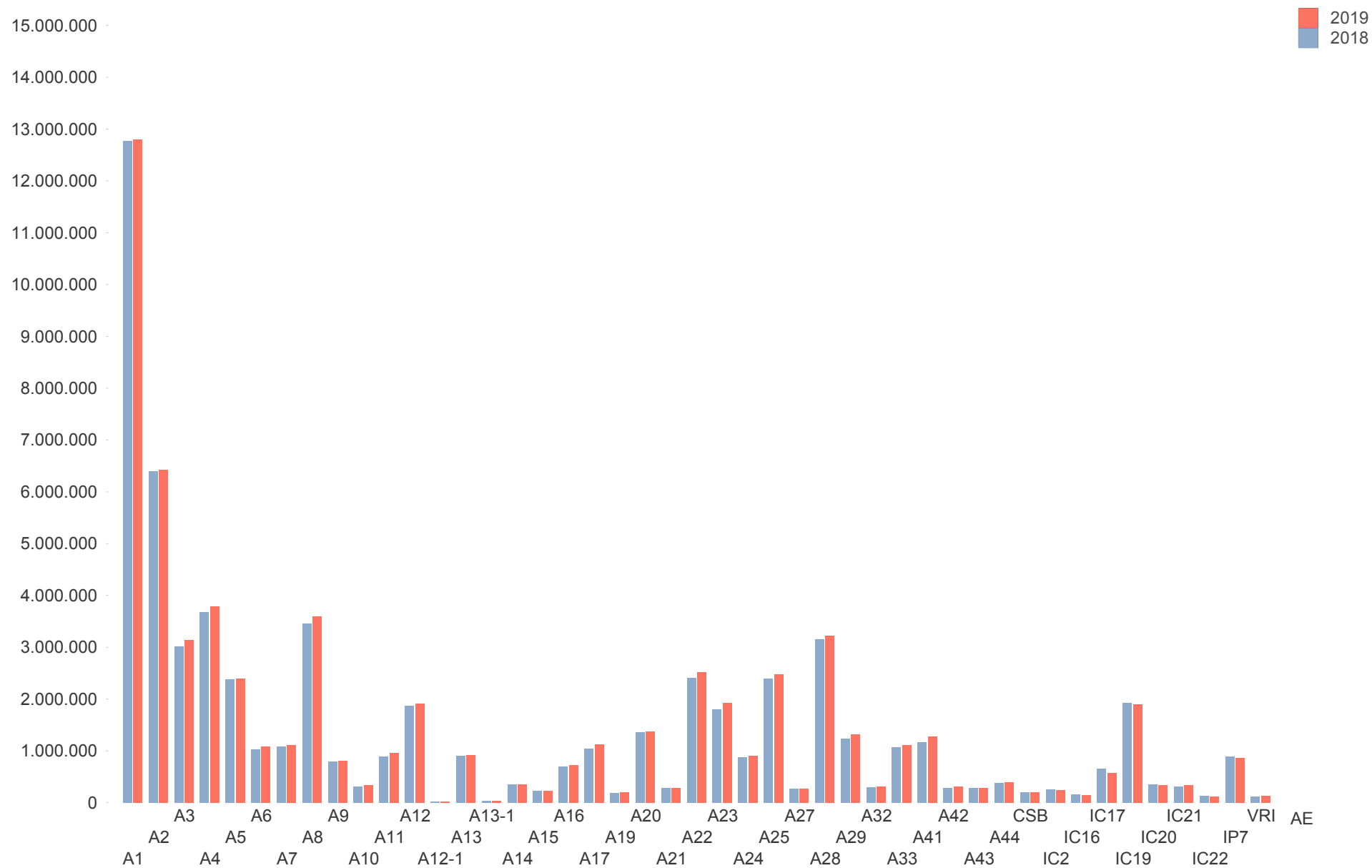
Variação da Circulação Média Diária por Estrada em períodos homólogos - Jul



Varição da Circulação Média Diária por Estrada em períodos homólogos - Ago

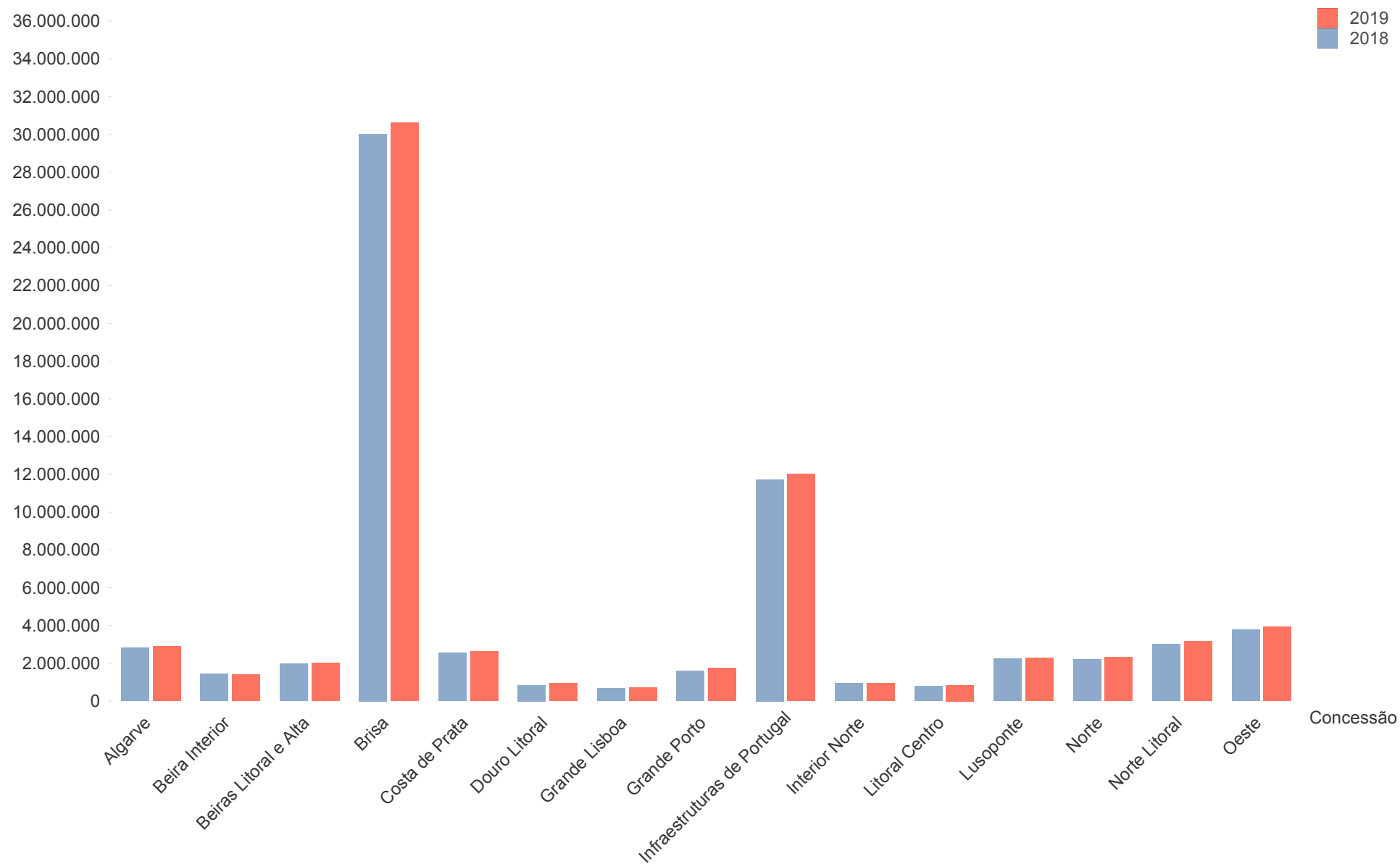


Variação da Circulação Média Diária por Estrada em períodos homólogos - Set

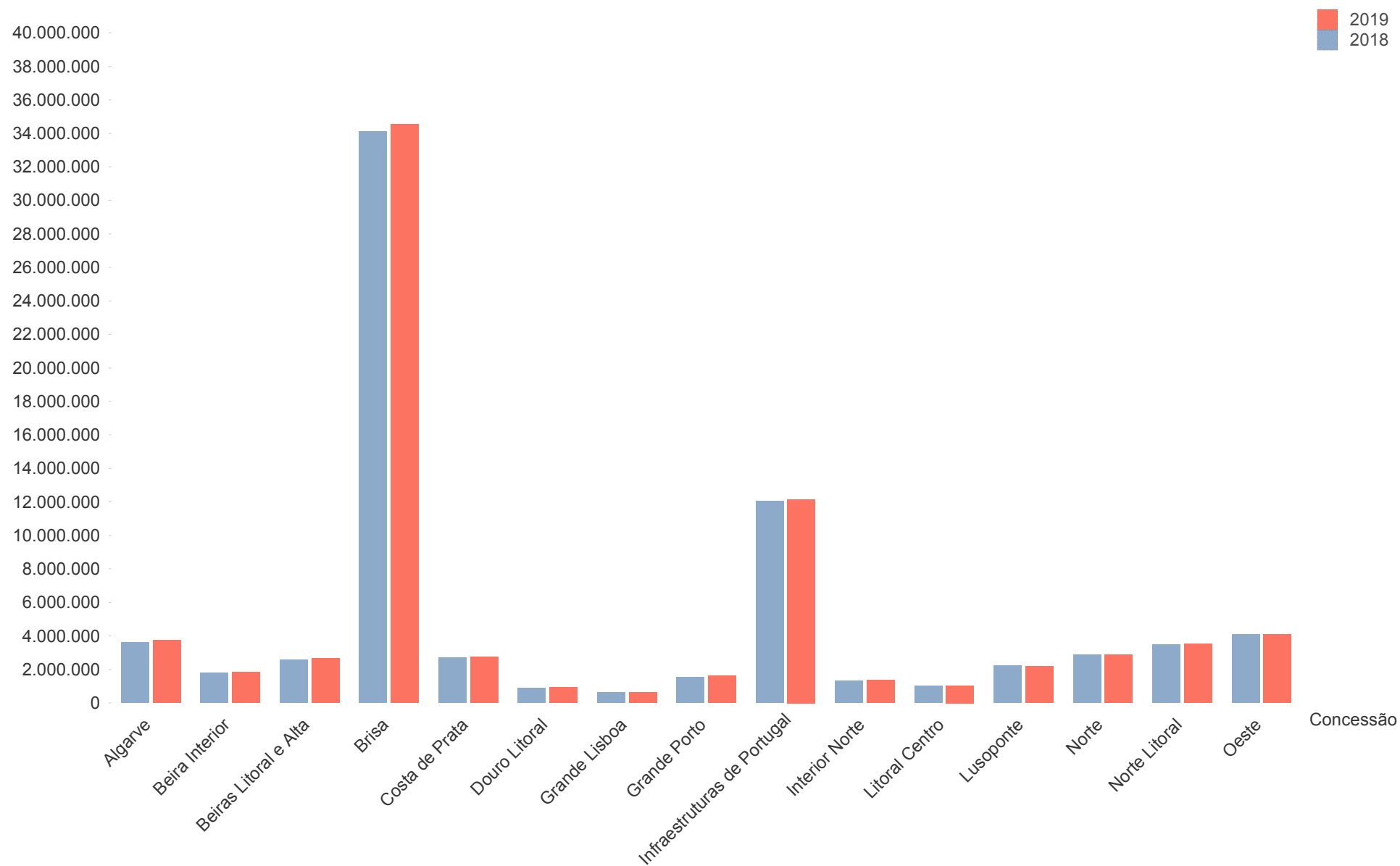


Mês	Jul				Ago				Set			
Concessão	2018	2019	Var.		2018	2019	Var.		2018	2019	Var.	
Algarve	2.818.740	2.879.704	2,2%	↑	3.613.383	3.724.299	3,1%	↑	2.380.236	2.490.132	4,6%	↑
Beira Interior	1.418.146	1.404.775	-0,9%	↓	1.811.757	1.861.851	2,8%	↑	1.254.520	1.311.493	4,5%	↑
Beiras Litoral e A...	1.980.944	1.994.769	0,7%	↑	2.588.388	2.651.784	2,4%	↑	1.789.585	1.826.406	2,1%	↑
Brisa	30.028.049	30.616.027	2,0%	↑	34.093.229	34.536.200	1,3%	↑	28.565.994	28.902.601	1,2%	↑
Costa de Prata	2.557.445	2.635.714	3,1%	↑	2.720.611	2.745.022	0,9%	↑	2.392.753	2.550.613	6,6%	↑
Douro Litoral	841.296	933.302	10,9%	↑	881.684	925.153	4,9%	↑	825.733	901.997	9,2%	↑
Grande Lisboa	677.274	718.252	6,1%	↑	622.009	621.476	-0,1%	↓	698.300	724.889	3,8%	↑
Grande Porto	1.599.217	1.738.186	8,7%	↑	1.547.910	1.617.432	4,5%	↑	1.550.757	1.677.333	8,2%	↑
Infraestruturas ...	11.735.968	12.021.139	2,4%	↑	12.046.432	12.158.769	0,9%	↑	11.612.115	11.732.874	1,0%	↑
Interior Norte	933.234	949.310	1,7%	↑	1.326.718	1.370.724	3,3%	↑	857.014	888.526	3,7%	↑
Litoral Centro	796.399	847.853	6,5%	↑	1.005.479	1.038.650	3,3%	↑	740.925	788.241	6,4%	↑
Lusoponte	2.237.190	2.275.740	1,7%	↑	2.217.510	2.186.844	-1,4%	↓	2.202.246	2.200.140	-0,1%	↓
Norte	2.214.477	2.328.038	5,1%	↑	2.865.608	2.890.446	0,9%	↑	1.973.016	2.070.018	4,9%	↑
Norte Litoral	3.018.260	3.150.756	4,4%	↑	3.493.654	3.547.110	1,5%	↑	2.879.605	2.943.905	2,2%	↑
Oeste	3.789.040	3.943.874	4,1%	↑	4.087.824	4.100.223	0,3%	↑	3.643.404	3.791.705	4,1%	↑
Média Ponderada	66.645.680	68.437.437	2,7%	↑	74.922.197	75.975.984	1,4%	↑	63.366.202	64.800.872	2,3%	↑

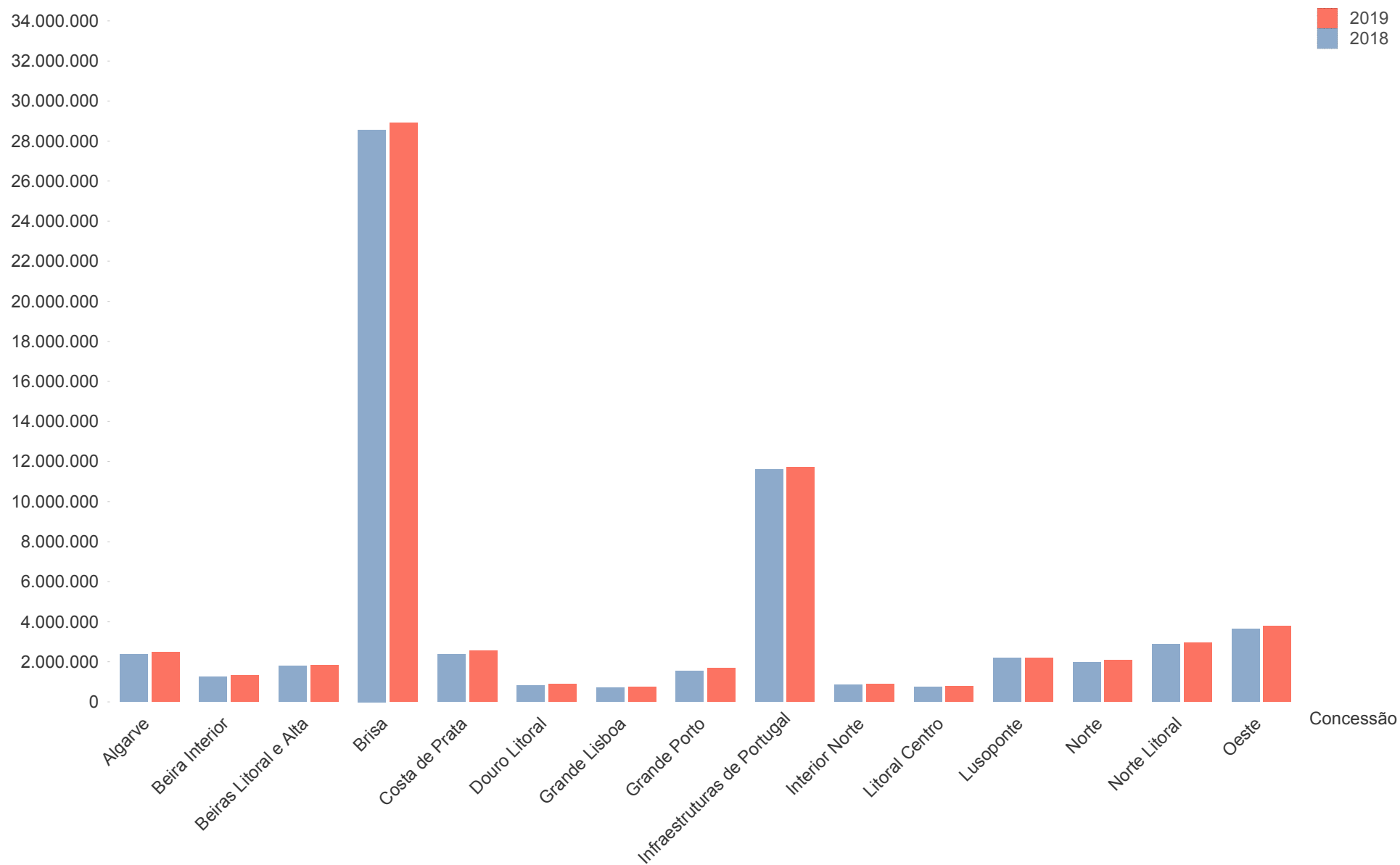
Variação da Circulação Média Diária por Concessão em períodos homólogos - Jul



Variação da Circulação Média Diária por Concessão em períodos homólogos - Ago



Variação da Circulação Média Diária por Concessão em períodos homólogos - Set



Av. das Forças Armadas, 40 • 1649-022 Lisboa
Tel.: 217 949 000 • Fax: 217 973 777
www.imt-ip.pt

