

RELATÓRIO DE TRÁFEGO NA REDE NACIONAL DE AUTOESTRADAS 3º Trimestre de 2020



FICHA TÉCNICA

Título: Relatório de Tráfego
na Rede Nacional de Autoestradas

Edição: 3º Trimestre de 2020

Editor: Instituto da Mobilidade e dos Transportes, I.P. (**IMT, I.P.**)

Avenida Elias Garcia, 103

1050-098 Lisboa

www.imt-ip.pt

imt@imt-ip.pt

Coordenação Direção de Serviços de Estudos, Avaliação e Prospetiva (**DSEAP**);

Técnica: Direção de Serviços de Gestão de Contratos de Concessões (**DSGCC**);
Direção de Serviços de Sistemas de Informação (**DSSI**).

Fonte: Dados de tráfego fornecidos pelas concessionárias rodoviárias no âmbito das obrigações contratuais de informação

Processamento: Estatísticas de Tráfego elaboradas automaticamente a partir de:

- Sistema de Monitorização, Análise e Recenseamento de Tráfego (**SMART**);
- Sistema de Informação Geográfica (**SIG**).

Data edição: Novembro de 2020

ÍNDICE

A – Tráfego Médio Diário Mensal por Autoestrada	1
B – Tráfego Médio Diário Mensal por Concessão	60
C – Variação do Tráfego Médio Diário Mensal	77
D – Variação da Circulação Diária Mensal	86

Notas: A informação de tráfego na rede da EP, SA está incompleta por falta de fornecimento de alguns dados por parte da concessionária.

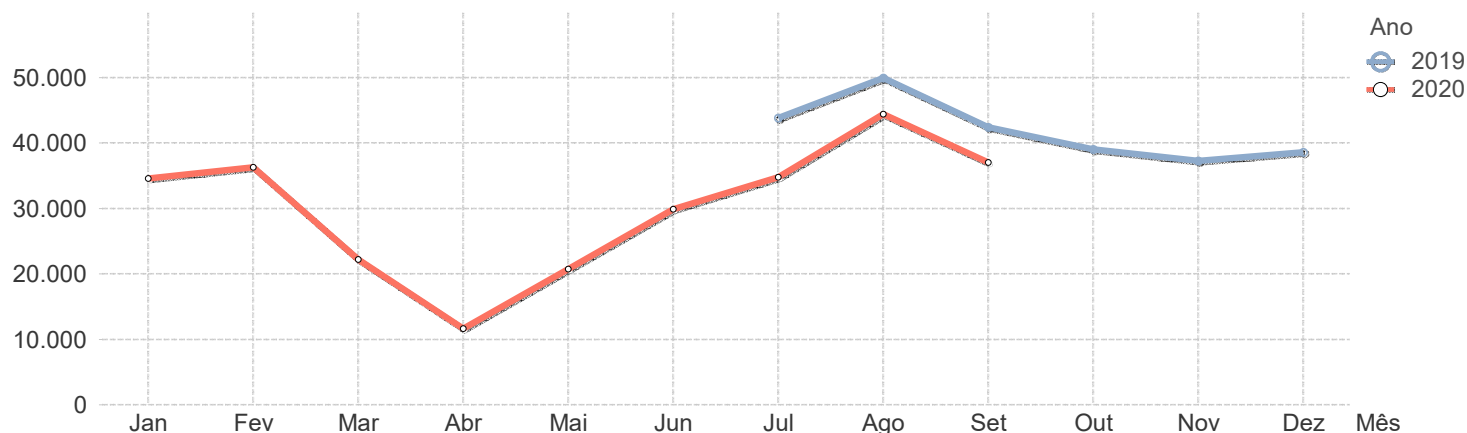
Os valores das médias ponderadas de TMDM assinalados a azul não incluem os sublanços com falta de dados (N/D).

Os valores das médias ponderadas de TMDM assinalados a verde foram revistos pela concessionária.

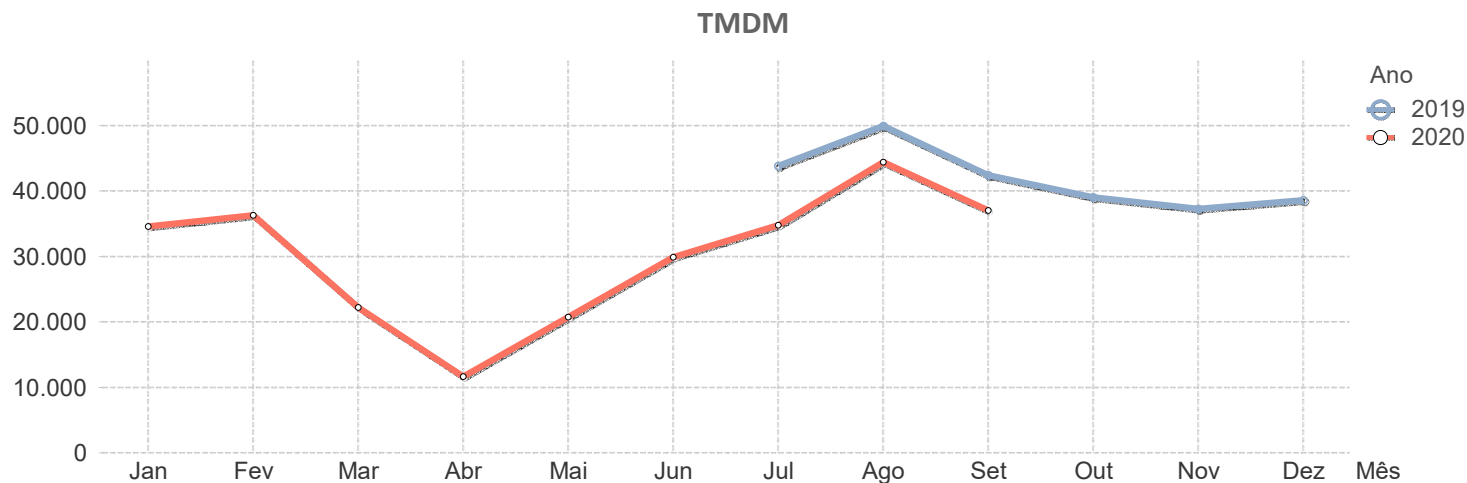
Os valores das médias ponderadas de TMDM assinalados a laranja são provisórios.

Estatística de Tráfego na Rede Nacional de Autoestradas

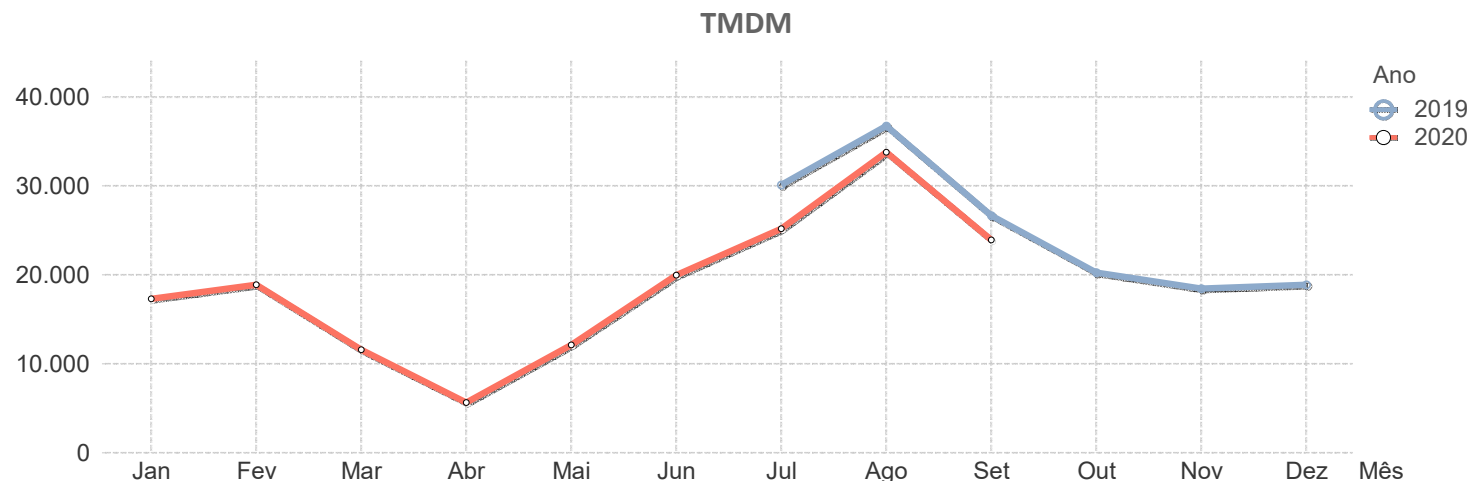
		A1														
		2019						2020								
Sublanço	..	Jul	Ago	Set	Out	Nov	Dez	Jan	Fev	Mar	Abr	Mai	Jun	Jul	Ago	Set
Sacavém – S. João da Talha	..	103.720	99.253	101.619	101.720	98.727	100.585	95.889	98.021	67.677	39.920	63.847	81.071	90.078	90.470	93.274
S. João da Talha – Stª Iría de Azóia (A1/IC2)	..	95.723	92.347	94.071	93.472	90.807	92.598	87.897	89.881	61.929	36.298	58.549	74.565	82.845	83.963	85.845
Stª Iría de Azóia (A1/IC2) – Alverca (A1/A9)	..	89.450	85.602	88.486	87.559	85.075	86.710	81.616	83.733	56.592	32.184	52.899	67.912	75.652	77.352	79.473
Alverca (A1/A9) – Vila Franca de Xira II	..	70.542	68.901	69.631	68.407	66.451	67.694	62.259	64.646	42.822	23.840	40.232	52.618	58.625	61.605	61.488
Vila Franca de Xira II – Vila Franca de Xira I	..	71.766	70.043	70.806	69.495	67.225	68.280	62.880	65.379	43.782	24.994	41.197	53.679	59.762	62.672	62.381
Vila Franca de Xira I – Castanheira do Ribatejo	..	58.673	59.326	58.051	55.762	54.515	56.129	50.377	52.650	34.634	19.181	32.639	43.245	48.497	52.813	50.679
Castanheira do Ribatejo – A1/A10	..	57.981	58.898	57.327	54.790	53.631	55.247	49.585	51.824	34.046	18.794	32.173	42.708	47.896	52.353	49.982
A1/A10 – Carregado	..	69.819	71.866	68.089	64.347	62.691	64.288	57.939	60.908	39.566	21.847	37.195	50.295	56.852	63.728	59.561
Carregado – Aveiras de Cima	..	52.920	57.096	51.078	46.811	45.916	47.495	41.543	44.400	27.451	14.069	26.351	36.553	41.766	49.751	43.563
Aveiras de Cima – Cartaxo	..	41.118	45.982	39.679	35.696	35.377	36.813	31.473	33.933	19.834	9.404	19.387	27.702	31.900	39.690	33.450
Cartaxo – Santarém	..	41.735	46.619	40.306	36.352	36.069	37.411	32.118	34.538	20.304	9.763	19.824	28.246	32.481	40.267	34.035
Santarém – A1/A15	..	45.690	54.084	43.608	38.150	37.377	38.847	33.464	35.995	21.217	10.346	20.996	31.111	36.563	48.398	37.817
A1/A15 – Torres Novas (A1/A23)	..	43.079	51.668	40.978	35.528	34.905	36.381	30.897	33.445	19.539	9.349	19.208	28.736	33.828	46.094	35.445
Torres Novas (A1/A23) – Fátima	..	30.670	37.524	29.532	25.333	24.304	25.117	21.782	23.319	13.455	6.371	12.430	19.314	22.794	32.726	24.904
Fátima – Leiria	..	31.808	41.111	30.845	26.315	24.656	26.012	22.446	23.796	13.731	6.521	12.659	20.134	23.758	36.247	26.255
Leiria – Pombal	..	31.528	40.773	30.845	26.496	24.517	25.802	22.248	23.807	13.549	6.364	12.456	19.853	23.652	36.026	25.989
Pombal – Soure	..	31.376	40.478	30.648	26.505	24.507	25.573	22.031	23.599	13.440	6.310	12.427	19.787	23.620	35.669	25.885
Soure – Condeixa	..	31.449	40.609	30.805	26.722	24.699	25.697	22.179	23.760	13.566	6.410	12.543	19.922	23.810	35.770	26.022

TMDM


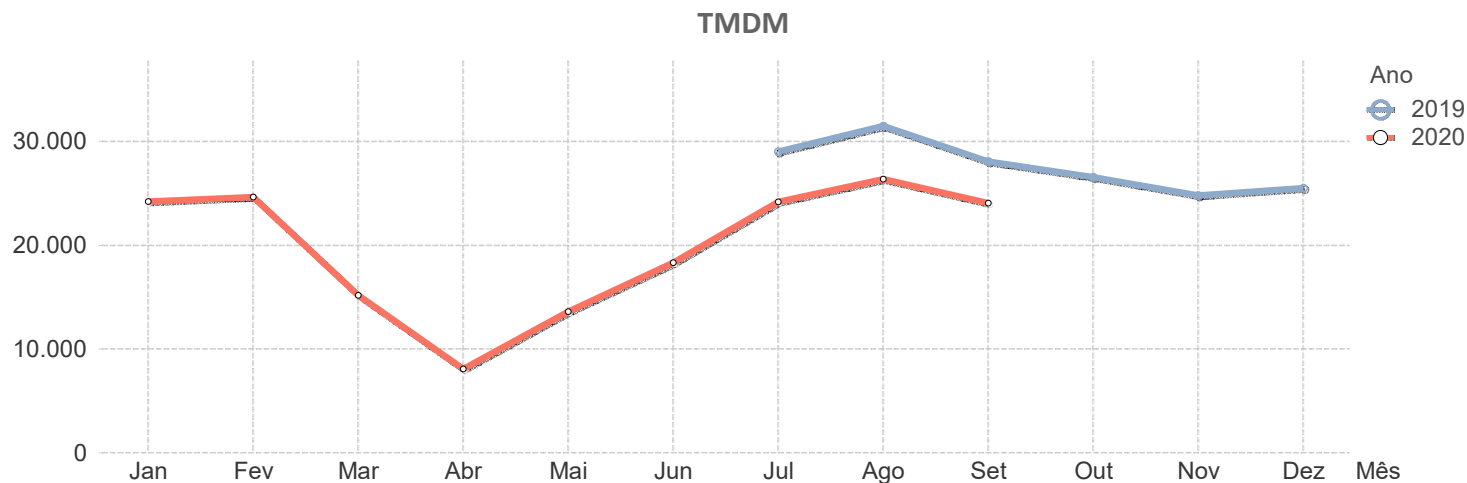
		A1														
		2019						2020								
Sublanço	..	Jul	Ago	Set	Out	Nov	Dez	Jan	Fev	Mar	Abr	Mai	Jun	Jul	Ago	Set
Condeixa – Coimbra Sul	..	34.094	43.320	32.806	28.824	26.744	27.543	24.030	25.720	15.409	7.878	14.279	22.022	26.350	38.605	28.355
Coimbra Sul – Coimbra Norte (A1/A14)	..	32.285	41.350	30.805	26.991	25.036	26.120	22.694	24.251	14.687	7.709	13.759	21.070	25.251	37.119	27.037
Coimbra Norte (A1/A14) – Mealhada	..	33.227	39.269	31.799	29.129	27.112	28.258	25.351	26.296	15.564	7.914	13.795	21.193	25.404	35.347	27.561
Mealhada – Aveiro Sul	..	32.398	38.406	30.780	28.409	26.400	27.378	24.575	25.541	15.168	7.753	13.486	20.638	24.818	34.469	26.937
Aveiro Sul – Albergaria (A1/A25)	..	29.747	35.727	27.931	25.776	24.031	25.324	22.479	23.354	13.979	7.164	12.457	19.053	22.895	32.018	24.874
Albergaria (A1/A25) – Estarreja	..	48.935	56.144	45.867	42.886	39.974	41.371	37.788	39.212	23.655	12.212	21.082	31.356	38.538	50.472	40.654
Estarreja – Feira	..	45.943	53.151	43.147	40.123	37.638	38.930	35.414	36.924	22.146	11.397	19.500	29.200	36.048	47.605	38.114
Feira – Espinho (A1/A41)	..	50.791	58.057	48.032	45.483	43.118	45.011	40.792	42.339	25.016	12.771	21.942	32.763	40.116	50.980	42.438
Espinho (A1/A41) – Feiteira	..	51.224	56.187	49.128	46.965	44.481	46.442	42.353	43.877	25.605	12.745	22.173	33.110	40.562	48.661	42.913
Feiteira – Carvalhos	..	78.485	81.448	76.203	74.620	71.200	73.475	68.732	70.280	44.732	25.922	39.134	55.593	65.738	72.755	68.455
Carvalhos – Jaca	..	47.340	47.377	46.541	45.929	44.691	46.216	43.276	44.162	27.577	16.149	26.076	35.728	40.937	43.245	42.566
Jaca – Santo Ovídio	..	74.109	73.085	74.932	73.309	71.383	73.275	69.931	70.906	45.455	28.093	43.744	57.536	65.741	66.317	67.616
Santo Ovídio – Coimbrões	..	76.521	73.996	75.055	74.691	72.726	73.973	70.219	71.391	46.887	29.931	47.759	61.465	69.555	68.453	69.389
Coimbrões – Canidelo	..	116.171	116.204	121.103	119.350	114.872	118.154	113.865	115.659	76.105	48.718	77.701	100.228	101.398	104.895	113.733
Canidelo – Afurada	..	112.884	114.461	117.695	116.963	111.735	114.515	111.086	112.943	74.173	47.351	75.551	97.236	98.179	105.807	109.351
Afurada – Arrábida	..	112.884	114.461	117.695	116.963	111.735	114.515	111.086	112.943	74.173	47.351	75.551	97.236	98.179	105.807	109.351
Média Ponderada		43.856	49.939	42.424	39.048	37.292	38.614	34.574	36.292	22.224	11.661	20.745	29.878	34.799	44.417	37.056



		A2														
		2019						2020								
Sublanço	..	Jul	Ago	Set	Out	Nov	Dez	Jan	Fev	Mar	Abr	Mai	Jun	Jul	Ago	Set
Ponte 25 de Abril	..	153.255	148.666	148.194	140.492	134.224	134.094	130.797	135.853	91.849	49.846	94.767	122.002	141.708	142.774	141.850
Almada – Fogueteiro	..	91.365	88.742	87.420	84.577	81.767	82.873	78.970	82.617	55.363	32.036	57.200	74.518	82.464	84.062	82.697
Fogueteiro – Coina	..	41.141	40.781	39.066	36.846	35.431	36.207	33.486	35.209	21.877	11.002	21.571	30.474	34.708	37.493	34.912
Coina – Palmela	..	36.985	37.587	34.828	32.142	30.645	30.647	29.049	30.814	19.243	9.462	18.996	27.401	31.673	34.615	31.138
Palmela – A2/A12	..	38.330	38.869	35.840	33.452	31.923	31.874	30.361	31.950	20.250	10.121	19.720	28.233	32.817	35.816	32.056
A2/A12 – Marateca	..	33.886	39.906	30.384	23.511	21.497	22.849	19.834	22.083	12.705	5.494	14.005	22.776	28.659	35.481	25.865
Marateca – A2/A6/A13	..	32.291	38.170	28.920	22.153	20.142	21.512	18.579	20.742	11.827	5.006	12.927	21.252	27.147	33.673	24.404
A2/A6/A13 – Alcácer do Sal	..	30.070	40.036	25.680	16.644	14.405	14.827	13.260	15.209	8.877	4.005	10.624	19.516	26.151	37.514	23.076
Alcácer do Sal – Grândola Norte	..	27.121	36.385	23.015	14.958	12.965	13.357	11.820	13.532	7.809	3.376	8.450	16.585	22.169	33.196	20.405
Grândola Norte – Grândola Sul	..	21.067	28.986	17.851	11.254	9.657	9.932	8.714	9.992	5.691	2.418	5.888	12.177	16.647	26.539	15.738
Grândola Sul – Aljustrel	..	17.883	25.541	14.687	8.481	7.106	7.364	6.418	7.442	4.125	1.608	4.250	9.827	13.686	23.109	12.822
Aljustrel – Castro Verde	..	17.841	25.553	14.689	8.418	7.007	7.295	6.356	7.370	4.085	1.582	4.199	9.793	13.648	23.109	12.762
Castro Verde – Almodôvar	..	19.220	27.282	15.872	9.240	7.708	8.133	7.030	8.078	4.483	1.752	4.615	10.558	14.712	24.713	13.759
Almodôvar – S. B. Messines	..	19.546	27.713	16.224	9.592	8.058	8.477	7.334	8.402	4.656	1.835	4.786	10.809	15.020	25.074	14.064
S. B. Messines – Paderne (A22)	..	19.011	26.653	15.646	9.263	7.753	8.113	7.081	8.142	4.519	1.760	4.585	10.433	14.617	24.445	13.712
Média Ponderada		30.115	36.739	26.674	20.264	18.445	18.893	17.323	18.902	11.604	5.638	12.139	19.991	25.184	33.796	23.950

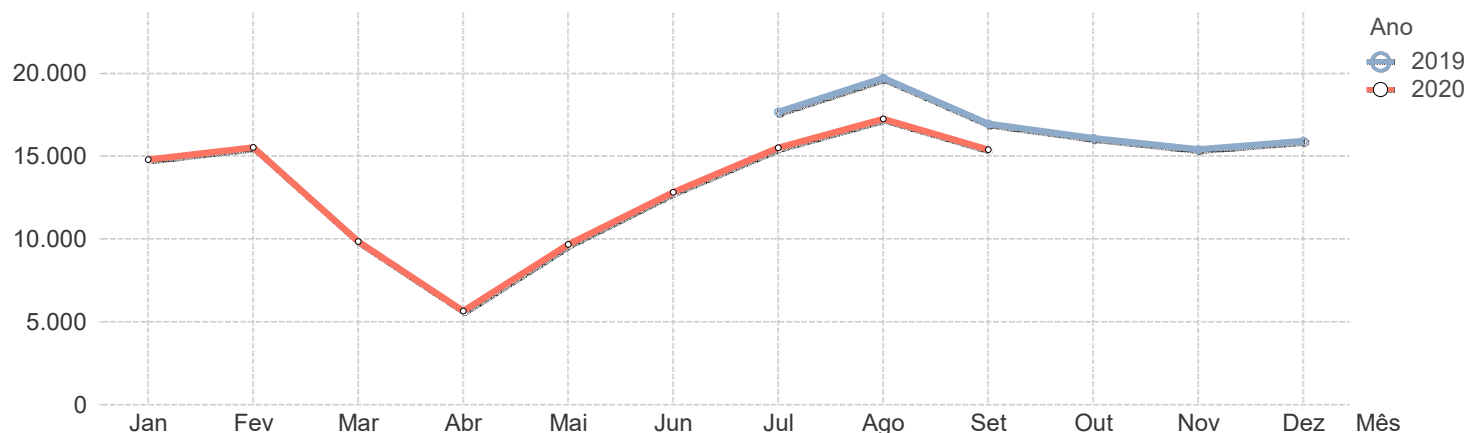


		A3														
		2019						2020								
Sublanço	..	Jul	Ago	Set	Out	Nov	Dez	Jan	Fev	Mar	Abr	Mai	Jun	Jul	Ago	Set
Porto (VCI) – EN 12	..	110.961	107.442	108.391	105.918	99.775	101.482	98.435	101.437	66.174	39.944	65.753	84.184	98.187	97.810	98.702
EN 12 – Águas Santas (A3/A4)	..	139.463	131.682	136.764	135.466	128.135	129.464	126.271	129.103	83.661	50.434	81.400	104.815	122.397	119.838	123.784
Águas Santas (A3/A4) – Maia	..	77.993	74.203	77.488	77.780	73.114	73.652	70.082	72.741	46.658	26.705	43.902	57.856	68.926	68.513	70.654
Maia – Santo Tirso	..	64.977	63.569	63.324	62.524	59.060	59.039	57.621	57.922	36.186	19.281	32.594	43.902	54.696	56.377	55.431
Santo Tirso – Famalicão	..	57.887	57.555	55.718	54.558	51.241	51.264	50.055	50.511	31.325	16.831	28.275	37.964	47.986	50.246	48.028
Famalicão – Cruz	..	30.225	32.056	29.287	27.580	25.840	26.366	25.429	25.711	15.385	7.987	13.810	19.025	25.013	27.628	24.795
Cruz – Braga Sul	..	27.796	29.892	26.999	25.386	23.769	24.388	23.429	23.662	13.866	6.962	12.307	17.200	22.970	25.655	22.784
Braga Sul – Braga Poente	..	12.810	16.464	12.091	10.252	9.318	10.148	9.355	9.576	5.719	2.971	5.059	6.999	10.303	12.876	9.768
Braga Poente – EN 201	..	12.283	17.254	11.684	9.515	8.624	9.661	8.501	8.816	4.977	2.362	4.255	6.047	9.568	12.904	9.022
EN 201 – Ponte de Lima Sul	..	13.382	18.570	12.733	10.464	9.546	10.531	9.357	9.723	5.497	2.593	4.724	6.684	10.520	13.841	9.866
Ponte de Lima Sul – Ponte de Lima Norte	..	16.032	21.611	15.329	13.359	12.291	13.292	12.073	12.380	7.392	3.832	6.423	8.655	12.755	16.004	12.122
Ponte de Lima Norte – EN 303	..	10.535	14.429	9.752	8.211	7.517	8.336	7.167	7.428	4.053	1.809	2.938	4.088	7.449	9.276	7.050
EN 303 – Valença (Sul)	..	10.242	13.576	9.516	8.018	7.367	8.174	7.034	7.294	3.968	1.751	2.783	3.853	7.171	8.821	6.783
Valença (Sul) – Valença	..	13.562	17.734	12.646	11.705	10.008	11.515	10.323	9.901	7.712	3.885	6.098	8.073	14.708	16.889	14.397
Valença – Fronteira	..	21.395	26.900	19.611	18.226	14.979	12.838	15.271	14.650	9.928	3.321	5.218	6.744	15.270	19.195	14.532
Média Ponderada	..	29.041	31.490	28.082	26.549	24.790	25.515	24.212	24.656	15.181	8.095	13.609	18.324	24.180	26.374	24.050

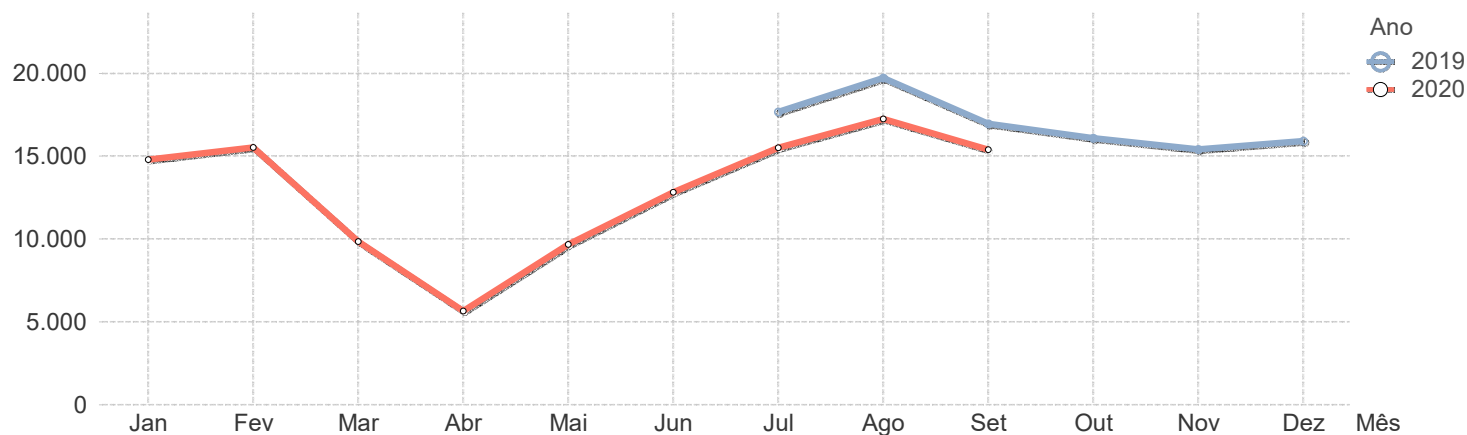


		A4														
		2019						2020								
Sublanço	..	Jul	Ago	Set	Out	Nov	Dez	Jan	Fev	Mar	Abr	Mai	Jun	Jul	Ago	Set
Matosinhos – Sendim	..	48.759	44.355	48.957	49.254	48.822	49.474	49.603	51.417	31.183	17.390	24.858	31.432	40.034	35.435	30.000
Sendim – Guifões	..	66.818	63.524	66.861	66.311	64.617	65.984	63.951	67.545	43.949	24.956	35.108	44.163	54.857	50.734	58.945
Guifões – Custóias	..	66.818	63.524	66.861	66.311	64.617	65.984	63.951	67.545	43.949	24.956	35.108	44.163	54.857	50.734	58.958
Custóias – Via Norte	..	55.746	50.485	53.915	54.710	51.797	53.271	50.755	50.793	30.441	14.929	25.018	35.073	45.596	42.936	45.594
Via Norte – Ponte da Pedra	..	50.877	46.225	49.098	50.318	47.853	48.640	46.320	46.484	28.791	14.621	23.992	32.917	42.262	40.114	42.207
Ponte da Pedra – Águas Santas (A3/A4)	..	60.034	54.000	57.556	58.897	56.813	56.908	55.396	55.663	35.853	19.550	30.878	40.874	50.949	47.962	51.157
Águas Santas (A3/A4) – Ermesinde	..	92.390	90.129	88.758	86.771	83.337	85.348	81.127	83.709	54.345	33.183	54.564	70.422	82.840	82.710	81.763
Ermesinde – Valongo	..	49.058	47.858	47.129	46.074	44.251	45.319	43.078	44.449	28.856	17.620	28.973	37.393	43.987	43.918	43.415
Valongo – Campo	..	45.740	45.258	44.136	42.773	41.081	42.087	39.768	41.031	26.804	16.496	27.414	35.164	41.274	41.742	40.488
Campo – A4/A41	..	45.384	47.391	43.628	41.633	39.911	41.277	38.599	39.916	25.839	15.928	26.690	34.651	41.186	44.223	40.446
A4/A41 – Baltar	..	45.384	47.391	43.628	41.633	39.911	41.277	38.599	39.916	25.839	15.928	26.690	34.651	41.186	44.223	40.446
Baltar – Paredes	..	39.450	42.002	37.937	35.851	34.539	35.786	33.238	34.526	22.014	13.317	22.874	29.934	35.739	39.135	35.205
Paredes – Guilhufe	..	35.092	37.945	33.643	31.475	30.268	31.387	29.232	30.357	19.285	11.620	20.057	26.408	31.602	35.168	31.183
Guilhufe – Penafiel	..	34.714	37.435	33.502	31.485	30.403	31.519	29.283	30.443	19.231	11.640	20.041	26.273	31.254	34.981	31.213
Penafiel – Castelões (A4/A11)	..	29.799	33.147	28.587	26.402	25.259	26.380	24.290	25.416	16.094	9.724	17.072	22.450	26.777	30.711	26.452
Castelões (A4/A11) – Amarante Poente	..	22.856	26.957	21.873	19.405	18.370	19.230	17.428	18.560	11.463	6.475	12.189	16.343	19.929	24.242	19.809
Amarante Poente – Amarante (Margem E...)	..	26.662	30.742	25.531	23.584	22.415	23.602	24.109	23.911	15.013	9.230	15.728	20.204	23.846	28.352	23.833
Amarante (Margem Esqª) – Gerales	..	25.652	29.647	24.593	22.661	21.449	22.516	22.959	22.827	14.159	8.628	14.967	19.351	22.869	27.333	22.872

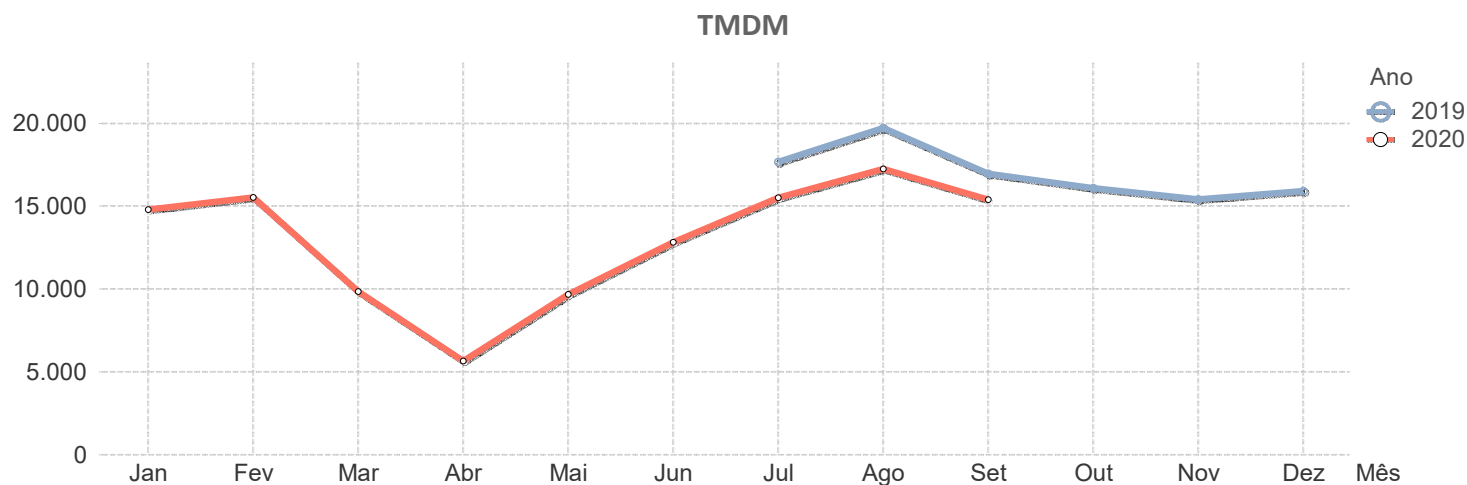
TMDM



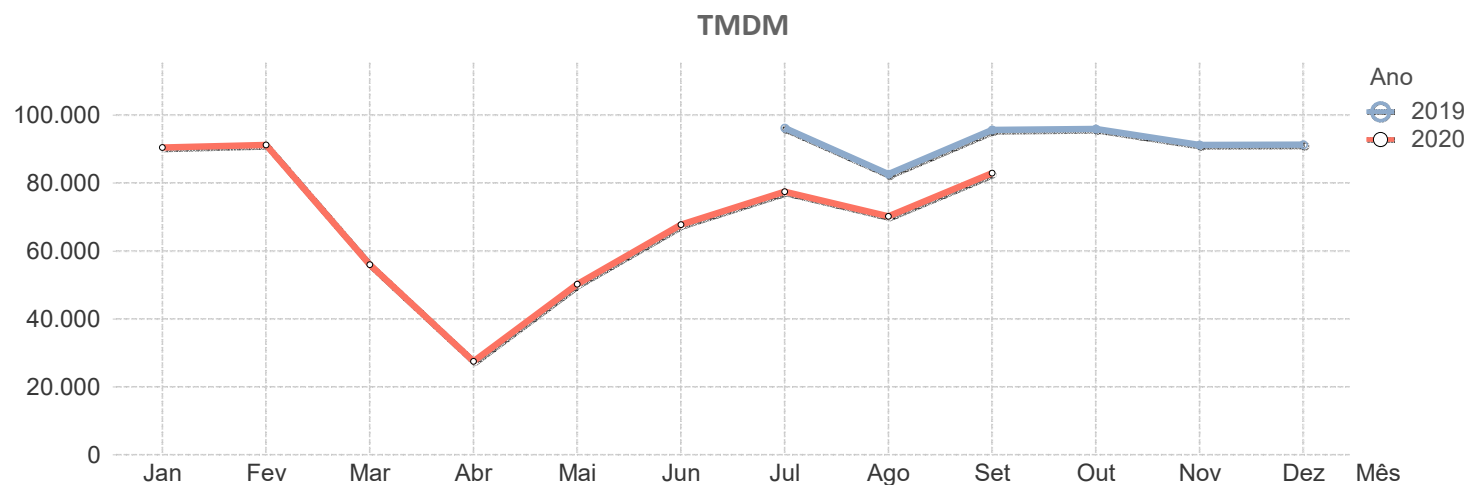
A4																	
Sublanço	2019						2020										
	Jul	Ago	Set	Out	Nov	Dez	Jan	Fev	Mar	Abr	Mai	Jun	Jul	Ago	Set		
Geraldes – Padronelo	23.580	28.613	23.734	21.635	20.602	21.753	18.391	19.631	12.539	6.694	12.516	17.521	18.556	22.532	18.708		
Padronelo – Ligação ao IP4	17.984	20.737	17.543	16.260	14.842	15.370	14.147	15.063	9.507	5.075	9.490	13.283	15.731	17.893	16.132		
Ligação ao IP4 – Campeã	13.280	14.789	12.977	12.195	10.986	11.273	10.589	11.137	7.119	3.796	7.013	9.989	11.924	12.710	12.008		
Campeã – Parada de Cunhos	12.998	14.515	13.094	11.655	10.877	11.252	10.536	11.065	7.062	3.820	6.942	9.995	11.912	13.548	12.241		
Parada de Cunhos – Vila Real Sul	11.794	14.892	11.342	10.135	9.623	10.166	8.879	9.694	5.906	3.202	5.989	8.198	9.557	12.943	10.181		
Vila Real Sul – A4/A24	11.933	15.381	11.531	10.409	9.892	10.568	9.181	9.964	6.012	3.263	6.046	8.370	10.262	13.270	10.347		
A4/A24 – Vila Real Nascente	9.622	12.667	8.963	8.299	8.110	8.639	7.493	8.231	5.102	2.876	5.160	7.017	8.372	10.689	8.383		
Vila Real Nascente – Lames	13.845	17.660	13.259	12.490	12.212	12.961	11.578	12.372	7.799	4.497	7.876	10.522	12.388	15.386	12.359		
Lames – Justes	13.168	16.864	12.549	11.796	11.454	12.162	10.756	11.583	7.179	4.000	7.203	9.765	11.518	14.564	11.661		
Justes – Pópulo	12.321	16.090	11.823	11.053	10.627	11.061	9.907	10.935	6.716	3.671	6.758	9.163	10.828	13.680	10.965		
Pópulo – Murça	9.073	11.711	8.566	8.038	7.888	8.225	7.440	8.020	4.998	2.721	4.833	6.484	7.886	9.871	7.859		
Murça – Palheiros	7.790	10.140	7.318	6.758	6.642	6.954	6.253	6.882	4.175	2.236	4.053	5.501	6.747	8.460	6.648		
Palheiros – Franco	7.758	10.102	7.288	6.703	6.589	6.886	6.180	6.801	4.134	2.213	4.010	5.480	6.704	8.421	6.620		
Franco – Lamas de Orelhão	7.880	10.269	7.386	6.835	6.727	7.035	6.324	6.915	4.169	2.300	4.072	5.496	6.647	8.407	6.569		
Lamas de Orelhão – Mirandela Poente	8.411	10.949	7.935	7.280	7.176	7.476	6.767	7.353	4.604	2.556	4.442	5.977	7.288	9.056	7.129		
Mirandela Poente – Mirandela Norte	6.060	8.530	5.905	5.470	5.341	5.550	4.967	5.539	3.396	1.935	3.333	4.431	5.555	7.021	5.381		
Mirandela Norte – Romeu	7.139	9.309	6.640	6.146	6.038	6.115	5.640	6.218	3.794	2.100	3.686	4.889	6.186	7.495	5.963		
Romeu – Amendoeira	7.082	9.175	6.520	6.148	6.000	6.072	5.609	6.192	3.774	2.066	3.659	4.839	6.103	7.431	5.911		

TMDM


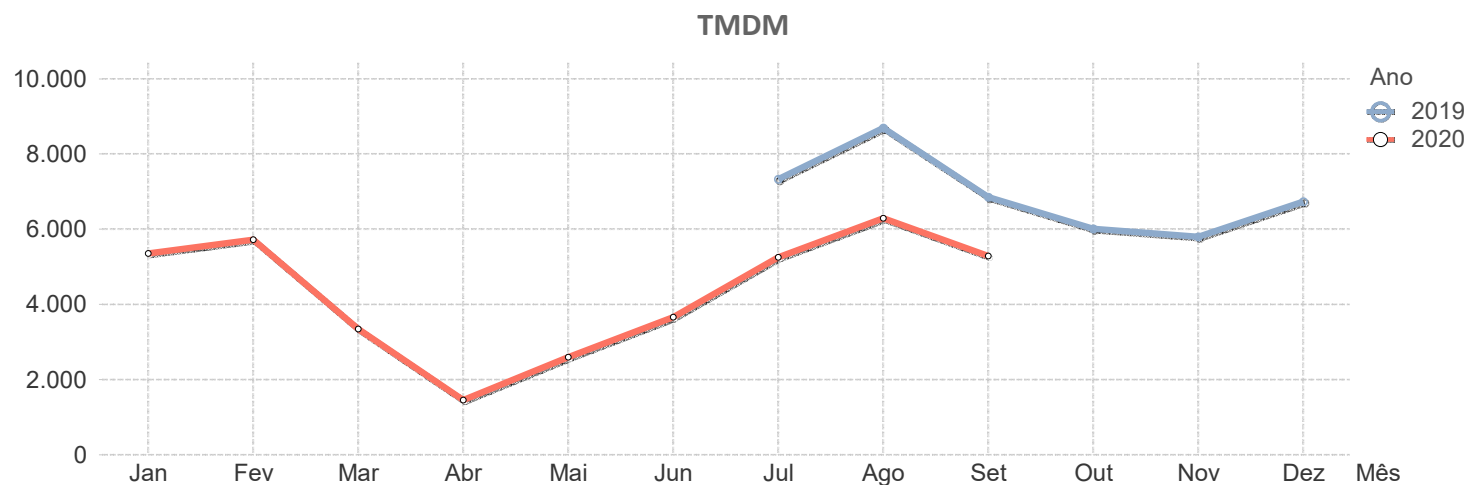
A4																
Sublanço	2019						2020									
	Jul	Ago	Set	Out	Nov	Dez	Jan	Fev	Mar	Abr	Mai	Jun	Jul	Ago	Set	
Amendoeira – Lamas de Podence	6.977	9.484	6.311	5.855	5.726	5.749	5.309	5.991	3.615	1.951	3.479	4.711	6.111	7.789	5.768	
Lamas de Podence – Azibo	7.790	10.507	6.920	6.340	6.207	6.226	5.704	6.259	3.951	2.187	3.894	5.265	6.850	8.517	6.361	
Azibo – Quintela de Lapaças	7.150	9.313	6.581	6.290	6.221	6.206	5.712	6.127	3.910	2.133	3.693	4.870	6.110	7.434	5.965	
Quintela de Lapaças – Vale de Nogueira	6.894	8.856	6.426	6.103	6.017	5.999	5.546	5.925	3.758	2.013	3.533	4.661	5.858	7.061	5.758	
Vale de Nogueira – Santa Comba de Rossas	7.320	9.464	6.875	6.598	6.452	6.536	6.023	6.403	4.116	2.312	3.905	5.068	6.322	7.619	6.276	
Santa Comba de Rossas – Mós	7.655	9.863	7.107	6.878	6.742	6.800	6.286	6.658	4.314	2.452	4.083	5.285	6.538	8.283	6.497	
Mós – Bragança Poente	8.680	11.378	8.087	7.932	7.698	7.771	7.301	7.750	5.182	3.032	4.891	6.182	7.604	9.093	7.455	
Bragança Poente – Bragança Sul	2.212	3.350	1.758	1.660	1.527	1.642	1.482	1.566	1.077	553	850	1.124	1.758	2.334	1.591	
Bragança Sul – Bragança Nascente	2.864	4.138	2.417	2.247	2.149	2.327	2.081	2.175	1.552	859	1.287	1.609	2.396	3.030	2.204	
Bragança Nascente – Rio Frio	4.449	6.533	3.965	3.724	3.584	3.976	3.372	3.484	2.398	1.353	2.068	2.528	3.632	4.634	3.427	
Rio Frio – Quintanilha	3.132	4.476	2.693	2.452	2.357	2.667	2.275	2.303	1.525	709	1.061	1.269	2.411	3.028	2.230	
Quintanilha – Quintanilha (Fronteira)	2.892	4.283	2.558	2.292	2.213	2.338	2.140	2.163	1.024	3	4	1	2.251	2.844	2.076	
Média Ponderada	17.677	19.718	16.955	16.085	15.414	15.920	14.801	15.534	9.854	5.656	9.670	12.818	15.510	17.255	15.389	



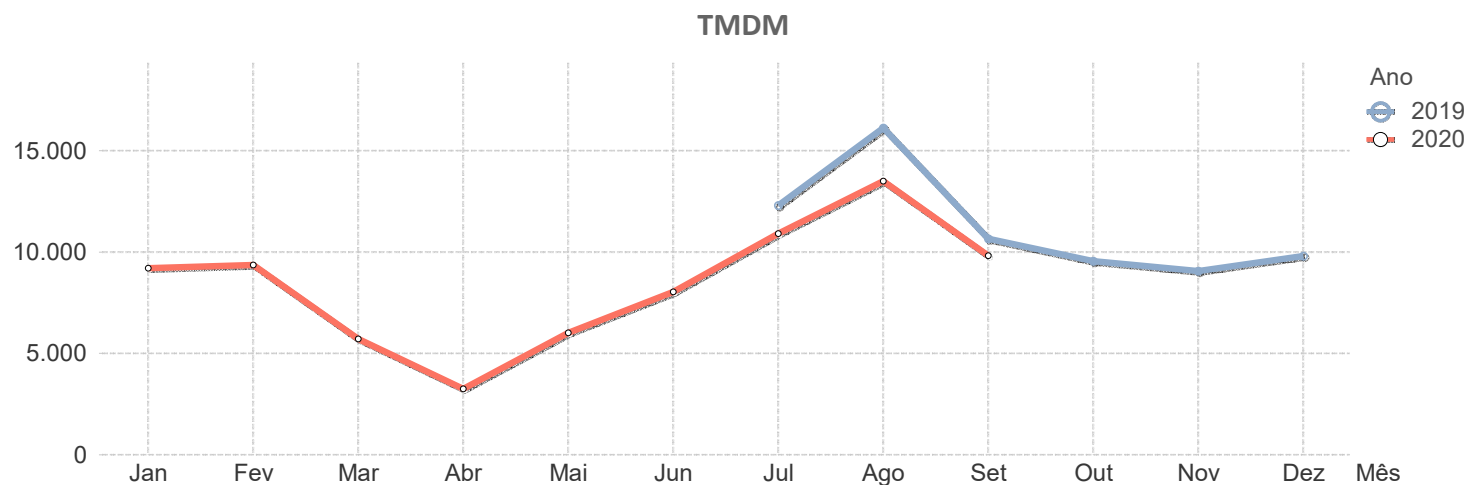
		A5														
		2019						2020								
Sublanço	..	Jul	Ago	Set	Out	Nov	Dez	Jan	Fev	Mar	Abr	Mai	Jun	Jul	Ago	Set
Viaduto Duarte Pacheco – Cruz das Oliveiras	..	139.317	121.766	139.023	141.125	135.344	133.056	132.388	134.130	84.273	43.088	77.710	103.411	115.533	106.991	123.515
Cruz das Oliveiras – Monsanto	..	139.307	121.392	138.248	140.852	134.791	132.575	131.703	133.796	88.616	42.801	77.165	103.053	115.301	106.641	122.842
Monsanto – Miraflores (A5/IC17)	..	91.619	76.129	91.590	94.049	89.402	87.637	87.592	88.359	54.177	25.628	47.182	64.563	72.280	63.975	78.269
Miraflores (A5/IC17) – Linda-a-Velha	..	160.772	138.398	160.653	161.971	153.362	152.136	152.033	154.258	95.852	47.382	85.548	115.050	130.999	117.204	138.929
Linda-a-Velha – Estádio Nacional	..	147.122	127.083	146.255	146.261	138.747	137.692	137.830	139.316	86.254	42.884	77.981	104.315	120.063	107.009	126.333
Estádio Nacional – Oeiras	..	132.232	111.798	131.020	131.438	125.396	126.333	125.017	125.042	75.221	36.169	64.858	88.162	102.479	92.483	110.098
Oeiras – Carcavelos	..	88.621	76.542	88.064	86.920	82.856	84.162	82.428	83.294	49.785	24.239	45.119	61.302	71.403	65.015	76.209
Carcavelos – Estoril	..	59.044	50.459	58.735	58.407	55.628	56.230	54.818	55.070	32.552	15.576	29.493	40.409	46.475	42.351	50.607
Estoril – Alcabideche	..	44.987	38.487	44.813	45.105	42.416	43.424	42.682	42.987	25.683	12.624	23.741	32.034	36.524	33.031	39.807
Alcabideche – Alvide	..	47.969	42.340	47.890	47.811	44.833	45.303	45.002	45.746	28.935	16.160	28.345	36.567	41.086	37.489	44.076
Alvide – Cascais	..	39.562	34.865	39.211	38.412	35.577	36.229	35.720	36.323	22.853	12.722	22.988	29.642	33.063	29.964	35.244
Média Ponderada	..	96.247	82.723	95.716	95.997	91.298	91.372	90.472	91.283	56.024	27.547	50.289	67.749	77.521	70.210	82.930



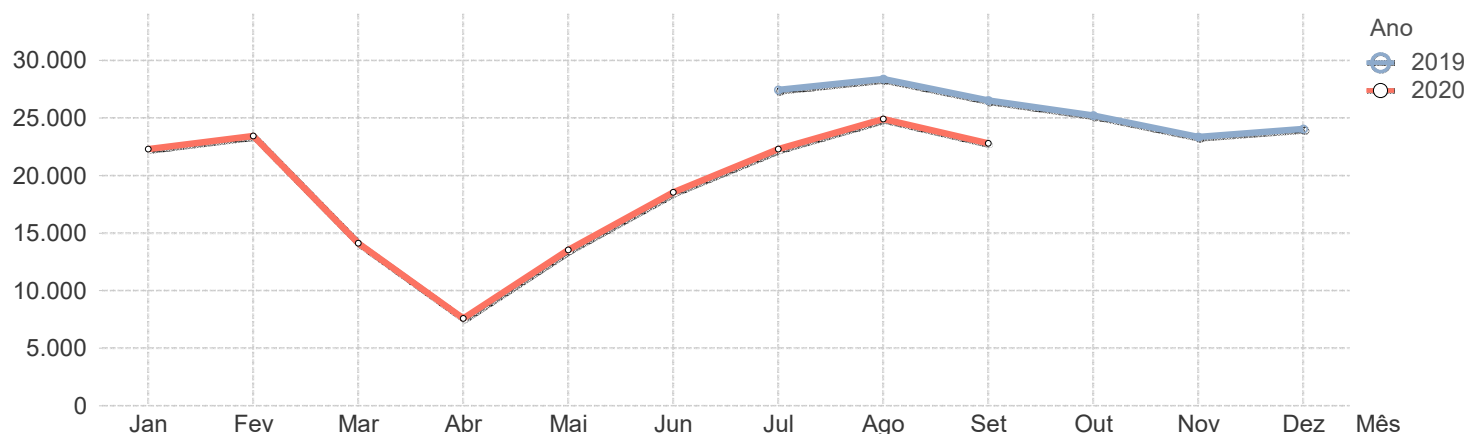
		A6														
		2019						2020								
Sublanço	..	Jul	Ago	Set	Out	Nov	Dez	Jan	Fev	Mar	Abr	Mai	Jun	Jul	Ago	Set
A2/A6/A13 – Vendas Novas	..	11.198	12.631	10.791	9.605	9.253	10.258	8.533	9.192	5.322	2.337	4.733	6.826	8.423	9.943	8.687
Vendas Novas – Montemor-o-Novo Poente	..	10.294	11.628	9.911	8.815	8.538	9.497	7.812	8.424	4.874	2.126	4.264	6.099	7.694	9.146	7.951
Montemor-o-Novo Poente – Montemor-o-...	..	9.523	10.763	9.148	8.120	7.861	8.754	7.174	7.717	4.474	1.958	3.866	5.552	7.049	8.452	7.297
Montemor-o-Novo Nascente – Évora Poente	..	8.422	9.678	8.019	7.063	6.812	7.703	6.222	6.684	3.799	1.605	3.154	4.600	6.046	7.366	6.271
Évora Poente – Évora Nascente	..	4.450	5.665	3.943	3.346	3.207	4.110	2.962	3.184	1.830	768	1.382	1.966	3.150	3.898	3.007
Évora Nascente – Estremoz	..	5.495	6.913	4.988	4.303	4.127	5.067	3.803	4.050	2.336	983	1.725	2.503	3.902	4.822	3.798
Estremoz – Borba	..	4.379	5.771	3.860	3.225	3.074	3.981	2.855	3.051	1.754	704	1.127	1.590	2.873	3.651	2.746
Borba – Elvas Poente	..	4.395	5.779	3.812	3.221	3.041	3.910	2.886	3.033	1.761	691	1.050	1.444	2.809	3.539	2.658
Elvas Poente – EN246	..	6.817	8.134	6.034	5.516	5.259	6.064	4.914	5.146	3.421	1.821	2.422	3.009	4.814	5.483	4.728
EN246 – Elvas Central	..	7.747	9.102	6.933	6.441	6.173	7.015	5.734	6.037	3.958	2.170	2.854	3.570	5.580	6.199	5.442
Elvas Central – Elvas Nascente	..	8.419	9.733	7.604	6.725	6.435	7.289	5.988	6.276	4.150	2.141	2.803	3.521	5.747	6.323	5.604
Elvas Nascente – Caia	..	12.841	14.426	12.767	11.362	11.308	12.713	10.547	11.037	6.525	2.686	3.597	4.671	9.096	9.978	9.367
Caia – Fronteira do Caia	..	12.721	14.363	12.675	11.207	11.116	12.500	10.379	10.900	6.561	2.862	3.988	5.190	8.980	9.879	9.235
Média Ponderada	..	7.330	8.692	6.851	6.014	5.798	6.738	5.353	5.718	3.343	1.452	2.594	3.664	5.256	6.290	5.288



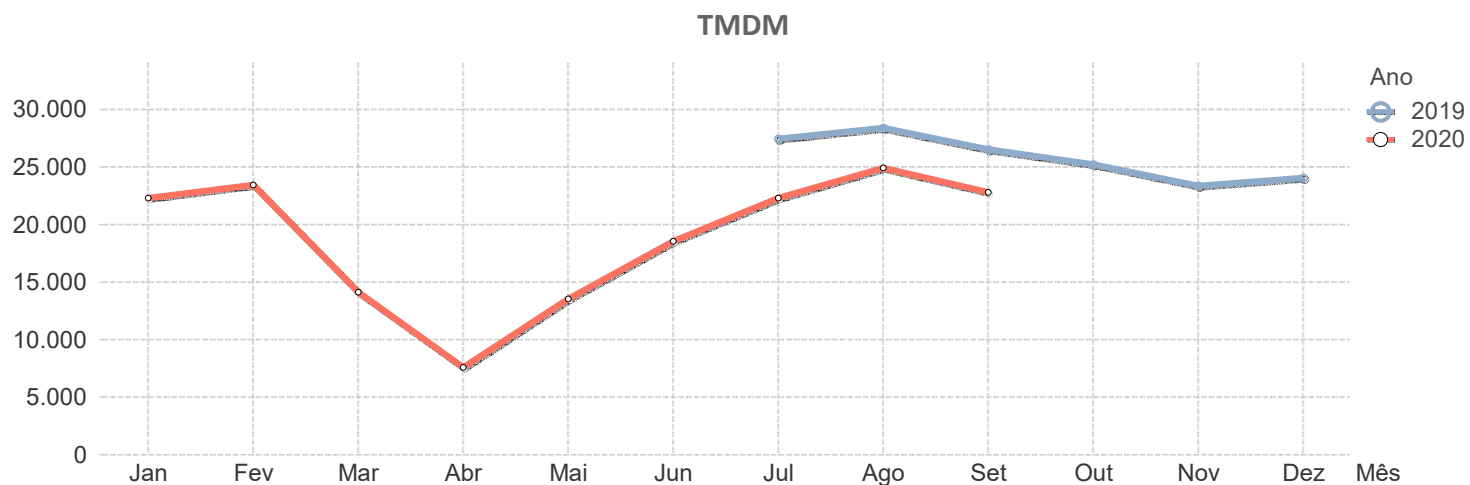
A7																
Sublanço	2019							2020								
	Jul	Ago	Set	Out	Nov	Dez	Jan	Fev	Mar	Abr	Mai	Jun	Jul	Ago	Set	
Póvoa de Varzim (A28) – EN206	12.117	15.931	9.829	7.696	7.313	8.238	7.774	8.265	4.625	2.631	6.219	8.357	12.468	13.331	9.369	
EN206 – Famalicão	12.597	16.631	10.293	8.071	7.701	8.705	8.245	8.738	4.904	2.862	6.602	8.789	13.046	13.957	9.857	
Famalicão – A3/A7	24.499	25.151	22.196	21.419	20.517	20.926	20.587	21.057	13.059	7.660	13.739	17.815	22.347	22.223	20.664	
A3/A7 – Seide	29.887	32.048	27.132	25.748	24.268	24.684	23.967	24.529	15.301	8.587	15.276	20.046	25.378	27.452	24.162	
Seide – Ave	25.810	27.756	23.474	22.264	21.003	21.422	20.692	21.241	13.091	7.199	12.894	17.020	21.605	23.586	20.700	
Ave – Selho	23.167	24.966	21.432	20.508	19.484	19.871	19.070	19.610	12.001	6.511	11.442	15.125	19.043	20.871	18.471	
Selho – Guimarães Sul	14.515	19.072	13.059	11.985	11.376	12.204	11.207	11.471	7.148	4.230	7.553	10.602	13.656	17.506	13.369	
Guimarães Sul – Calvos	15.460	20.052	13.993	12.916	12.283	13.208	12.127	12.388	7.688	4.562	7.894	10.665	13.529	17.364	13.207	
Calvos – Fafe Sul	9.484	13.791	8.065	7.224	6.840	7.640	6.960	7.082	4.391	2.577	4.493	6.122	8.371	11.784	7.859	
Fafe Sul – Basto	8.187	12.634	7.019	6.155	5.873	6.752	6.130	6.001	3.720	2.123	3.720	4.993	6.876	10.300	6.378	
Basto – Ribeira de Pena	6.974	11.115	5.728	5.143	4.866	5.433	4.995	4.884	3.133	1.818	3.016	4.030	5.772	8.891	5.275	
Ribeira de Pena – Vila Pouca de Aguiar (A...	6.090	10.076	4.900	4.367	4.153	4.797	4.347	4.208	2.608	1.389	2.470	3.305	4.917	7.877	4.412	
Média Ponderada	12.296	16.118	10.658	9.549	9.062	9.805	9.205	9.368	5.715	3.247	6.018	8.037	10.907	13.498	9.823	



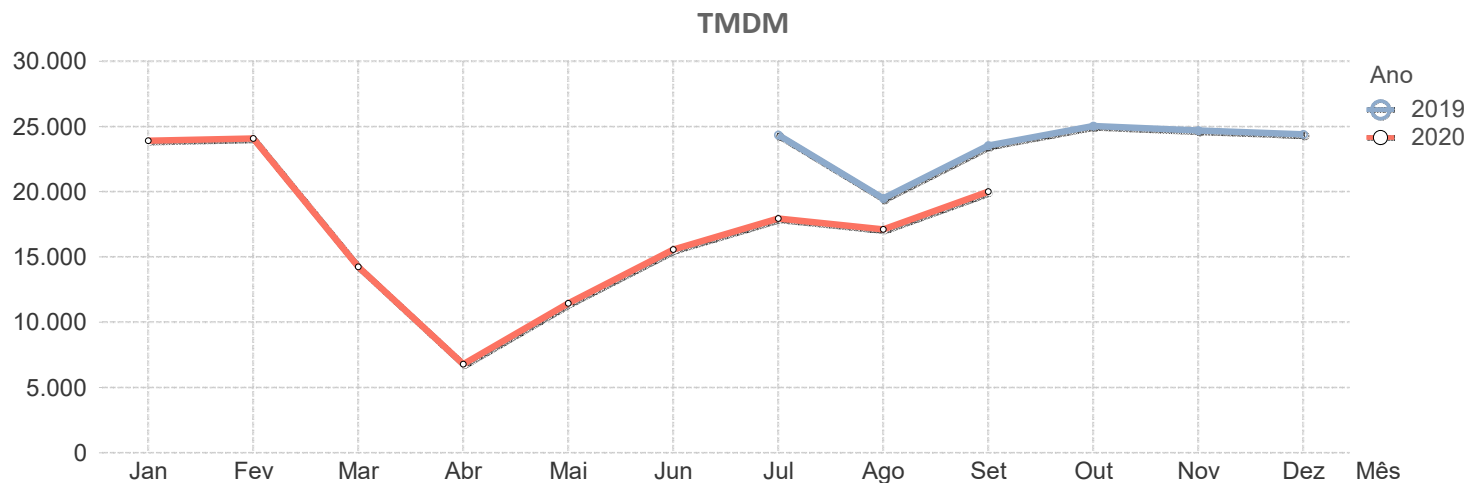
		A8														
		2019						2020								
Sublanço	..	Jul	Ago	Set	Out	Nov	Dez	Jan	Fev	Mar	Abr	Mai	Jun	Jul	Ago	Set
CRIL – Frielas	..	59.154	51.778	57.880	59.406	57.401	57.951	56.288	57.397	37.444	22.951	35.231	45.267	49.955	47.012	53.982
Frielas – Loures	..	94.887	85.525	92.637	93.516	89.040	89.780	87.442	89.265	59.233	36.274	56.190	71.695	81.019	77.393	84.701
Loures – CREL	..	57.254	52.059	55.832	56.053	52.970	53.867	51.471	53.103	32.558	16.757	29.410	39.545	45.818	45.746	48.429
CREL – Lousa	..	63.952	59.233	62.086	61.179	57.549	59.105	56.418	58.457	36.113	19.327	34.039	45.555	52.629	52.784	54.375
Lousa – A8/A21	..	58.900	55.415	57.031	55.788	52.352	53.894	51.344	53.404	32.660	17.308	31.218	41.874	48.633	49.210	49.921
A8/A21 – Enxara	..	34.038	33.602	32.833	31.431	29.174	30.231	27.938	29.789	17.415	9.015	16.785	22.990	27.286	29.272	27.894
Enxara – Torres Vedras Sul	..	32.408	32.178	31.048	29.665	27.561	28.578	26.326	28.261	16.367	8.437	15.803	21.771	25.916	28.018	26.415
Torres Vedras Sul – Torres Vedras Norte	..	26.767	27.377	25.465	24.001	22.037	23.020	20.996	22.233	13.200	6.919	12.933	17.934	21.461	23.788	21.658
Torres Vedras Norte – Ramalhal	..	30.001	30.278	28.136	26.555	24.552	25.730	23.526	24.783	14.654	7.737	14.530	20.034	23.876	26.412	24.076
Ramalhal – Campelos	..	21.689	22.775	20.672	19.434	17.775	18.575	16.664	17.695	10.149	5.087	9.947	14.036	17.061	19.635	17.358
Campelos – Bombarral	..	21.085	22.209	20.057	18.792	17.188	17.955	16.094	17.129	9.805	4.875	9.577	13.545	16.550	19.114	16.787
Bombarral – Delgada	..	24.392	26.048	23.402	21.750	20.024	20.742	18.850	20.068	11.774	6.373	11.841	16.246	19.760	22.568	19.803
Delgada – São Mamede	..	26.906	29.043	25.935	24.289	22.230	22.890	21.087	22.343	13.250	7.172	13.266	18.102	22.000	25.397	22.231
São Mamede – A8/IP6	..	28.296	30.677	27.121	25.384	23.402	24.014	21.958	23.336	13.994	7.865	14.119	19.237	22.889	26.536	23.336
A8/IP6 – Óbidos	..	34.662	38.909	32.985	29.983	27.952	28.930	26.573	28.051	16.992	9.638	17.469	23.587	29.290	34.476	29.042
Óbidos – Arnóia	..	35.237	39.559	34.399	31.443	29.119	29.739	27.767	29.185	17.860	10.306	18.337	24.569	30.398	35.124	30.058
Arnóia – Gaeiras	..	33.805	37.226	32.485	30.295	28.155	28.779	26.885	28.251	17.163	9.779	17.164	23.020	28.517	32.816	28.578
Gaeiras – Caldas da Rainha	..	31.424	34.736	30.372	28.360	26.274	26.731	23.938	25.321	15.465	9.043	15.683	21.007	25.929	29.861	25.559

TMDM


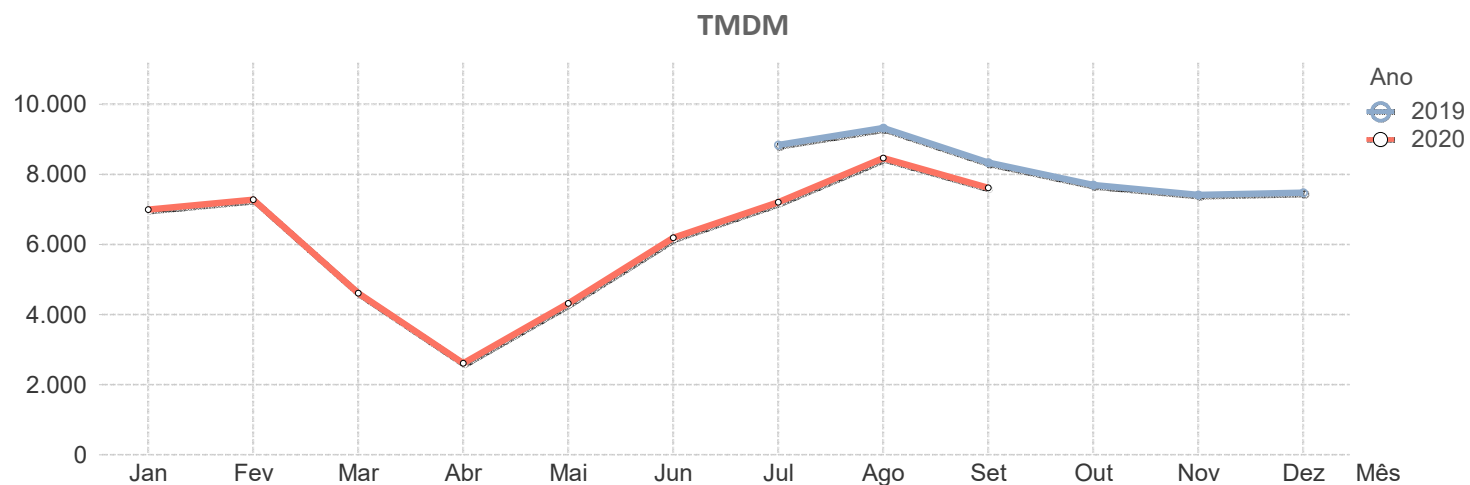
		A8														
		2019						2020								
Sublanço	..	Jul	Ago	Set	Out	Nov	Dez	Jan	Fev	Mar	Abr	Mai	Jun	Jul	Ago	Set
Caldas da Rainha – Zona Industrial das Ca...	..	26.596	29.740	25.602	23.550	21.665	22.126	20.646	21.923	13.319	7.712	13.340	17.952	22.147	26.119	22.015
Zona Industrial das Caldas da Rainha – To...	..	21.929	25.053	21.088	19.156	17.410	17.933	16.485	17.655	10.455	5.701	10.334	14.344	17.889	22.023	17.917
Tornada – Alfeizerão	..	16.483	19.283	15.889	14.251	12.897	13.287	11.873	12.765	7.217	3.584	6.752	9.846	12.621	16.383	12.896
Alfeizerão – Valado dos Frades	..	15.886	18.637	15.477	13.972	12.665	12.996	11.600	12.422	7.082	3.553	6.617	9.614	12.268	15.958	12.621
Valado dos Frades – Pataias	..	15.147	18.537	14.756	13.148	11.790	12.249	10.956	11.588	6.705	3.402	6.273	9.264	11.928	16.159	12.241
Pataias – Marinha Grande Sul	..	15.070	18.331	14.652	13.133	11.800	12.237	10.974	11.569	6.731	3.432	6.269	9.199	11.880	16.041	12.238
Marinha Grande Sul – A8/A17	..	15.973	18.996	15.499	14.156	12.735	13.038	11.939	12.474	7.474	3.955	6.871	9.995	12.859	16.712	13.109
A8/A17 – Marinha Grande Este	..	9.849	11.103	9.812	9.528	8.572	8.631	8.175	8.317	5.135	2.785	4.661	6.677	8.456	10.084	8.548
Marinha Grande Este – Leiria Sul (A8/A19)	..	9.410	10.701	9.411	9.203	8.314	8.376	7.918	8.016	4.938	2.631	4.384	6.402	8.113	9.801	8.255
Leiria Sul (A8/A19) – Cortes	..	6.256	7.621	6.383	6.177	5.573	5.568	5.288	5.575	3.418	1.845	2.944	4.320	5.584	7.122	5.610
Cortes – Pousos	..	5.776	7.110	5.885	5.634	5.070	5.041	4.787	5.098	3.127	1.686	2.691	4.021	5.154	6.722	5.201
Média Ponderada		27.447	28.387	26.520	25.225	23.369	24.045	22.308	23.452	14.113	7.603	13.553	18.559	22.291	24.907	22.801



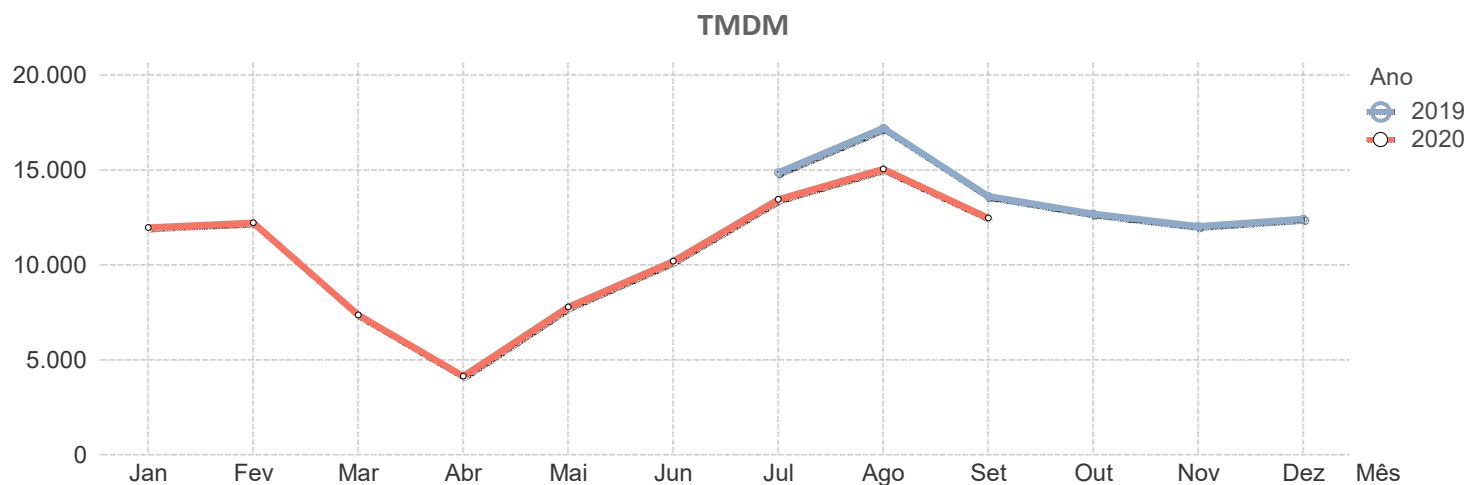
		A9														
		2019						2020								
Sublanço	..	Jul	Ago	Set	Out	Nov	Dez	Jan	Fev	Mar	Abr	Mai	Jun	Jul	Ago	Set
Estádio Nacional (A5/A9) – Queluz		31.237	24.738	30.245	31.047	30.219	30.052	30.362	30.377	17.541	7.759	14.396	19.477	23.345	20.713	25.228
Queluz – A9/A16		27.044	20.403	25.949	27.816	27.827	27.498	27.495	27.397	15.650	6.786	11.759	16.327	19.133	17.566	21.559
A9/A16 – Radial da Pontinha		37.677	28.905	36.754	39.759	38.745	38.800	38.467	38.317	22.517	10.368	17.133	23.178	26.994	24.883	29.876
Radial da Pontinha – Radial de Odivelas		27.632	21.718	26.632	28.495	28.745	28.236	27.624	27.571	15.995	7.316	12.478	17.107	19.662	19.051	22.410
Radial de Odivelas – A8/A9		27.852	22.894	27.115	28.671	28.149	28.112	27.206	27.718	16.456	8.164	13.756	18.588	21.036	20.630	23.389
A8/A9 – Bucelas (Zambujal)		26.174	21.441	25.425	27.410	26.518	25.908	25.419	25.675	16.272	8.675	13.387	17.804	20.021	19.323	22.377
Bucelas (Zambujal) – A9/A10		16.368	13.929	15.659	16.442	16.194	15.956	14.990	15.525	9.316	4.744	7.967	10.906	12.452	12.577	13.825
A9/A10 – Alverca		8.582	7.022	8.593	9.306	9.032	8.831	8.681	8.737	5.468	2.738	4.434	5.870	6.672	6.080	7.376
Média Ponderada		24.343	19.485	23.553	25.034	24.686	24.407	23.900	24.081	14.251	6.791	11.456	15.566	17.945	17.110	20.003



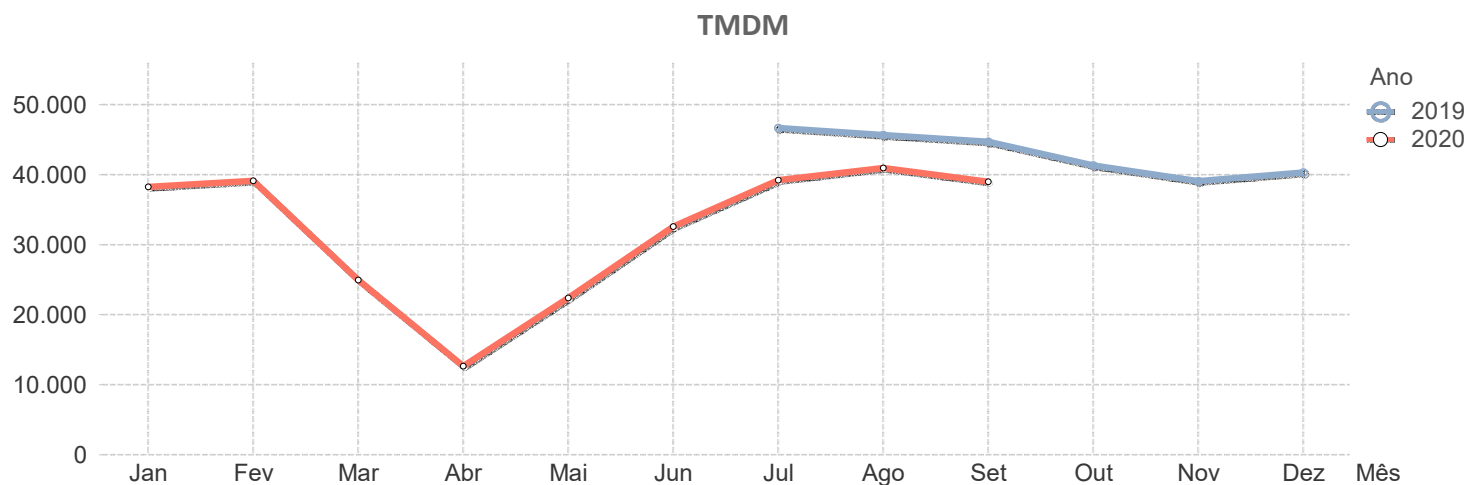
		A10														
		2019						2020								
Sublanço	..	Jul	Ago	Set	Out	Nov	Dez	Jan	Fev	Mar	Abr	Mai	Jun	Jul	Ago	Set
A9/A10 – Arruda dos Vinhos	..	13.173	11.896	13.114	13.645	13.383	13.400	12.509	12.660	7.889	4.093	6.940	9.445	10.731	10.920	11.829
Arruda dos Vinhos – Carregado (A1/A10)	..	9.754	8.864	9.214	9.365	9.258	9.254	8.424	8.907	5.273	2.783	4.810	6.681	7.670	8.314	8.384
Carregado (A1/A10) – Benavente	..	8.256	9.876	7.644	6.285	5.879	6.047	5.846	6.013	4.113	2.614	4.119	5.995	7.046	8.907	7.109
Benavente – A10/A13	..	4.565	6.519	3.943	2.431	2.123	2.107	1.999	2.294	1.534	962	1.557	2.791	3.553	5.547	3.521
Média Ponderada	..	8.836	9.322	8.338	7.696	7.415	7.476	6.998	7.274	4.609	2.610	4.323	6.187	7.208	8.467	7.613



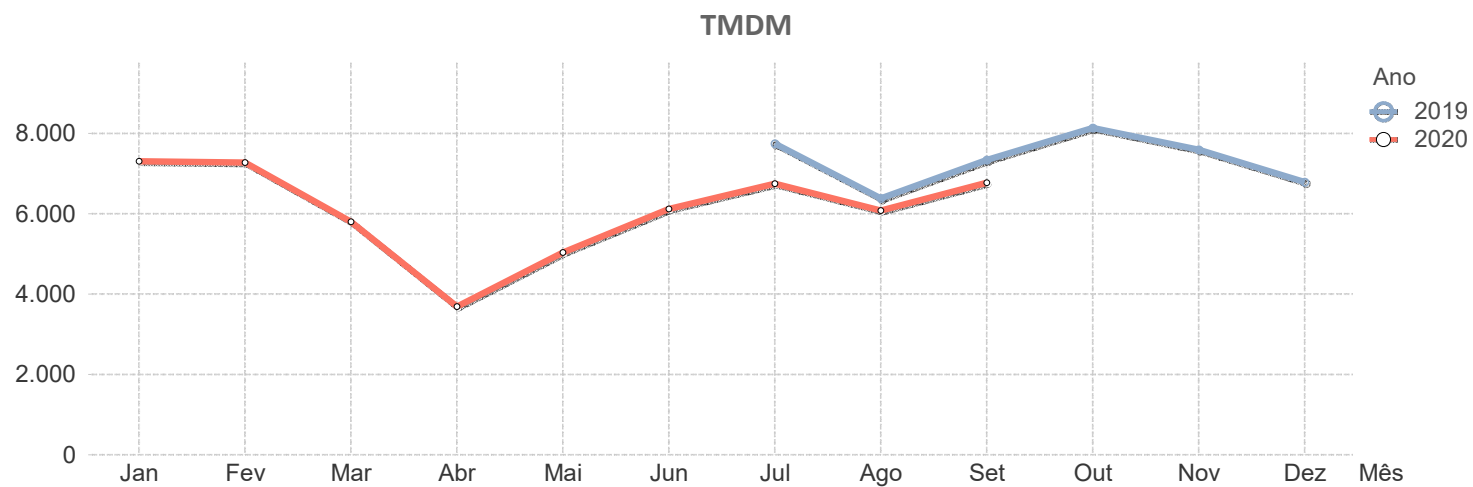
A11																
Sublanço	2019						2020									
	Jul	Ago	Set	Out	Nov	Dez	Jan	Fev	Mar	Abr	Mai	Jun	Jul	Ago	Set	
Apúlia (A28) – EN205	13.846	17.630	11.458	9.311	8.647	9.513	9.152	9.447	5.529	3.058	7.257	9.321	14.415	15.626	11.222	
EN205 – Barcelos	13.129	16.883	10.829	8.745	8.120	8.908	8.531	8.802	5.125	2.831	6.847	8.796	13.694	14.930	10.598	
Barcelos – Braga Oeste (A3/A11)	16.412	19.655	14.294	12.733	11.951	12.667	12.220	12.504	7.255	3.903	8.563	11.168	16.337	17.370	13.731	
Braga Oeste (A3/A11) – Braga (Ferreiros)	15.959	19.652	14.033	12.474	11.684	12.451	11.819	12.093	6.879	3.536	7.946	10.474	15.500	16.944	13.162	
Braga (Ferreiros) – Celeirós	33.569	34.682	32.829	32.532	30.927	30.878	30.219	30.335	17.897	9.223	16.231	22.337	26.123	30.327	28.194	
Celeirós – Guimarães Oeste	17.004	19.238	16.518	16.205	15.425	15.400	14.980	15.088	9.162	4.924	8.440	11.294	14.215	15.939	14.044	
Guimarães Oeste – Selho	23.420	26.240	21.876	20.868	19.822	20.336	19.469	19.829	12.163	6.569	11.384	14.917	18.730	21.096	18.226	
Calvos – Vizela	10.052	11.635	9.308	8.919	8.543	8.891	8.369	8.622	5.446	3.382	5.666	7.372	8.808	10.420	8.711	
Vizela – Felgueiras	10.322	11.718	9.622	9.242	8.895	9.128	8.719	8.960	5.740	3.609	5.922	7.655	9.094	10.638	9.064	
Felgueiras – Lousada	12.961	13.852	12.195	12.024	11.571	11.687	11.281	11.633	7.311	4.633	7.529	9.659	11.338	12.804	11.510	
Lousada – EN15	8.415	9.393	7.944	7.546	7.229	7.364	7.108	7.367	4.801	3.179	5.023	6.382	7.296	8.789	7.573	
EN15 – EN211	9.177	10.196	8.661	8.202	7.833	8.045	7.728	8.007	5.191	3.441	5.487	6.966	7.778	9.548	8.261	
EN211 – Castelões (A4/A11)	16.825	18.043	16.124	15.511	14.898	15.462	14.701	15.089	9.945	6.580	10.515	13.280	14.307	17.056	15.407	
Média Ponderada	14.879	17.221	13.635	12.710	12.046	12.429	11.982	12.224	7.379	4.155	7.787	10.213	13.454	15.067	12.480	



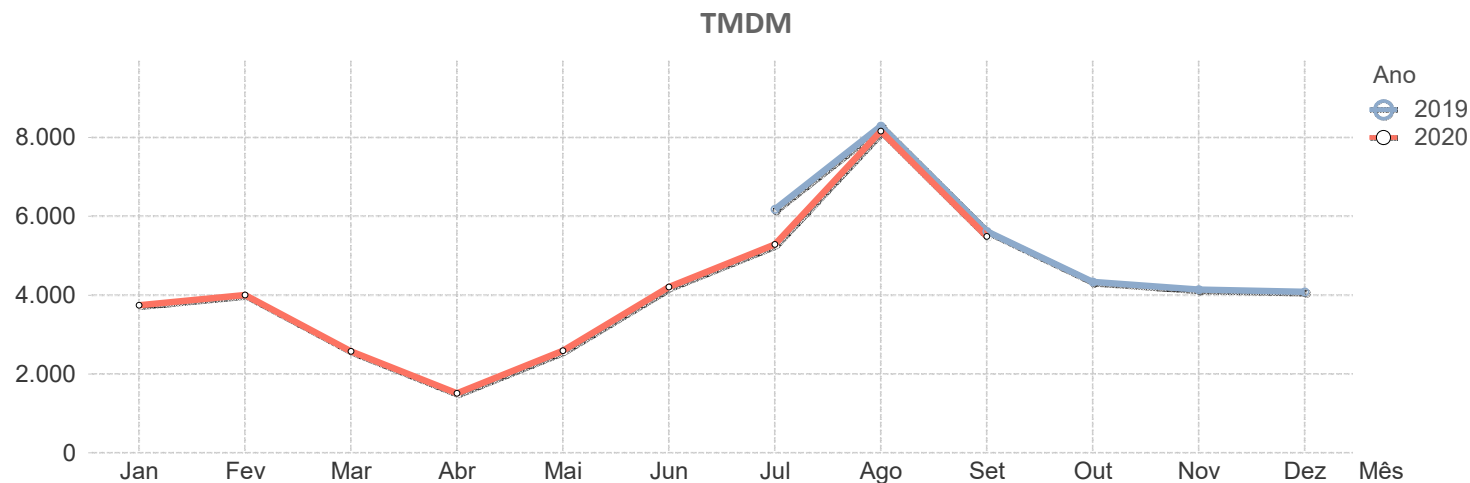
		A12														
		2019						2020								
Sublanço	..	Jul	Ago	Set	Out	Nov	Dez	Jan	Fev	Mar	Abr	Mai	Jun	Jul	Ago	Set
Ponte Vasco da Gama	..	75.345	71.936	72.832	68.901	65.641	67.789	64.652	65.282	42.031	21.707	37.227	53.610	63.043	64.430	64.054
Montijo (A12/A33) – Pinhal Novo	..	25.469	26.894	23.840	20.103	18.563	19.366	17.835	18.892	11.635	5.501	10.867	16.634	21.398	23.865	20.081
Pinhal Novo – A2/A12	..	25.007	26.657	23.318	19.515	17.923	18.678	17.217	18.346	11.347	5.464	10.774	16.478	21.206	23.750	19.693
A2/A12 – A12/Lig. Alto da Guerra	..	28.079	25.946	26.961	26.726	25.616	25.469	24.951	25.783	16.549	8.489	14.821	20.364	24.098	24.210	24.135
A12/Lig. Alto da Guerra – Setúbal	..	28.079	25.946	26.961	26.726	25.616	25.469	24.951	25.783	16.549	8.489	14.821	20.364	24.098	24.210	24.135
Média Ponderada	..	46.661	45.670	44.709	41.301	39.079	40.321	38.253	39.119	24.952	12.672	22.413	32.604	39.198	40.942	38.982



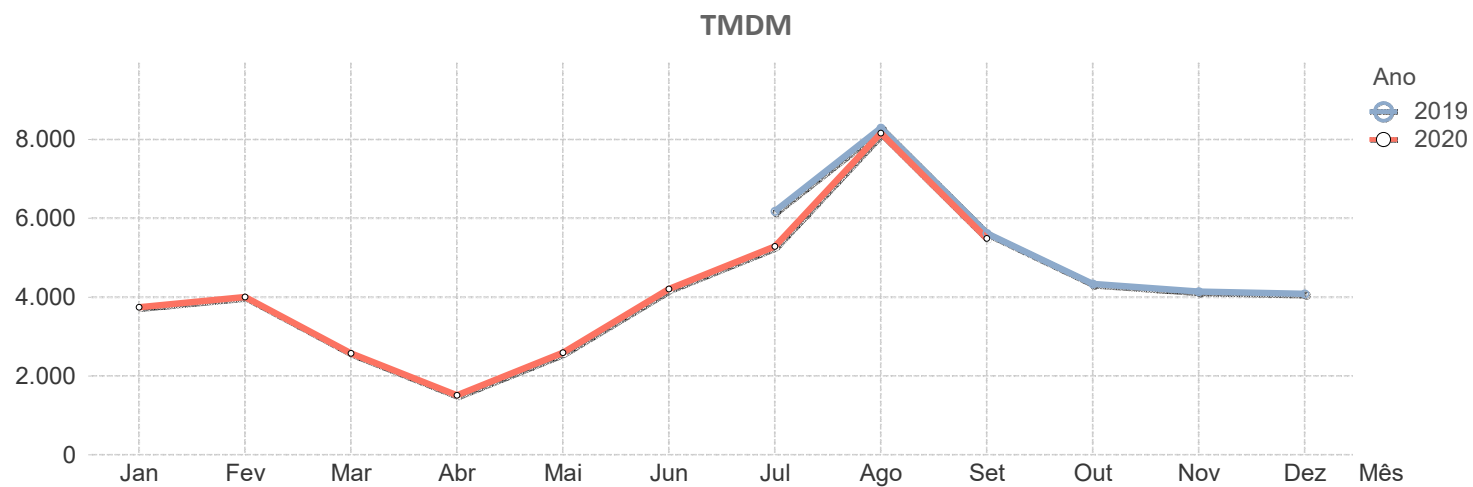
		A12-1														
		2019						2020								
Sublanço	..	Jul	Ago	Set	Out	Nov	Dez	Jan	Fev	Mar	Abr	Mai	Jun	Jul	Ago	Set
A12/Lig. Alto da Guerra – Alto da Guerra	..	9.188	7.631	8.756	9.613	9.032	8.213	8.698	8.686	6.782	4.271	5.942	7.295	8.050	7.283	8.114
Alto da Guerra – EN10	..	7.209	5.916	6.809	7.581	7.059	6.260	6.788	6.743	5.438	3.468	4.695	5.679	6.261	5.630	6.273
Média Ponderada		7.749	6.384	7.340	8.135	7.597	6.793	7.309	7.273	5.805	3.687	5.035	6.120	6.749	6.081	6.775



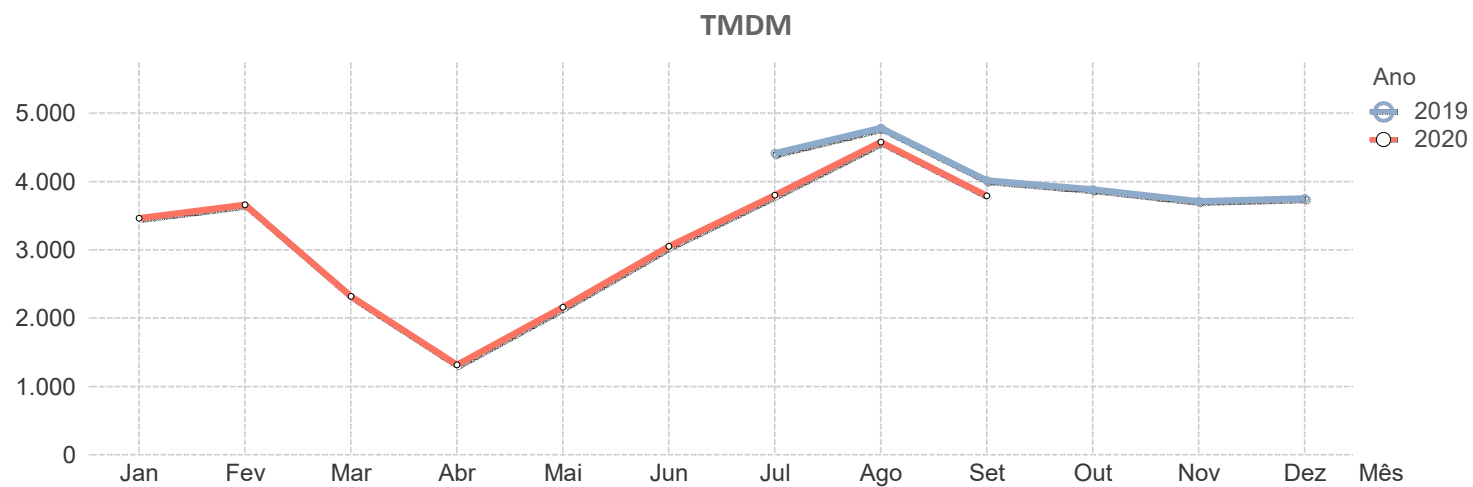
A13																
Sublanço	2019						2020									
	Jul	Ago	Set	Out	Nov	Dez	Jan	Fev	Mar	Abr	Mai	Jun	Jul	Ago	Set	
Marateca (A2/A6/A13) – Pegões	8.529	13.597	7.529	4.353	3.891	3.939	3.539	3.936	2.526	1.472	2.601	5.313	7.028	12.945	7.286	
Pegões – Stº. Estevão	8.559	13.629	7.552	4.366	3.920	3.948	3.554	3.969	2.564	1.515	2.616	5.305	7.035	12.969	7.321	
Stº. Estevão – A10/A13	8.880	13.854	7.915	4.828	4.370	4.351	3.946	4.358	2.827	1.704	2.878	5.594	7.314	13.204	7.651	
A10/A13 – Salvaterra Magos	5.150	8.128	4.790	3.155	3.091	3.005	2.648	2.798	1.790	1.067	1.847	3.493	4.532	8.480	4.987	
Salvaterra Magos – Almeirim (IC10)	5.055	8.041	4.714	3.140	3.045	2.971	2.626	2.773	1.764	1.030	1.785	3.408	4.430	8.389	4.900	
Atalaia (A13/A23) – Atalaia (EN110)	10.108	9.669	8.825	8.509	8.640	8.090	7.628	7.852	5.614	3.389	4.971	7.697	8.537	9.552	8.509	
Atalaia (EN110) – Asseiceira	7.689	7.762	6.847	6.508	6.495	6.275	5.787	6.174	4.086	2.494	4.299	5.747	6.835	7.916	6.682	
Asseiceira – Santa Cita (EN110)	8.030	8.037	7.185	6.879	6.836	6.560	6.110	6.496	4.324	2.652	4.475	5.971	7.075	8.120	6.956	
Santa Cita (EN110) – Vale Donas	7.704	7.931	7.113	6.845	6.856	6.483	6.182	6.572	4.670	3.081	4.899	6.300	7.390	8.273	7.165	
Vale Donas – A13/IC9	6.191	6.590	5.547	5.177	5.121	4.917	4.585	4.901	3.516	2.375	3.809	4.961	5.900	6.900	5.636	
A13/IC9 – Alviobeira	5.395	5.860	4.833	4.416	4.342	4.211	3.831	4.155	2.821	1.780	3.035	4.108	4.879	6.001	4.767	
Alviobeira – Pias	3.770	4.123	3.339	3.051	2.981	2.897	2.608	2.809	1.812	1.055	1.895	2.664	3.228	4.143	3.232	
Pias – Cabaços	3.820	4.188	3.383	3.111	3.038	2.943	2.654	2.855	1.847	1.083	1.915	2.702	3.251	4.187	3.268	
Cabaços – Alvaiázere	3.735	4.119	3.311	3.013	2.938	2.847	2.562	2.783	1.780	1.037	1.851	2.638	3.185	4.155	3.211	
Alvaiázere – Avelar Sul (A13/IC8)	3.949	4.351	3.520	3.265	3.159	3.061	2.768	3.002	1.894	1.068	1.917	2.769	3.383	4.382	3.428	
Avelar Sul (A13/IC8) – Avelar Norte / Penela	6.577	7.061	6.189	5.933	5.717	5.816	5.605	5.740	3.430	1.889	3.189	4.522	5.526	6.567	5.729	
Avelar Norte / Penela – A13/EN342	6.759	7.181	6.399	6.184	5.990	5.998	5.585	5.836	3.661	2.024	3.369	4.718	5.732	6.730	5.933	
A13/EN342 – Almalaguês (A13/A13-1)	7.437	7.658	7.008	6.949	6.682	6.749	6.316	6.593	4.064	2.213	3.756	5.241	6.345	7.213	6.522	



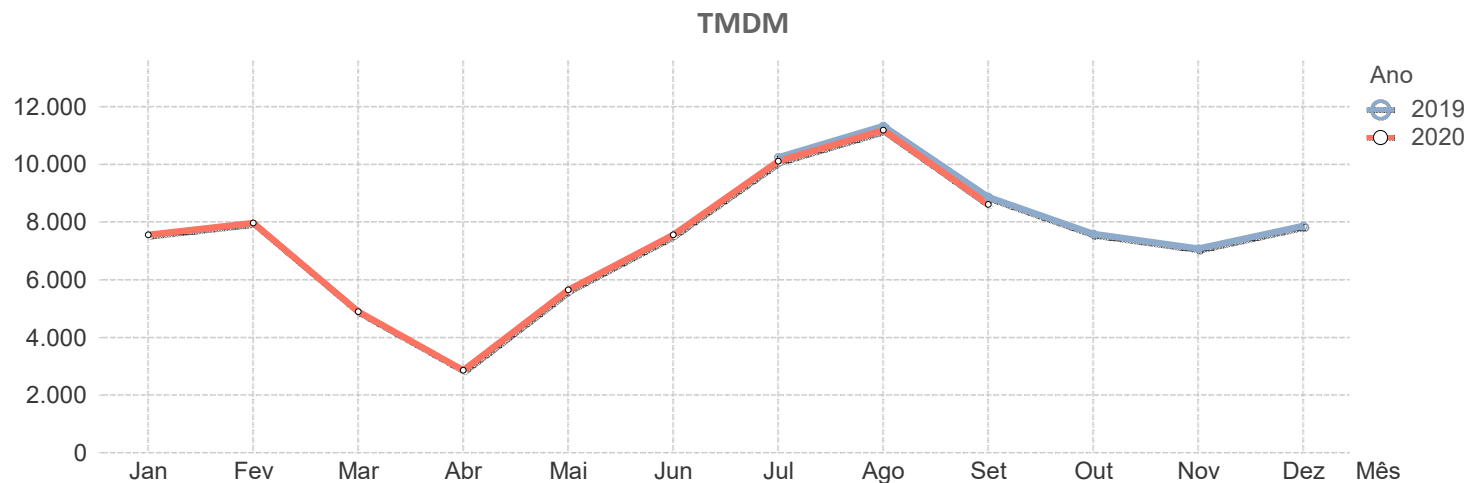
		A13														
		2019						2020								
Sublanço	..	Jul	Ago	Set	Out	Nov	Dez	Jan	Fev	Mar	Abr	Mai	Jun	Jul	Ago	Set
Almalaguês (A13/A13-1) – Coimbra Sul	..	3.502	3.399	3.532	3.593	3.469	3.507	3.332	3.402	2.049	1.090	1.899	2.557	3.002	3.122	3.196
Média Ponderada		6.181	8.293	5.620	4.335	4.146	4.090	3.746	4.005	2.575	1.515	2.589	4.210	5.292	8.164	5.493



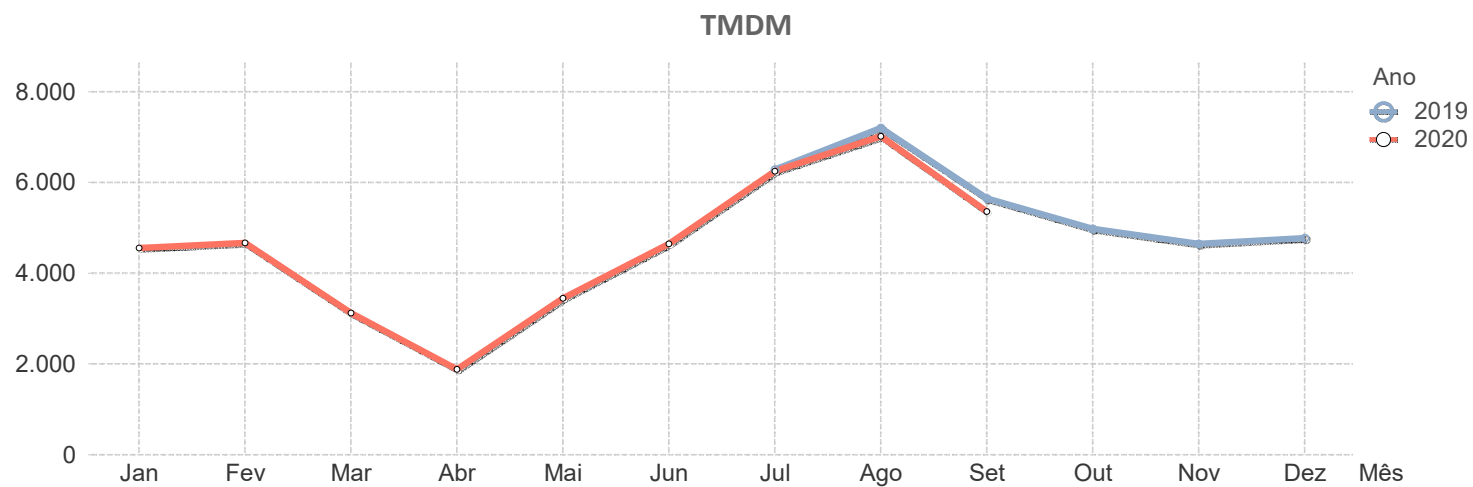
		A13-1														
		2019						2020								
Sublanço	..	Jul	Ago	Set	Out	Nov	Dez	Jan	Fev	Mar	Abr	Mai	Jun	Jul	Ago	Set
Almalaguês (A13/A13-1) – Almalaguês (A...	..	4.460	4.803	4.090	3.964	3.795	3.826	3.535	3.727	2.370	1.350	2.195	3.093	3.851	4.605	3.847
Almalaguês (A13-1/EN110) – Condeixa (A...	..	4.409	4.782	4.000	3.870	3.697	3.743	3.449	3.649	2.308	1.309	2.152	3.045	3.792	4.576	3.783
Média Ponderada		4.418	4.786	4.015	3.886	3.714	3.757	3.464	3.662	2.319	1.316	2.159	3.053	3.802	4.581	3.794



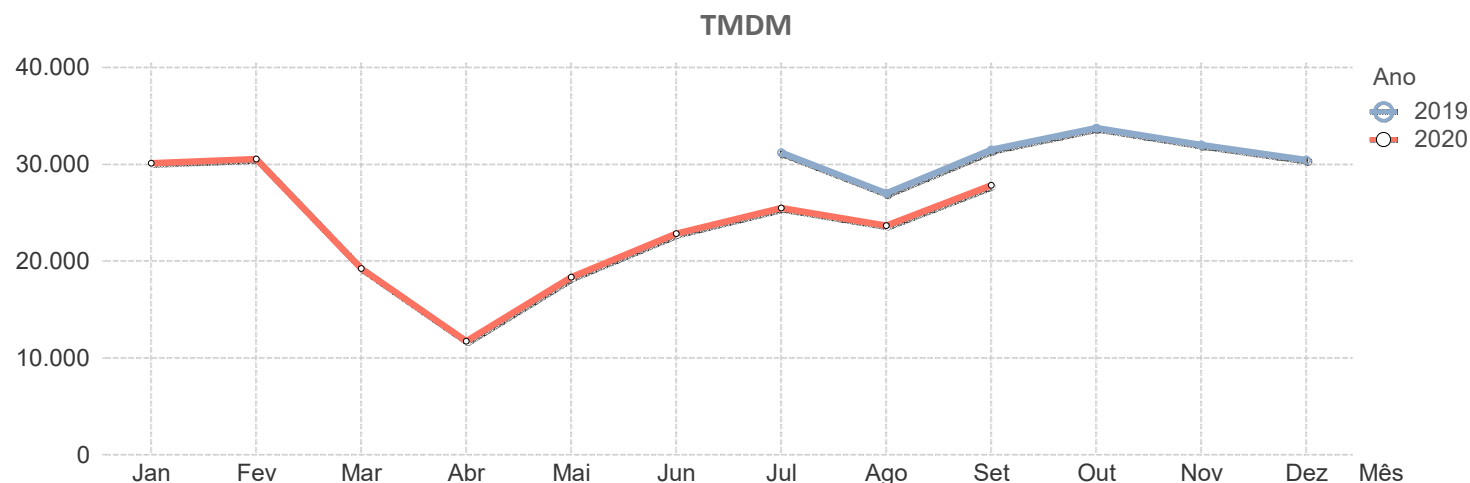
A14																
Sublanço	2019						2020									
	Jul	Ago	Set	Out	Nov	Dez	Jan	Fev	Mar	Abr	Mai	Jun	Jul	Ago	Set	
Figueira da Foz – Zona Portuária	18.513	20.342	16.176	14.011	13.028	13.594	13.581	14.266	9.195	5.438	10.690	13.946	18.264	20.054	15.310	
Zona Portuária – Vila Verde	18.513	20.342	16.176	14.011	13.028	13.594	13.581	14.266	9.195	5.438	10.690	13.946	18.264	20.054	15.310	
Vila Verde – A14/A17	18.250	20.064	15.922	13.715	12.750	13.363	13.232	13.915	8.531	5.042	10.323	13.643	17.906	19.714	15.081	
A14/A17 – Santa Eulália	16.518	18.116	14.637	12.518	11.668	12.295	12.226	12.808	8.022	4.847	9.851	12.819	16.741	17.909	13.957	
Santa Eulália – Montemor-o-Velho	5.791	6.607	4.730	3.830	3.513	4.123	3.914	4.191	2.432	1.393	2.960	4.088	5.818	6.643	4.753	
Montemor-o-Velho – EN 335	5.960	6.689	4.930	4.050	3.737	4.574	4.261	4.527	2.677	1.501	3.070	4.227	5.957	6.747	5.036	
EN 335 – Ançã	6.191	6.982	5.201	4.317	4.034	5.022	4.599	4.859	2.917	1.672	3.284	4.480	6.267	7.105	5.363	
Ançã – Coimbra Norte	10.044	10.724	8.685	7.845	7.430	8.546	7.917	8.271	5.160	3.020	5.259	7.135	9.426	10.323	8.513	
Coimbra Norte – Zombaria	20.419	22.837	19.005	17.598	16.480	16.657	15.388	16.733	9.926	5.188	9.536	13.615	17.032	20.184	16.623	
Média Ponderada	10.249	11.333	8.868	7.594	7.078	7.868	7.555	7.968	4.901	2.860	5.654	7.558	10.115	11.187	8.620	



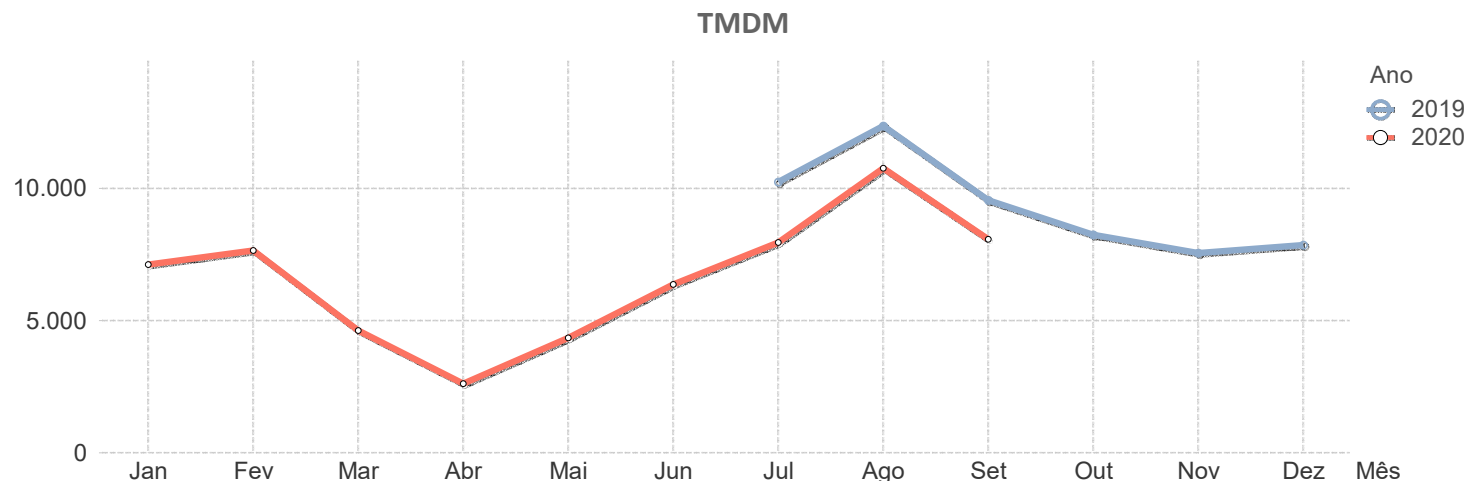
		A15														
		2019						2020								
Sublanço	..	Jul	Ago	Set	Out	Nov	Dez	Jan	Fev	Mar	Abr	Mai	Jun	Jul	Ago	Set
Arnóia – A-dos-Negros	..	7.985	9.324	7.135	6.135	5.570	5.791	5.578	5.790	3.901	2.555	4.635	6.052	8.245	9.157	6.906
A-dos-Negros – A-dos-Francos	..	6.563	7.746	5.852	4.973	4.589	4.826	4.527	4.678	3.108	1.878	3.642	4.901	6.723	7.639	5.634
A-dos-Francos – Rio Maior Oeste	..	5.350	6.378	4.713	3.959	3.673	3.842	3.621	3.727	2.493	1.532	2.904	3.954	5.506	6.366	4.592
Rio Maior Oeste – Rio Maior Este	..	5.076	5.942	4.468	3.830	3.558	3.604	3.458	3.543	2.411	1.521	2.706	3.669	5.027	5.730	4.233
Rio Maior Este – Malaqueijo	..	6.257	6.930	5.691	5.219	4.945	5.003	4.825	4.893	3.301	1.952	3.427	4.620	6.059	6.682	5.335
Malaqueijo – Santarém (A1/A15)	..	6.305	6.972	5.752	5.282	4.989	5.060	4.838	4.926	3.279	1.895	3.382	4.602	6.026	6.685	5.341
Média Ponderada	..	6.284	7.201	5.648	4.980	4.646	4.778	4.555	4.667	3.124	1.885	3.449	4.647	6.252	7.018	5.363



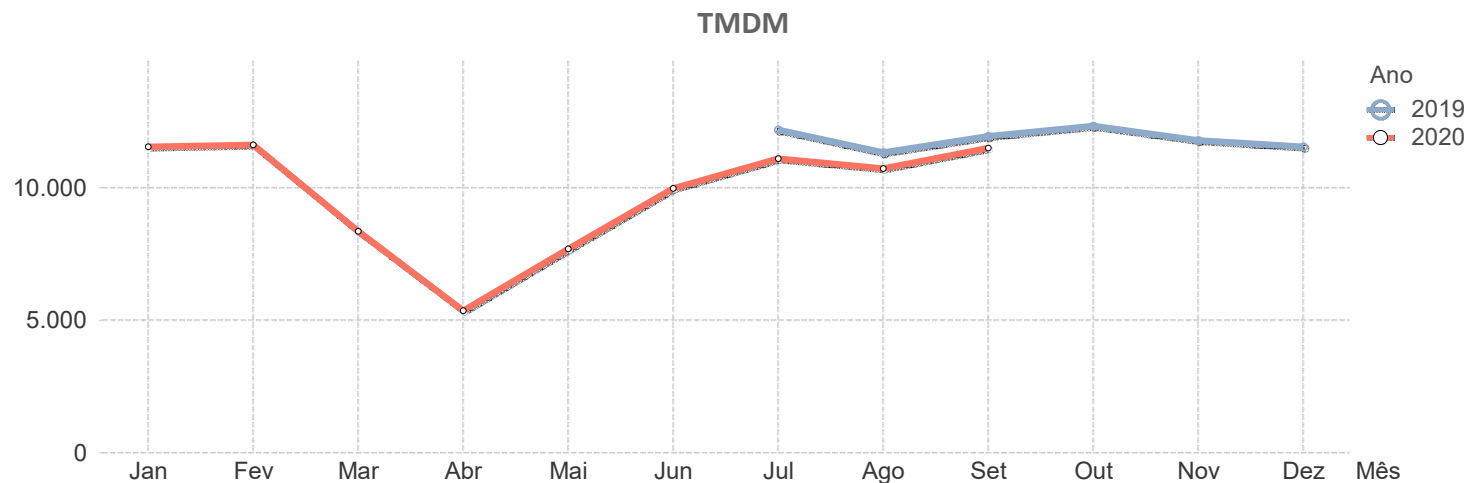
		A16														
		2019						2020								
Sublanço	..	Jul	Ago	Set	Out	Nov	Dez	Jan	Fev	Mar	Abr	Mai	Jun	Jul	Ago	Set
A5 – Alcabideche	..	54.421	48.098	53.864	62.269	54.190	50.639	50.124	50.484	33.162	19.955	31.739	41.116	44.926	41.844	49.430
Alcabideche – AKI	..	49.289	44.217	48.624	56.922	48.777	46.359	45.255	45.464	29.880	17.984	28.599	37.000	40.689	38.463	44.606
AKI – Centro Comercial	..	47.814	43.134	47.050	55.755	47.658	45.080	44.125	44.340	28.993	17.453	27.747	35.990	39.472	37.526	43.179
Centro Comercial – Alcoitão	..	35.423	33.060	35.479	34.187	34.688	34.981	33.298	33.996	21.722	12.680	20.917	26.587	28.437	28.498	32.206
Alcoitão – Linhó	..	50.691	45.743	50.103	48.107	50.531	47.787	46.412	47.201	30.593	17.857	29.458	37.989	40.688	39.418	45.466
Linhó – Ranholas	..	22.562	19.810	22.923	24.389	22.899	23.168	21.763	21.772	13.271	6.952	11.690	15.221	17.221	15.883	18.643
Ranholas – Sintra	..	61.692	55.245	63.946	59.539	61.493	55.206	56.658	58.932	34.784	26.147	41.002	49.353	54.635	51.099	56.776
Sintra – Lourel	..	53.974	47.352	53.672	63.294	53.559	51.294	50.330	51.916	36.462	24.025	36.110	42.534	46.420	42.961	48.813
Lourel – Sacotes	..	14.848	11.958	15.190	17.967	15.315	15.065	15.233	15.558	9.587	4.857	7.695	9.710	12.015	10.540	13.213
Sacotes – Telhal	..	13.839	10.991	14.277	15.845	15.042	14.527	14.531	14.462	8.899	4.519	7.150	9.117	10.483	9.379	11.837
Telhal – Mira Sintra	..	18.184	14.562	18.326	21.193	20.157	20.822	19.999	20.139	12.650	7.921	10.966	12.201	14.198	12.705	16.155
Mira Sintra – Cacém	..	23.349	18.833	22.972	26.157	25.742	23.822	24.245	24.364	16.003	10.015	13.871	16.583	18.760	16.749	21.420
Cacém – Idanha	..	24.290	19.452	24.300	27.985	27.489	25.047	25.738	24.741	15.776	7.412	11.453	15.295	18.328	17.085	21.605
Idanha – CREL	..	20.105	15.283	20.432	23.276	22.422	21.856	22.056	21.907	13.383	6.292	9.720	12.806	14.175	13.237	17.260
Média Ponderada		31.228	27.021	31.517	33.760	32.011	30.464	30.141	30.549	19.256	11.739	18.349	22.848	25.482	23.684	27.844



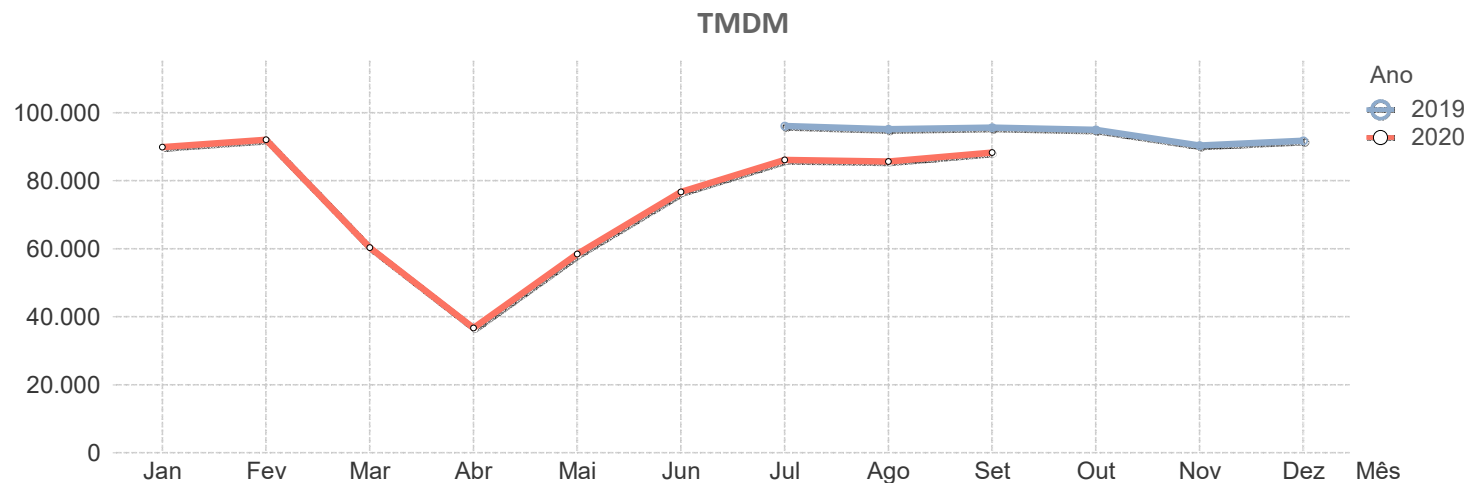
A17																
Sublanço	2019						2020									
	Jul	Ago	Set	Out	Nov	Dez	Jan	Fev	Mar	Abr	Mai	Jun	Jul	Ago	Set	
A8/17 – Leiria Norte	8.731	10.696	8.143	7.053	6.398	6.698	6.006	6.484	3.775	1.999	3.507	5.415	6.709	9.271	6.783	
Leiria Norte – Monte Real	10.305	12.225	9.618	8.484	7.744	8.164	7.380	7.879	4.719	2.526	4.356	6.534	8.022	10.612	8.101	
Monte Real – Monte Redondo	9.950	11.895	9.251	8.115	7.411	7.822	7.016	7.510	4.440	2.345	4.105	6.208	7.642	10.303	7.752	
Monte Redondo – Guia	9.846	11.829	9.120	7.957	7.262	7.625	6.844	7.331	4.345	2.295	4.023	6.112	7.564	10.243	7.656	
Guia – Louriçal	9.558	11.516	8.833	7.647	6.966	7.318	6.547	7.032	4.153	2.178	3.867	5.917	7.301	9.994	7.419	
Louriçal – Marinha das Ondas	9.094	11.297	8.399	7.088	6.433	6.826	6.056	6.547	3.809	1.965	3.552	5.534	6.917	9.911	7.093	
Marinha das Ondas – A14/A17	8.756	10.952	8.067	6.766	6.123	6.520	5.783	6.240	3.612	1.869	3.344	5.216	6.570	9.562	6.791	
A14/A17 – Quiaios	7.814	9.788	7.303	6.114	5.488	5.735	5.149	5.561	3.222	1.692	2.970	4.614	5.865	8.510	6.057	
Quiaios – Tocha	9.143	11.229	8.543	7.222	6.449	6.766	6.117	6.702	3.973	2.243	3.717	5.553	6.979	9.738	7.142	
Tocha – Mira	9.408	11.522	8.785	7.482	6.699	7.023	6.370	6.949	4.157	2.355	3.864	5.732	7.225	10.033	7.375	
Mira – Mira PV	9.915	11.929	9.286	7.918	7.122	7.454	6.821	7.392	4.470	2.559	4.165	6.095	7.677	10.412	7.797	
Mira PV – Ponte de Vagos	11.319	13.859	10.391	8.884	8.159	8.545	7.760	8.259	5.020	2.901	4.754	6.793	8.905	12.031	8.771	
Ponte de Vagos – Vagos	14.124	16.444	13.287	11.855	11.510	11.106	10.114	11.201	6.994	4.301	6.643	9.030	11.303	14.319	11.411	
Vagos – Ilhavo	14.403	16.846	13.303	11.813	11.078	11.454	10.626	11.100	7.121	4.372	6.765	9.199	11.690	14.695	11.603	
Ilhavo – Aveiro Sul	19.997	21.513	19.247	17.610	17.413	16.685	16.115	16.730	10.314	6.330	9.801	13.330	16.410	18.780	16.712	
Aveiro Sul – S. Bernardo	15.270	17.603	14.588	12.951	12.128	12.380	11.479	11.992	7.889	5.091	7.686	10.153	12.659	15.364	12.599	
S. Bernardo – Aveiro Nascente (A17/A25)	16.437	18.985	15.510	14.198	13.249	13.615	12.946	13.545	9.458	6.100	9.212	12.175	13.741	16.971	13.726	
Média Ponderada	10.238	12.360	9.547	8.251	7.561	7.856	7.124	7.657	4.628	2.613	4.342	6.370	7.960	10.763	8.073	



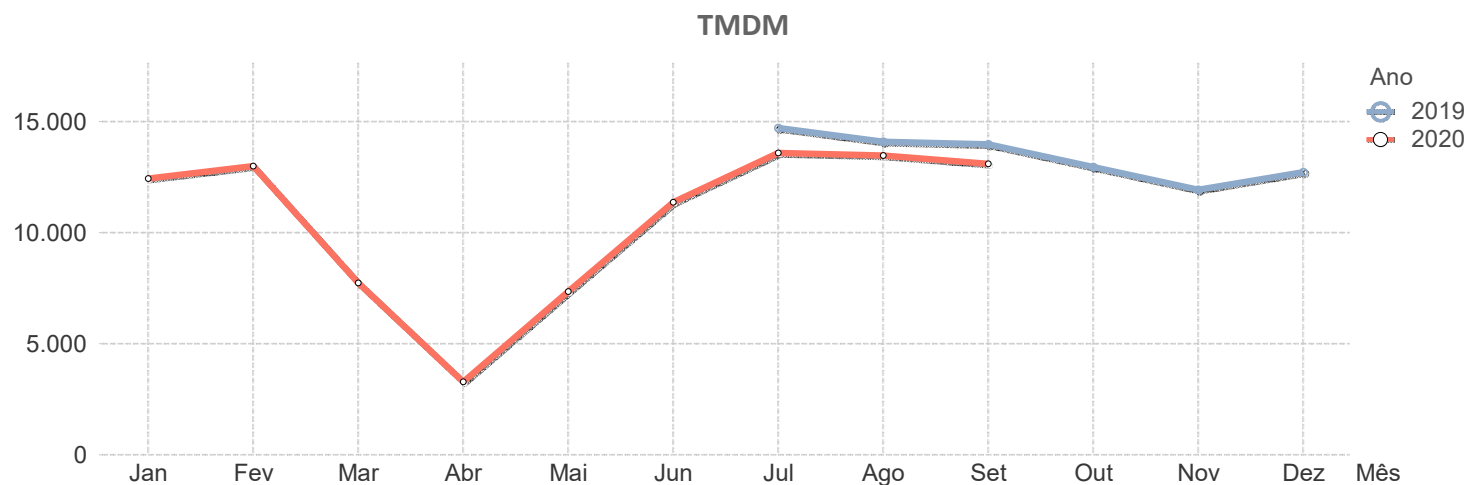
		A19														
		2019						2020								
Sublanço	..	Jul	Ago	Set	Out	Nov	Dez	Jan	Fev	Mar	Abr	Mai	Jun	Jul	Ago	Set
São Jorge – Batalha	..	5.288	4.598	4.990	5.255	4.943	4.821	4.839	4.853	3.740	2.434	3.267	4.208	4.751	4.374	4.886
Batalha – Azóia	..	6.251	5.590	5.957	6.257	6.008	5.740	5.701	5.713	4.251	2.728	3.766	4.841	5.471	5.180	5.716
Azóia – Leiria Sul (A8/A19)	..	5.386	4.769	5.119	5.364	5.132	4.945	4.932	4.933	3.725	2.395	3.273	4.194	4.728	4.451	4.947
Leiria Sul (A8/A19) – CIL	..	38.359	36.813	38.212	39.044	37.632	37.436	36.604	36.757	25.342	15.774	23.857	31.145	34.172	33.894	35.672
CIL – Barosa (A19/EN242)	..	41.333	39.743	41.409	42.466	40.746	40.382	40.398	40.776	28.298	18.015	26.414	34.802	38.418	37.929	39.817
Barosa (A19/EN242) – Gândara (EN109)	..	50.206	48.086	50.271	50.867	48.461	47.562	48.380	48.949	34.726	22.747	33.605	43.099	47.654	46.422	48.671
Média Ponderada	..	12.175	11.323	11.937	12.322	11.775	11.538	11.536	11.612	8.357	5.365	7.684	9.972	11.098	10.715	11.485



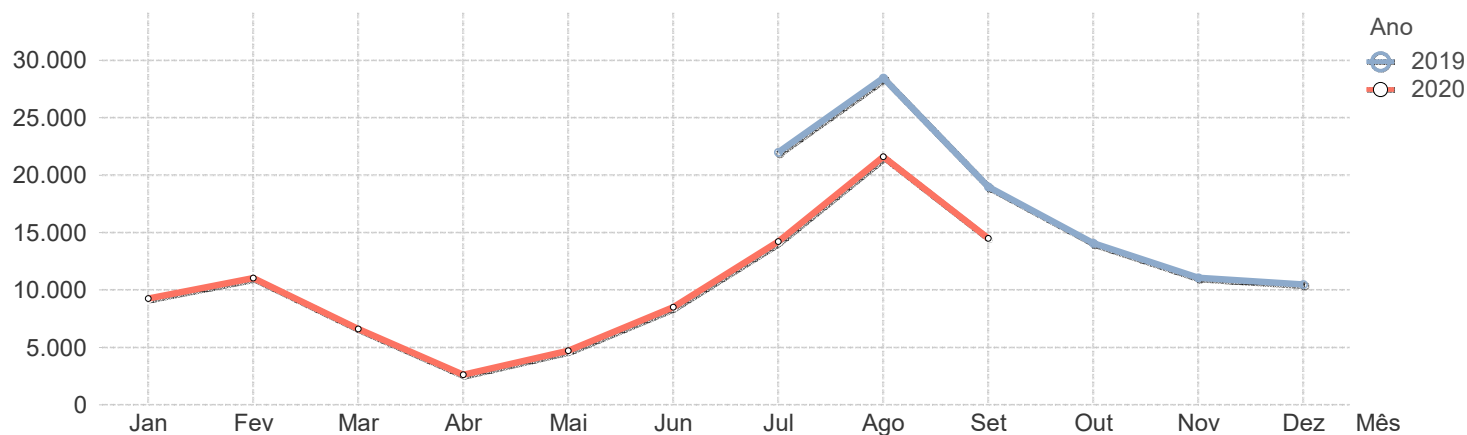
		A20														
		2019						2020								
Sublanço	..	Jul	Ago	Set	Out	Nov	Dez	Jan	Fev	Mar	Abr	Mai	Jun	Jul	Ago	Set
A1/IC2 – Carvalhos	..	39.271	40.500	41.650	40.937	38.529	39.915	38.080	38.888	24.787	16.689	19.352	27.220	31.639	38.695	35.718
Carvalhos – A20/A32	..	39.271	40.500	41.650	40.937	38.529	39.915	38.080	38.888	24.787	16.689	19.352	27.220	31.639	38.695	35.718
A20/A32 – S. Lourenço	..	39.271	40.500	41.650	40.937	38.529	39.915	38.080	38.888	24.787	16.689	19.352	27.220	31.639	38.695	35.718
S. Lourenço – EN 222	..	55.042	57.182	54.647	53.673	50.607	52.149	49.234	50.264	32.041	18.601	29.902	40.040	47.700	51.414	48.941
EN 222 – Freixo Sul	..	68.835	69.938	68.337	66.964	63.284	64.658	61.781	63.372	41.038	24.283	38.795	51.284	60.618	63.285	61.624
Freixo Sul – Freixo Norte	..	N/D	N/D	N/D	N/D	N/D	N/D	N/D	N/D	N/D	N/D	N/D	N/D	N/D	N/D	N/D
Freixo Norte – Campanhã	..	123.951	120.152	121.843	121.430	116.098	118.729	113.516	117.024	77.020	46.205	75.375	98.698	115.485	113.320	114.383
Campanhã – Mercado Abastecedor	..	123.951	120.152	121.843	121.430	116.098	118.729	113.516	117.024	77.020	46.205	75.375	98.698	115.485	113.320	114.383
Mercado Abastecedor – Antas	..	131.047	128.204	130.076	128.579	123.068	125.857	118.529	121.181	80.037	48.568	78.880	104.681	123.087	118.236	122.254
Antas – A3/A20	..	150.728	147.459	149.612	147.891	141.552	144.759	139.941	143.068	94.491	57.339	93.131	123.568	136.347	131.317	136.805
A3/A20 – Paranhos	..	146.168	142.682	145.222	146.220	139.631	142.695	146.989	150.264	99.244	60.222	97.817	129.790	131.185	123.554	137.062
Paranhos – Ameal (EN12/EN14)	..	147.074	143.145	146.125	147.132	140.501	143.587	148.892	152.212	100.529	61.000	99.081	131.473	132.878	125.006	138.837
Ameal (EN12/EN14) – Regado	..	N/D	N/D	N/D	N/D	N/D	N/D	N/D	N/D	N/D	N/D	N/D	N/D	N/D	N/D	N/D
Regado – Francos	..	142.465	139.374	141.410	142.074	134.847	132.497	134.733	137.851	91.263	57.096	93.501	116.920	127.567	120.155	132.781
Média Ponderada	..	96.081	95.162	95.603	94.980	90.313	91.765	89.889	92.087	60.336	36.723	58.490	76.737	86.124	85.654	88.253



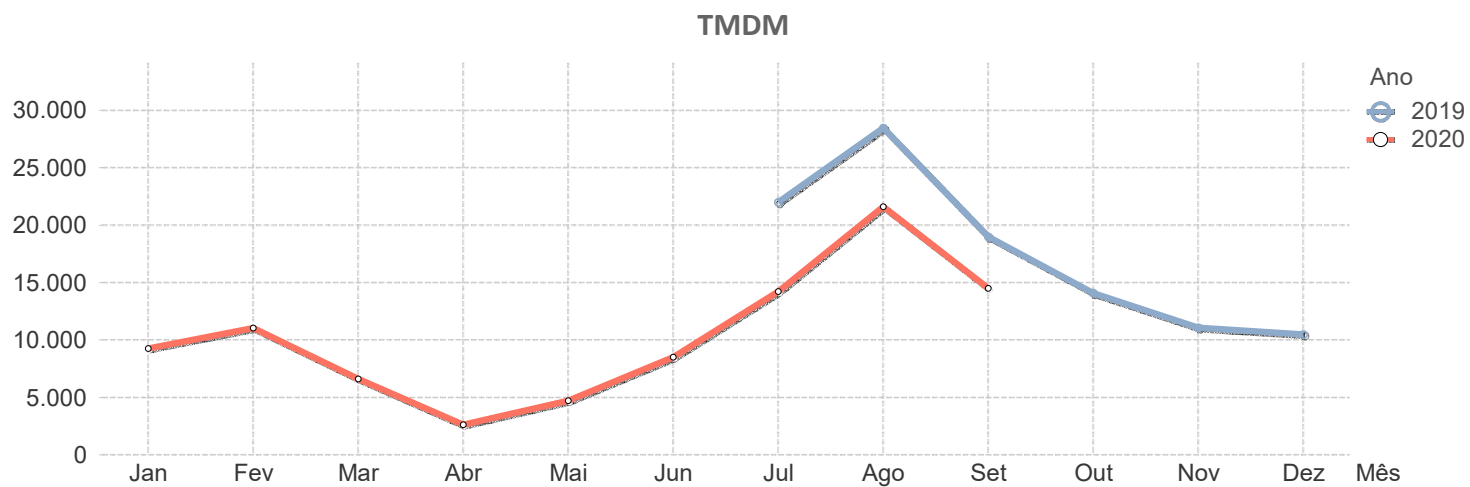
		A21														
		2019						2020								
Sublanço	..	Jul	Ago	Set	Out	Nov	Dez	Jan	Fev	Mar	Abr	Mai	Jun	Jul	Ago	Set
Ericeira – Mafra Oeste	..	10.545	10.625	9.907	8.421	7.642	8.420	8.244	8.695	4.931	2.051	5.382	8.382	10.356	10.382	9.591
Mafra Oeste – Mafra Este	..	10.066	10.007	9.371	8.152	7.373	8.220	7.957	8.495	4.797	1.980	5.172	7.920	9.802	9.858	8.954
Mafra Este – Malveira	..	19.075	17.733	18.414	17.312	16.195	16.940	16.627	17.291	10.466	4.481	9.369	14.522	17.097	16.793	16.853
Malveira – Venda do Pinheiro (A8/A21)	..	23.565	21.905	22.482	22.709	20.945	21.767	21.272	21.874	13.646	5.948	11.546	17.897	20.674	20.216	20.875
Média Ponderada	..	14.710	14.095	13.975	12.956	11.929	12.728	12.436	12.995	7.736	3.290	7.346	11.365	13.595	13.467	13.095



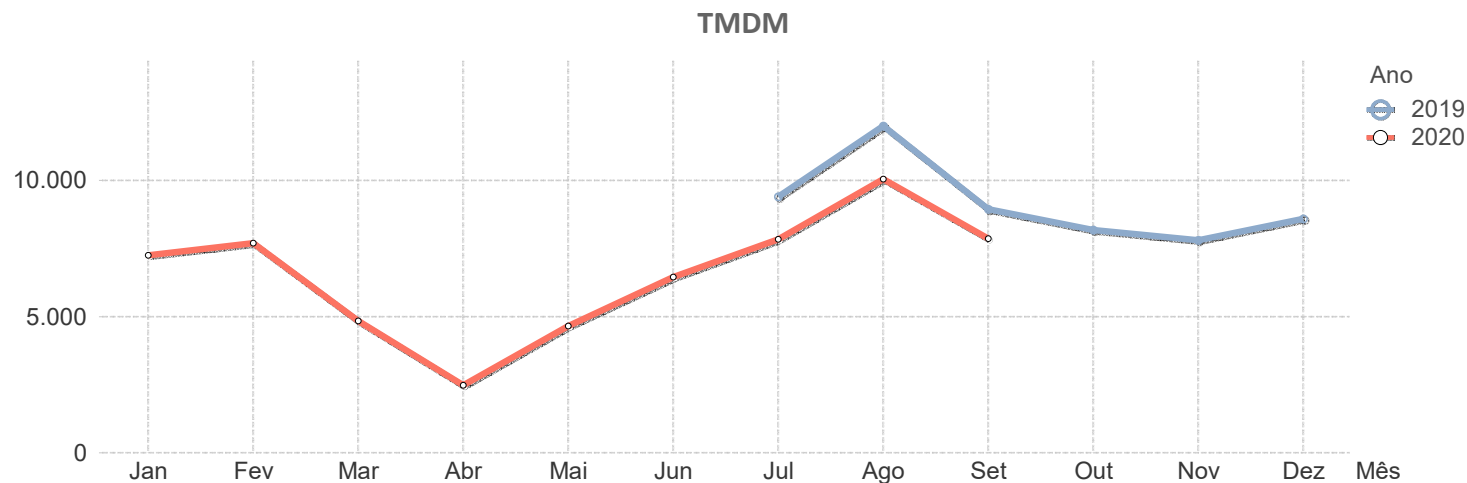
		A22														
		2019						2020								
Sublanço	..	Jul	Ago	Set	Out	Nov	Dez	Jan	Fev	Mar	Abr	Mai	Jun	Jul	Ago	Set
Bensafrim – Lagos		6.323	7.531	5.942	5.005	4.202	3.942	3.611	4.093	2.750	1.544	2.715	3.867	5.210	6.731	5.481
Lagos – Odeáxere		12.689	16.284	11.543	8.786	6.226	5.418	4.893	5.883	3.667	1.528	2.900	4.892	7.813	12.458	8.848
Odeáxere – Mexilhoeira		13.816	18.292	12.427	9.219	6.273	5.425	4.821	5.973	3.602	1.267	2.541	4.737	8.199	13.431	9.219
Mexilhoeira – Alvor		14.842	19.015	13.759	10.222	7.209	5.945	5.373	6.591	3.954	1.463	2.847	5.238	9.009	14.577	10.056
Alvor – Portimão		15.071	19.533	13.853	10.212	7.008	5.877	5.500	6.685	4.061	1.521	2.933	5.326	9.100	14.800	10.067
Portimão – Lagoa (Silves)		20.874	27.360	18.607	13.319	9.658	8.375	7.735	9.339	5.543	2.033	4.009	7.730	12.826	21.016	13.917
Lagoa (Silves) – Alcantarilha		26.586	34.284	23.505	17.750	13.352	11.814	10.892	12.960	7.766	2.955	5.548	10.337	16.460	25.920	17.752
Alcantarilha – Algoz		29.294	38.088	25.949	19.307	14.538	12.902	11.978	14.336	8.710	3.455	6.356	11.688	18.608	29.542	19.896
Algoz – Guia		29.485	38.704	26.012	19.155	14.342	12.779	11.664	14.067	8.466	3.233	6.064	11.464	18.463	29.715	19.723
Guia – A2/A22		35.548	45.454	30.889	22.565	17.351	15.985	14.431	16.351	10.355	4.125	7.722	15.000	23.033	36.282	23.782
A2/A22 – Boliqueime		35.034	44.019	30.513	23.330	18.507	17.488	15.382	18.463	11.207	4.659	8.483	15.294	22.614	33.791	23.355
Boliqueime – Loulé		39.998	47.772	35.629	28.617	22.725	21.162	19.147	22.444	14.064	6.279	10.455	17.683	25.711	35.968	26.921
Loulé – Faro (Aeroporto)		36.152	43.126	31.888	25.217	19.739	18.621	16.353	19.413	11.969	4.987	8.393	14.918	22.586	32.146	23.629
Faro (Aeroporto) – Faro (Estói)		21.891	28.013	18.023	13.729	11.992	11.904	10.417	12.254	7.548	3.717	6.054	10.308	15.783	22.364	15.026
Faro (Estói) – Olhão		19.107	25.751	15.734	10.993	9.104	9.265	7.774	9.489	5.480	2.218	3.989	7.529	13.179	19.946	12.459
Olhão – Tavira		18.419	24.877	15.209	10.592	8.794	8.959	7.539	9.099	5.210	1.985	3.605	6.784	12.508	18.975	11.803
Tavira – Monte Gordo		12.975	18.334	10.404	6.865	5.766	6.245	5.089	6.122	3.365	1.179	2.043	3.706	8.470	13.258	7.760
Monte Gordo – Castro Marim		14.403	19.942	11.857	8.372	7.427	7.831	6.537	7.976	4.274	1.379	2.184	3.163	9.586	13.878	8.665

TMDM


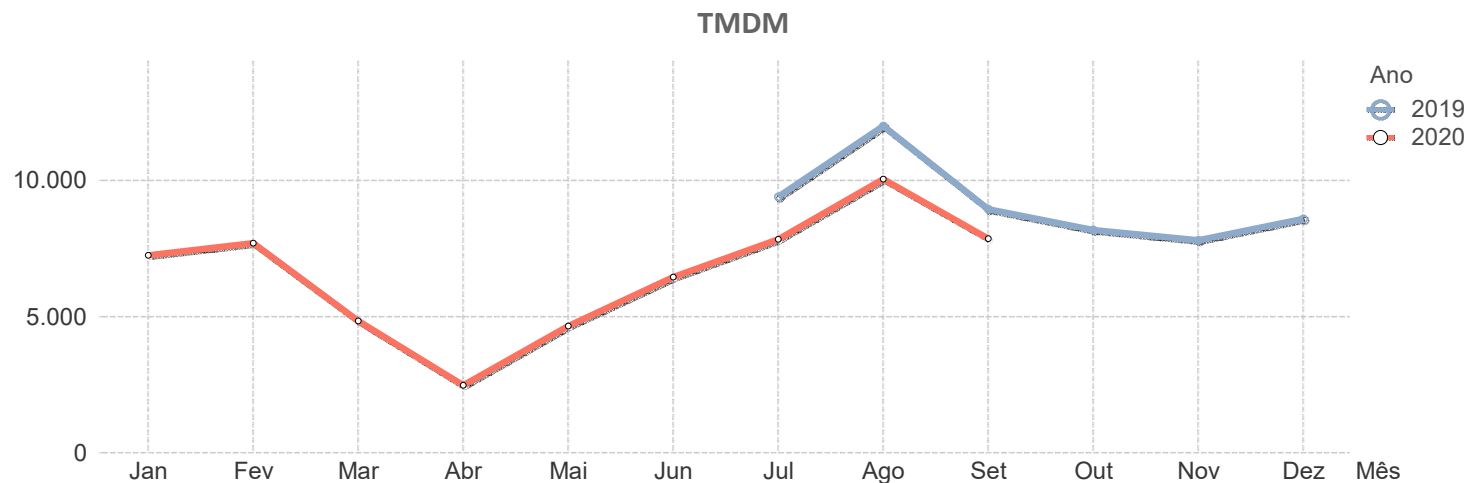
		A22														
		2019						2020								
Sublanço	..	Jul	Ago	Set	Out	Nov	Dez	Jan	Fev	Mar	Abr	Mai	Jun	Jul	Ago	Set
Castro Marim – Ponte Internacional do G...	..	15.122	19.963	11.179	8.832	7.140	7.847	7.158	8.153	4.368	105	1.050	1.412	9.982	13.864	9.414
Média Ponderada		22.001	28.461	18.993	14.092	11.071	10.495	9.255	11.047	6.609	2.633	4.715	8.501	14.232	21.618	14.496



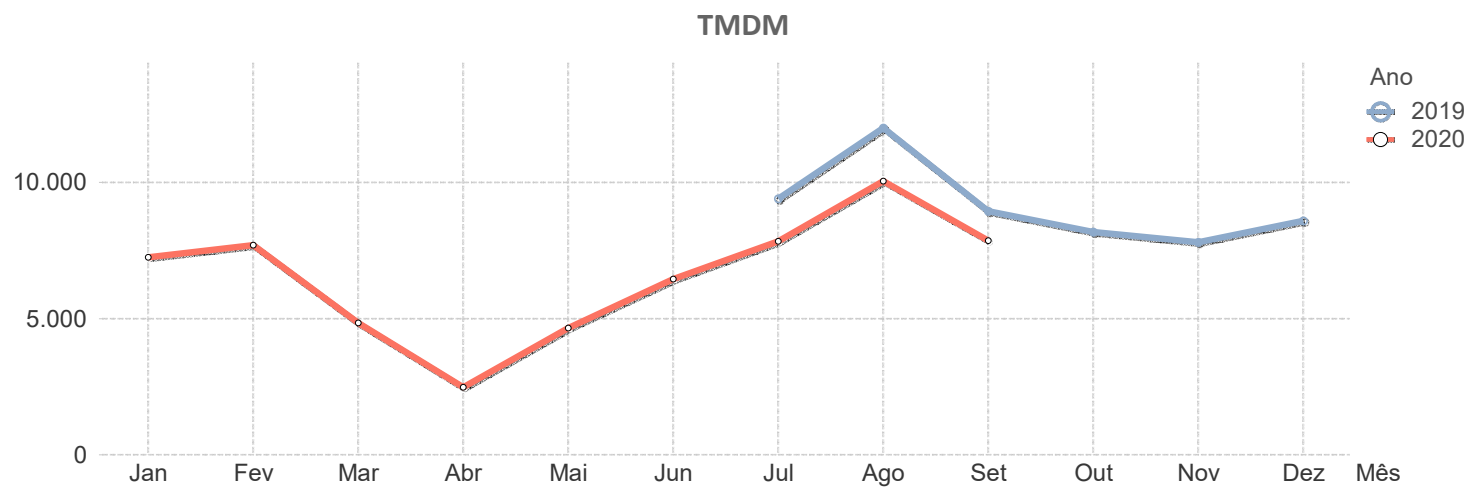
		A23														
		2019						2020								
Sublanço	..	Jul	Ago	Set	Out	Nov	Dez	Jan	Fev	Mar	Abr	Mai	Jun	Jul	Ago	Set
Torres Novas (A1) – Zibreira	..	17.454	20.617	17.705	16.253	13.877	15.736	13.074	14.094	8.762	3.727	7.799	12.583	14.933	17.923	14.723
Zibreira – Torres Novas	..	18.973	22.407	19.246	17.662	15.043	16.887	14.214	15.278	9.505	4.685	10.733	13.656	16.322	19.421	15.956
Torres Novas – Entroncamento	..	19.167	22.756	19.557	17.546	15.327	16.956	14.051	15.456	9.792	4.281	8.899	14.048	16.604	20.009	16.435
Entroncamento – Atalaia	..	18.429	21.993	18.907	16.572	14.765	15.947	12.816	14.331	9.259	4.850	10.640	13.261	15.603	18.758	15.491
Atalaia – Tancos	..	17.591	19.647	17.008	16.276	14.224	15.612	13.525	14.369	9.217	4.802	9.734	12.254	14.337	17.032	14.412
Tancos – Constância (Oeste)	..	16.622	18.566	16.075	15.384	13.483	14.772	12.775	13.614	8.725	3.922	7.329	11.597	13.509	16.053	13.656
Constância (Oeste) – Constância	..	14.375	16.059	13.906	13.304	11.660	12.775	11.650	12.554	7.798	3.504	6.552	10.367	12.076	14.347	12.204
Constância – Amoreira	..	13.170	15.510	12.465	11.822	11.427	12.007	9.781	10.708	6.363	2.856	5.345	8.457	10.407	13.717	10.893
Amoreira – Abrantes Oeste	..	10.652	12.551	10.086	9.562	9.245	9.716	7.914	8.664	5.647	2.537	4.746	7.508	9.241	12.179	9.671
Abrantes Oeste – Abrantes Este	..	10.025	13.035	9.391	8.400	8.424	9.130	7.440	8.129	5.061	2.662	5.201	7.128	8.624	11.237	8.443
Abrantes Este – Mouriscas	..	11.582	14.323	10.951	10.169	10.091	10.763	9.208	9.847	6.436	3.703	6.460	8.594	10.070	12.474	9.998
Mouriscas – Mação	..	8.044	10.800	7.476	6.706	6.703	7.425	5.993	6.520	3.950	1.952	3.868	5.459	6.732	9.029	6.672
Mação – Gavião	..	7.626	10.423	7.116	6.315	6.306	7.042	5.643	6.147	3.743	1.832	3.665	5.156	6.348	8.627	6.274
Gavião – Envendos	..	7.247	9.980	6.759	5.575	5.726	6.400	5.104	5.551	3.342	1.626	3.199	4.572	5.459	7.975	5.949
Envendos – Gardete	..	7.406	10.163	6.894	6.116	6.069	6.826	5.504	5.956	3.605	1.751	3.480	4.904	6.081	8.328	6.049
Gardete – Riscada	..	9.197	12.270	8.669	7.727	7.655	8.421	6.929	7.503	4.701	2.348	4.488	6.340	7.645	10.150	7.655
Riscada – Fratel	..	9.106	12.141	8.607	7.650	7.580	8.330	6.833	7.414	4.621	2.308	4.445	6.279	7.590	10.095	7.605
Fratel – Perdigão	..	7.705	10.682	7.235	6.322	6.263	7.084	5.696	6.164	3.728	1.801	3.543	5.119	6.390	8.747	6.384



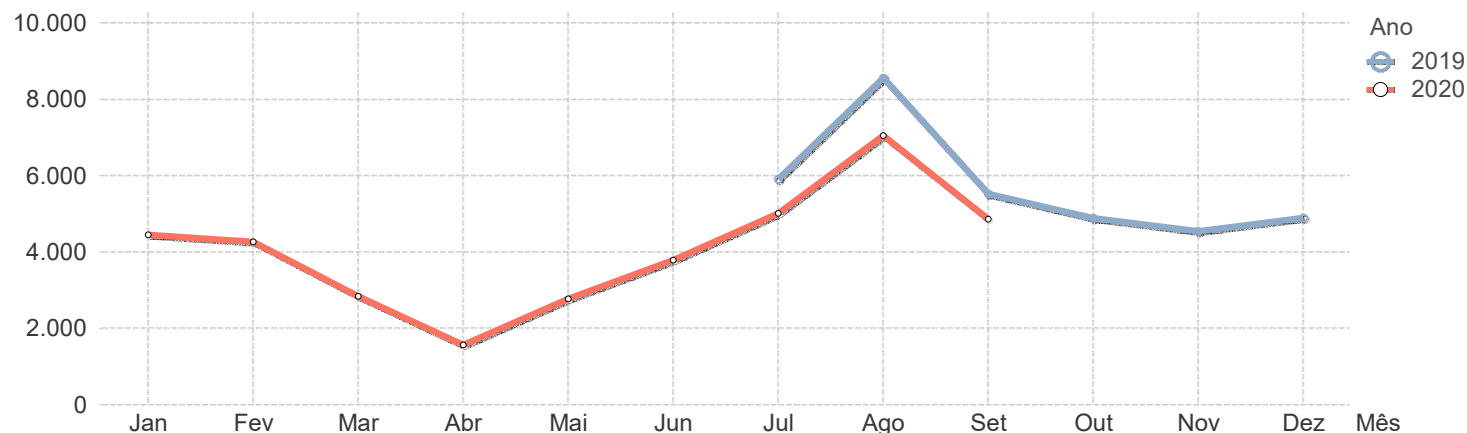
A23																
Sublanço	2019						2020									
	Jul	Ago	Set	Out	Nov	Dez	Jan	Fev	Mar	Abr	Mai	Jun	Jul	Ago	Set	
Perdigão – Alvaiade	9.098	11.927	8.556	7.763	7.648	8.538	7.181	7.602	4.696	2.433	4.516	6.303	7.686	10.077	7.714	
Alvaiade – Sarnadas (Retaxo)	8.275	11.138	7.737	6.939	6.861	7.768	6.406	6.804	4.087	2.020	3.915	5.580	6.934	9.301	6.771	
Sarnadas (Retaxo) – Castelo Branco Sul	8.059	10.884	7.505	6.721	6.642	7.541	6.204	6.593	3.960	1.958	3.796	5.411	6.743	9.087	6.706	
Castelo Branco Sul – Hospital	7.701	9.860	6.620	5.984	5.857	6.638	5.533	5.874	3.588	1.827	3.422	4.818	6.041	8.223	6.029	
Hospital – Castelo Branco Norte	5.915	8.657	5.397	4.684	4.621	5.363	4.326	4.619	2.795	1.399	2.686	3.854	4.891	7.038	4.802	
Castelo Branco Norte – Alcains	12.297	14.720	11.724	11.305	10.985	11.798	10.583	10.921	7.261	4.151	6.933	9.118	10.500	12.749	10.808	
Alcains – Lardosa	6.984	9.387	6.514	5.979	5.941	6.709	5.658	5.876	3.595	1.803	3.300	4.644	5.816	7.762	5.845	
Lardosa – Soalheira	8.009	10.259	7.520	7.065	6.988	7.665	6.652	6.890	4.296	2.196	3.816	5.436	6.180	6.935	6.763	
Soalheira – Castelo Novo	7.103	9.406	6.627	6.120	6.056	6.777	5.767	5.982	3.666	1.840	3.346	4.704	5.890	7.810	5.940	
Castelo Novo – Fundão	10.204	12.370	9.696	9.187	8.964	9.572	8.586	8.893	5.773	3.224	5.445	7.310	8.640	10.625	8.746	
Fundão – Alcaria	9.078	11.109	8.515	8.186	7.934	8.447	7.625	7.882	5.158	2.931	4.797	6.419	7.679	9.394	7.724	
Alcaria – Covilhã Sul	6.033	8.432	5.536	5.072	4.935	5.542	4.691	4.858	3.000	1.542	2.674	3.767	4.921	6.702	4.898	
Covilhã Sul – Covilhã Norte	5.537	7.929	5.023	4.582	4.336	4.835	4.077	4.205	2.771	1.529	2.571	3.534	4.612	6.221	4.415	
Covilhã Norte – Belmonte Sul	7.627	10.226	7.283	6.809	6.580	7.168	6.222	6.341	4.109	2.291	3.744	5.132	6.374	8.224	6.408	
Belmonte Sul – Belmonte Norte	5.617	7.867	5.101	4.283	4.475	4.992	4.260	4.347	2.748	1.439	2.465	3.456	4.531	6.118	4.507	
Belmonte Norte – Benespera	6.026	8.410	5.539	5.051	4.842	5.408	4.604	4.699	2.985	1.584	2.696	3.746	4.894	6.587	4.848	
Benespera – Guarda (A23)	6.131	8.578	5.748	5.315	5.136	5.694	4.896	5.011	3.251	1.799	2.938	4.037	5.168	6.832	5.100	
Guarda (A23) – Pinhel	7.307	9.873	6.787	6.390	6.071	6.512	5.924	6.043	4.152	2.505	3.906	4.994	6.251	7.791	6.172	



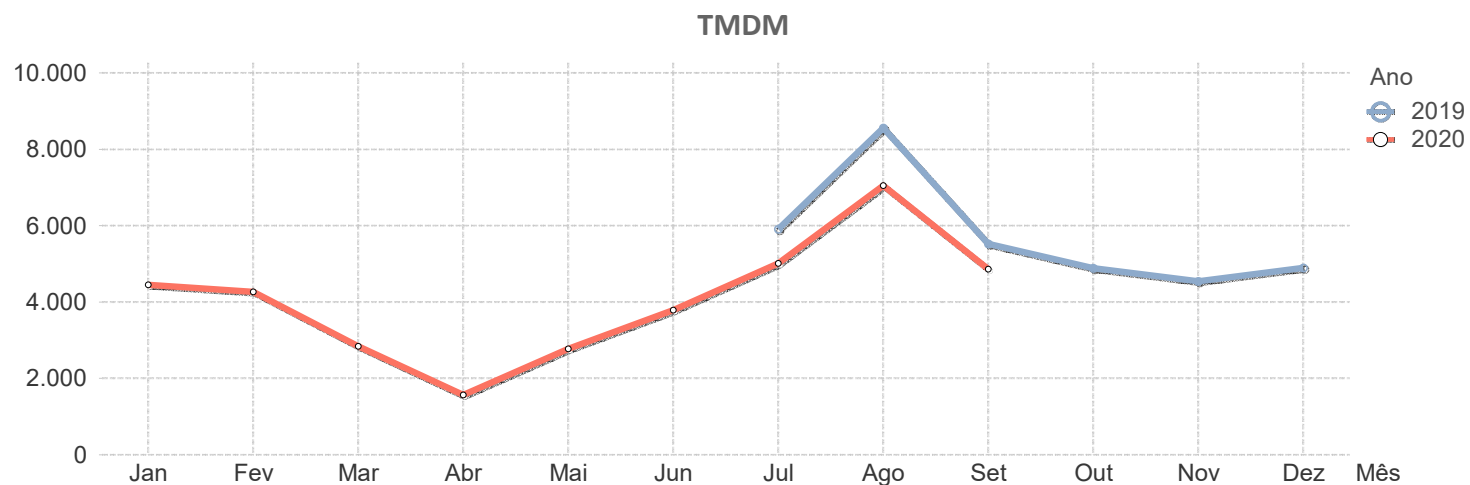
		A23														
		2019						2020								
Sublanço	..	Jul	Ago	Set	Out	Nov	Dez	Jan	Fev	Mar	Abr	Mai	Jun	Jul	Ago	Set
Média Ponderada	..	9.403	12.000	8.942	8.185	7.803	8.592	7.251	7.697	4.846	2.484	4.654	6.454	7.844	10.055	7.865



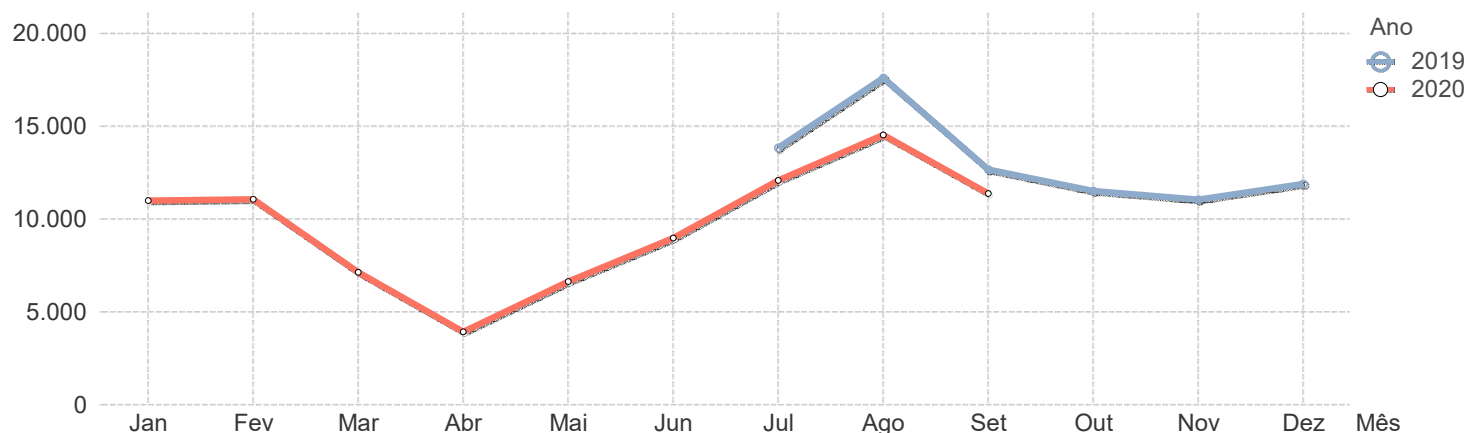
		A24														
		2019						2020								
Sublanço	..	Jul	Ago	Set	Out	Nov	Dez	Jan	Fev	Mar	Abr	Mai	Jun	Jul	Ago	Set
Fronteira – Vila Verde da Raia	..	5.114	8.877	3.815	3.324	3.167	3.770	3.344	2.887	1.361	4	5	7	3.859	6.259	3.115
Vila Verde da Raia – Zona Industrial de C...	..	4.534	8.121	3.260	2.792	2.590	3.311	2.899	2.418	1.605	734	1.162	1.445	3.455	5.618	2.644
Zona Industrial de Chaves – Chaves	..	4.084	7.634	2.859	2.368	2.163	2.901	2.515	2.042	1.424	710	1.142	1.422	3.141	5.369	2.412
Chaves – EN103	..	5.415	9.491	4.087	3.626	3.379	4.199	3.698	3.177	2.173	1.131	1.855	2.454	4.331	7.054	3.578
EN103 – Vidago	..	6.131	10.309	4.779	4.260	4.056	4.831	4.306	3.758	2.503	1.285	2.187	2.963	4.947	7.864	4.201
Vidago – Pedras Salgadas	..	6.946	11.329	5.539	4.958	4.698	5.476	4.926	4.376	2.854	1.471	2.568	3.517	5.570	8.624	4.843
Pedras Salgadas – A7/A24	..	6.977	11.319	5.589	5.007	4.746	5.498	4.954	4.411	2.897	1.498	2.601	3.565	5.621	8.657	4.890
A7/A24 – Vila Pouca de Aguiar	..	4.432	6.388	4.032	3.744	3.608	3.838	3.551	3.365	2.163	1.186	2.083	2.795	3.683	5.255	3.564
Vila Pouca de Aguiar – Fortunho	..	4.093	5.824	3.725	3.457	3.251	3.485	3.221	3.072	1.979	1.121	1.913	2.615	3.465	4.856	3.326
Fortunho – A24/ex-IP4	..	6.208	7.897	5.768	5.581	5.313	5.565	5.248	4.996	3.393	2.024	3.340	4.378	5.393	6.857	5.294
A24/ex-IP4 – A4/A24	..	4.359	5.525	3.903	3.668	3.396	3.473	3.397	3.203	2.229	1.322	2.105	2.774	3.539	4.561	3.500
A4/A24 – Constantim	..	9.216	11.471	9.064	8.120	7.400	7.457	7.061	6.851	4.773	2.827	4.670	6.289	7.826	9.893	8.017
Constantim – Portela	..	9.760	11.987	9.969	9.114	8.524	8.777	8.117	7.861	5.344	3.027	5.273	7.157	8.539	10.540	8.819
Portela – Régua	..	9.168	11.385	9.351	8.525	7.956	8.207	7.525	7.304	4.850	2.675	4.780	6.587	7.914	9.895	8.170
Régua – Armamar	..	5.367	7.332	5.420	4.822	4.403	4.631	4.129	4.072	2.697	1.499	2.738	3.768	4.603	6.142	4.719
Armamar – Lamego	..	9.102	11.643	9.345	8.396	7.773	7.949	7.340	7.150	5.007	2.948	5.109	6.747	7.986	10.190	8.280
Lamego – Bigorne	..	4.495	6.440	4.620	3.805	3.466	3.585	3.122	3.159	2.061	1.123	2.171	3.047	3.730	5.385	3.892
Bigorne – Castro Daire Norte	..	4.230	6.200	4.366	3.533	3.217	3.320	2.855	2.926	1.871	992	1.980	2.820	3.488	5.143	3.643

TMDM


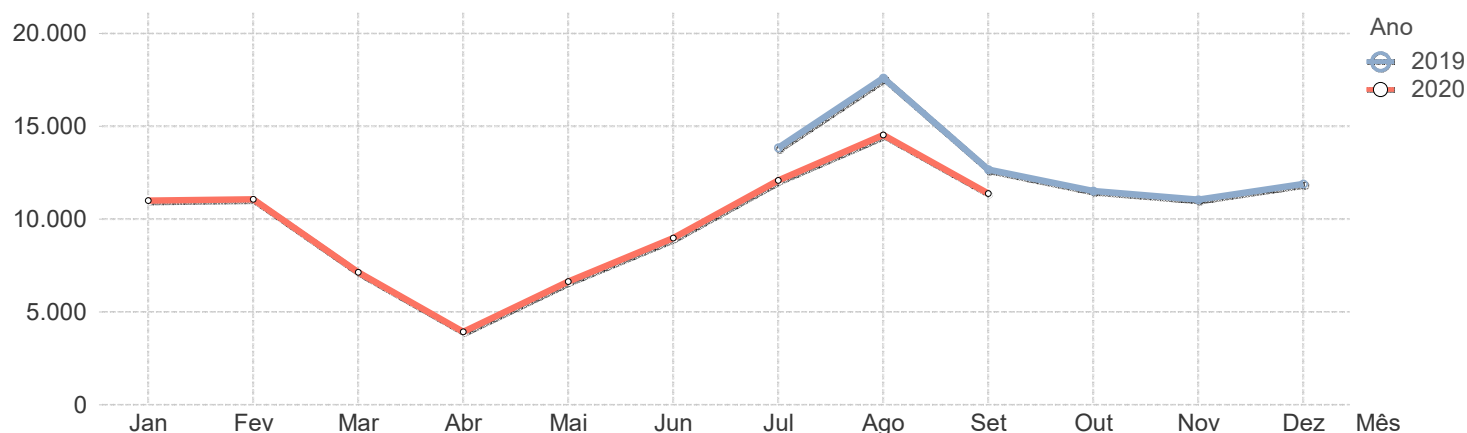
A24																
Sublanço	2019							2020								
	Jul	Ago	Set	Out	Nov	Dez	Jan	Fev	Mar	Abr	Mai	Jun	Jul	Ago	Set	
Castro Daire Norte – Castro Daire Leste	5.409	7.637	5.482	4.629	4.249	4.363	3.888	3.967	2.673	1.552	2.850	3.889	4.592	6.448	4.729	
Castro Daire Leste – Carvalhal	5.833	8.242	5.979	5.091	4.713	5.278	5.255	5.657	3.968	2.205	4.039	5.519	6.553	8.633	6.634	
Carvalhal – Arcas	5.920	8.341	6.031	5.166	4.799	5.085	4.695	4.765	3.187	1.749	3.245	4.506	5.388	7.395	5.506	
Arcas – EN16	6.028	8.519	6.118	5.274	4.881	5.135	4.562	4.505	2.957	1.617	3.035	4.271	5.152	7.146	5.241	
EN16 – Viseu (IP5)	4.829	6.715	4.754	4.057	3.701	3.745	3.360	3.455	2.432	1.485	2.622	3.564	4.255	5.916	4.258	
Viseu (IP5) – Faíl (A25)	5.135	7.145	5.071	4.501	4.033	3.913	3.755	3.881	2.467	1.549	2.652	3.606	4.297	5.983	4.321	
Média Ponderada	5.912	8.557	5.524	4.885	4.542	4.897	4.450	4.263	2.841	1.566	2.772	3.786	5.012	7.052	4.866	



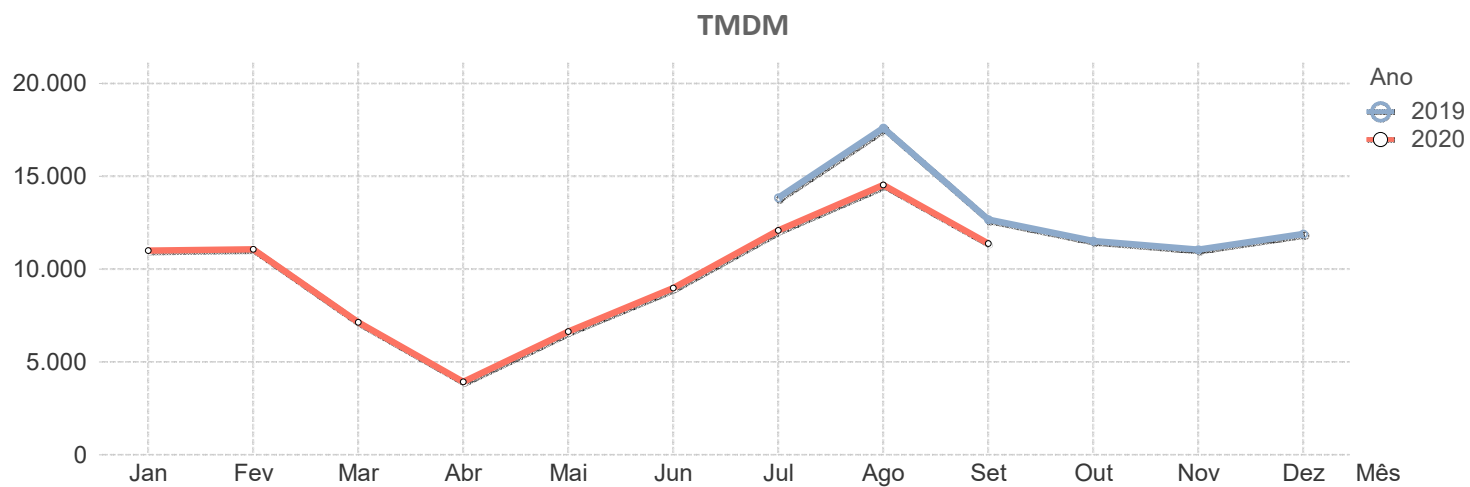
		A25														
		2019						2020								
Sublanço	..	Jul	Ago	Set	Out	Nov	Dez	Jan	Fev	Mar	Abr	Mai	Jun	Jul	Ago	Set
Barra – Zona Industrial	..	34.302	39.538	28.338	22.731	20.866	21.088	21.603	21.474	14.478	9.237	18.637	23.773	34.242	37.510	27.310
Zona Industrial – Gafanha da Nazaré	..	34.302	39.538	28.338	22.731	20.866	21.088	21.603	21.474	14.478	9.237	18.637	23.773	34.242	37.510	27.310
Gafanha da Nazaré – Pirâmides	..	43.571	48.010	39.470	34.354	31.425	32.623	32.884	33.473	20.664	13.179	26.606	33.938	43.483	45.536	38.027
Pirâmides – Esgueira	..	30.901	33.189	27.805	25.603	23.873	24.513	24.551	23.975	19.647	12.533	17.864	22.300	28.415	30.905	25.973
Esgueira – Aveiro Nascente (A17/A25)	..	19.422	21.476	18.042	16.793	15.444	16.183	15.465	15.813	9.193	4.796	8.569	12.321	16.328	19.612	16.318
Aveiro Nascente (A17/A25) – Zona Industr...	..	32.888	35.641	30.388	28.237	26.089	27.514	25.861	26.758	15.903	9.029	15.213	21.025	27.813	32.590	27.109
Zona Industrial de Aveiro – Angeja Poente	..	31.525	34.765	30.287	27.623	25.325	26.674	25.448	26.043	15.903	9.029	15.213	21.025	26.788	31.824	26.614
Angeja Poente – Angeja (A25/A29)	..	31.620	34.923	30.082	27.831	25.812	26.862	25.788	26.439	15.903	9.029	15.213	21.025	27.409	32.472	27.041
Angeja (A25/A29) – Albergaria (A1/A25)	..	23.029	25.582	21.420	19.917	18.736	19.421	18.395	19.001	11.594	6.455	11.206	15.546	20.341	24.134	19.673
Albergaria (A1/A25) – A25/IC2	..	19.426	22.352	17.800	16.586	15.985	17.785	16.280	16.268	10.071	5.499	9.635	13.235	17.303	19.861	16.422
A25/IC2 – Carvoeiro	..	18.224	22.447	18.348	16.599	19.402	17.398	16.016	15.957	10.071	5.499	9.635	13.235	16.390	19.718	16.679
Carvoeiro – Talhadas	..	15.077	18.786	14.370	12.827	12.301	13.779	12.600	12.596	7.713	3.997	7.348	10.279	13.687	16.286	12.852
Talhadas – Reigoso	..	16.883	22.260	16.370	14.865	14.193	15.660	14.052	14.354	8.712	4.513	8.297	11.610	15.265	19.217	14.596
Reigoso – Cambarinho	..	15.402	19.277	14.701	13.115	12.648	14.054	12.913	12.836	7.860	4.082	7.460	10.434	13.823	16.552	13.049
Cambarinho – Vouzela	..	15.487	19.118	14.772	13.233	12.910	14.202	13.147	13.032	8.040	4.194	7.569	10.531	13.827	16.437	13.138
Vouzela – Vouzela Nascente	..	15.264	18.735	15.229	14.647	13.932	15.225	14.305	13.934	8.431	4.392	7.937	11.049	13.470	15.796	13.443
Vouzela Nascente – Ventosa	..	11.075	14.428	10.529	9.416	9.244	10.599	9.551	9.282	5.614	2.765	4.996	7.066	9.648	11.903	9.212
Ventosa – Boa Aldeia Poente	..	11.283	14.654	10.788	9.600	9.447	10.855	9.932	9.734	5.835	2.735	5.287	7.553	9.691	12.232	9.741

TMDM


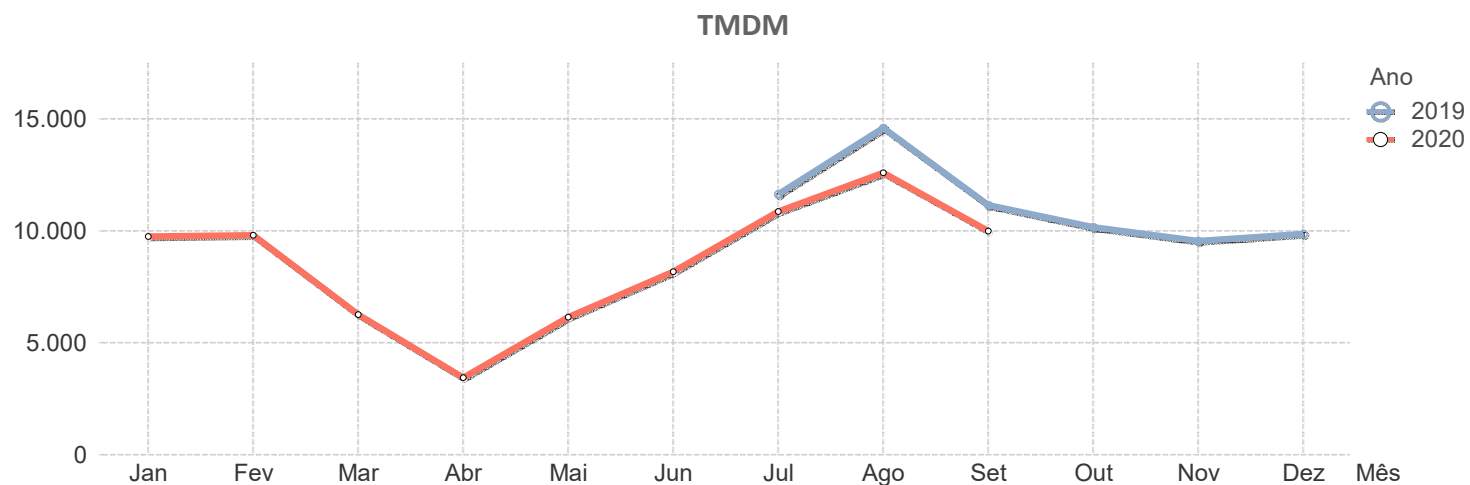
		A25														
		2019						2020								
Sublanço	..	Jul	Ago	Set	Out	Nov	Dez	Jan	Fev	Mar	Abr	Mai	Jun	Jul	Ago	Set
Boa Aldeia Poente – Boa Aldeia Nascente	..	9.051	12.145	8.503	7.956	7.518	8.687	7.838	7.704	4.582	2.239	4.019	5.726	7.765	10.015	7.555
Boa Aldeia Nascente – Fail	..	9.243	12.236	8.686	7.806	7.693	8.784	7.840	7.721	4.582	2.239	4.019	5.726	7.909	9.963	7.560
Fail – EN231	..	13.368	18.132	13.357	12.639	11.970	13.016	12.127	12.348	7.859	4.277	7.075	9.638	12.422	14.626	11.952
EN231 – EN2	..	7.299	10.195	6.415	5.867	5.677	6.295	5.603	5.549	3.527	1.840	3.099	4.289	6.123	7.960	5.717
EN2 – Caçador	..	13.873	16.242	12.613	11.936	11.190	12.935	11.267	11.240	7.233	3.896	6.487	8.780	11.821	12.933	11.253
Caçador – Fagilde	..	15.963	19.412	15.157	14.511	14.213	14.938	14.070	13.931	9.031	4.862	8.097	10.967	13.761	15.725	13.498
Fagilde – Mangualde	..	16.388	21.728	15.281	14.650	14.506	14.971	14.019	13.799	9.056	4.985	8.136	11.038	13.681	16.844	14.372
Mangualde – Chãs de Tavares	..	10.858	14.370	9.970	9.168	8.897	9.333	8.450	8.718	5.791	3.197	5.157	6.950	9.179	11.220	8.846
Chãs de Tavares – Fornos de Algodres	..	10.218	13.468	9.423	8.913	8.560	8.808	7.750	8.307	5.515	3.055	4.920	6.623	8.635	10.460	8.371
Fornos de Algodres – Celorico da Beira	..	9.838	13.140	8.948	8.205	7.904	8.327	7.586	7.811	5.187	2.839	4.553	6.153	8.261	10.112	7.923
Celorico da Beira – EN17	..	10.970	13.692	9.723	8.835	7.852	8.568	7.619	8.167	5.577	3.107	4.887	6.585	9.244	10.592	8.614
EN17 – Ratoeira Poente	..	10.426	13.759	9.472	8.739	8.462	8.855	8.171	8.346	5.577	3.107	4.887	6.585	8.793	10.679	8.380
Ratoeira Poente – Ratoeira Nascente	..	9.078	12.065	8.515	9.233	9.372	9.485	8.696	8.987	5.616	3.120	4.924	6.634	7.672	9.385	7.561
Ratoeira Nascente – A25/IP2	..	9.959	13.915	8.843	8.131	7.939	8.561	7.664	7.774	5.324	2.928	4.646	6.314	8.393	10.651	7.899
A25/IP2 – Guarda (A25)	..	9.970	13.962	8.875	8.170	7.945	8.603	7.713	7.807	5.184	2.857	4.522	6.144	8.400	10.677	7.919
Guarda (A25) – Pinhel	..	9.413	13.121	8.826	7.969	7.330	8.143	7.307	7.561	5.074	2.805	4.423	6.005	7.722	9.560	7.804
Pinhel – Pínzio	..	8.791	13.448	7.023	6.297	5.868	6.725	5.984	5.872	4.193	2.307	3.277	4.218	7.021	9.312	6.139
Pínzio – Alto do Leomil	..	9.131	13.835	7.174	6.066	6.445	7.304	6.502	6.518	4.193	2.307	3.277	4.218	7.277	9.475	6.244

TMDM


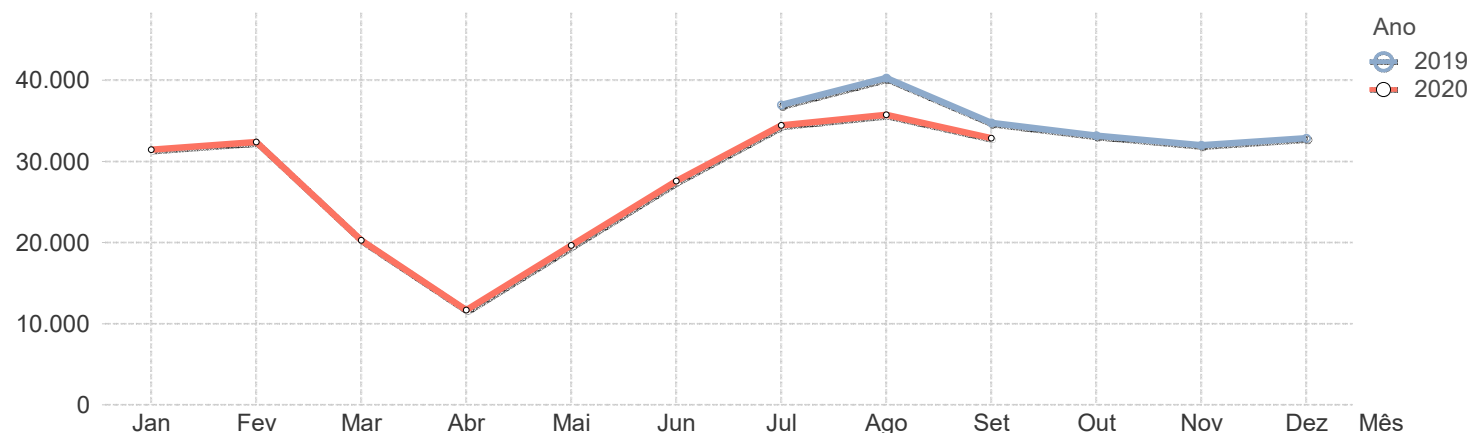
		A25														
		2019						2020								
Sublanço	..	Jul	Ago	Set	Out	Nov	Dez	Jan	Fev	Mar	Abr	Mai	Jun	Jul	Ago	Set
Alto do Leomil – EN332	..	7.981	12.370	6.231	5.544	5.151	5.908	5.328	5.182	3.773	2.067	2.787	3.514	6.303	8.366	5.402
Média Ponderada		13.849	17.599	12.668	11.512	11.050	11.890	11.002	11.066	7.133	3.931	6.636	8.978	12.091	14.530	11.379



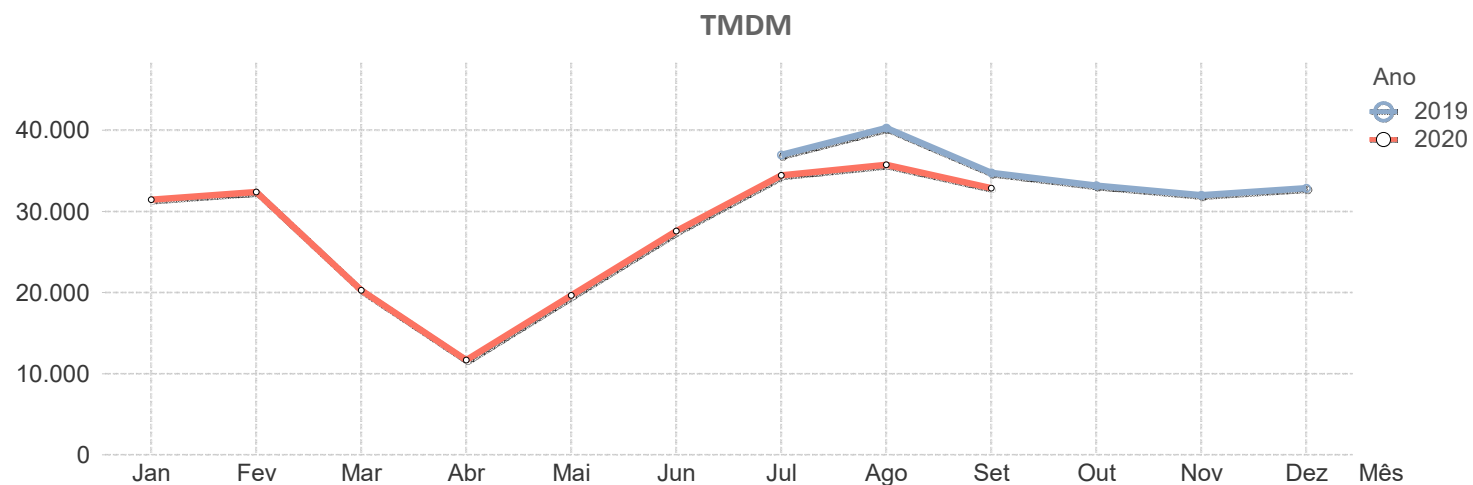
A27																
Sublanço	2019						2020									
	Jul	Ago	Set	Out	Nov	Dez	Jan	Fev	Mar	Abr	Mai	Jun	Jul	Ago	Set	
Meadela – Nogueira	13.887	17.190	13.249	12.286	11.589	11.973	11.831	11.887	7.566	4.312	7.383	9.801	12.901	14.705	11.629	
Nogueira – Lanheses	12.984	15.859	12.467	11.505	10.880	11.176	11.074	11.128	7.132	2.866	6.835	9.116	12.014	13.671	11.315	
Lanheses – Estorãos	11.264	14.124	10.847	9.709	9.112	9.405	9.303	9.353	5.937	3.439	5.879	7.847	10.544	12.304	9.767	
Estorãos – Arcozelo	10.937	13.820	10.549	9.441	8.883	9.189	9.060	9.109	5.781	3.342	5.686	7.573	10.178	11.953	9.464	
Arcozelo – Ponte de Lima	8.405	11.095	7.990	7.199	6.659	6.959	6.817	6.900	4.498	2.737	4.528	5.987	7.985	9.634	7.302	
Média Ponderada	11.645	14.600	11.158	10.164	9.553	9.875	9.750	9.808	6.263	3.443	6.146	8.174	10.865	12.603	9.993	



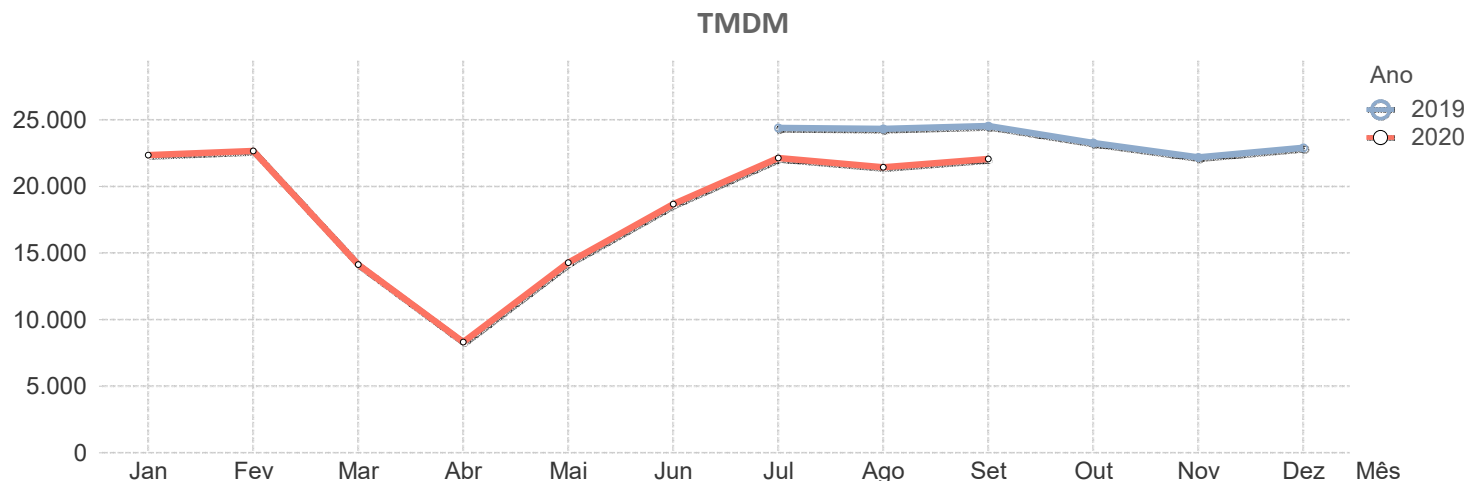
		A28														
		2019						2020								
Sublanço	..	Jul	Ago	Set	Out	Nov	Dez	Jan	Fev	Mar	Abr	Mai	Jun	Jul	Ago	Set
Arrábida Norte – Bessa Leite	..	117.338	113.913	115.444	112.382	107.612	106.223	108.175	110.915	72.145	42.787	70.251	95.663	107.939	103.738	108.142
Bessa Leite – Boavista	..	117.338	113.913	115.444	112.382	107.612	106.223	108.175	110.915	72.145	42.787	70.251	95.663	107.939	103.738	108.142
Boavista – Francos	..	151.062	146.653	148.623	144.681	138.541	136.752	143.058	146.672	95.408	56.587	92.903	126.512	132.443	123.980	129.845
Francos – EN12	..	151.062	146.653	148.623	144.681	138.541	136.752	143.058	146.672	95.408	56.587	92.903	126.512	132.443	123.980	129.845
EN12 – Sendim	..	N/D	N/D	N/D	N/D	N/D	N/D	N/D	N/D	N/D	N/D	N/D	N/D	98.593	94.247	96.197
Sendim – Matosinhos	..	99.596	97.949	96.162	92.297	93.347	91.101	89.887	91.550	58.611	36.003	59.371	83.474	92.746	90.849	90.659
Matosinhos – Leça da Palmeira	..	99.596	97.949	96.162	92.297	93.347	91.101	89.887	91.550	58.611	36.003	59.371	83.474	92.746	90.849	90.659
Leça da Palmeira – Exponor	..	99.596	97.949	96.162	92.297	93.347	91.101	89.887	91.550	58.611	36.003	59.371	83.474	92.746	90.849	90.659
Exponor – Freixieiro (TIR)	..	73.620	72.253	70.978	70.094	68.582	69.330	66.369	67.213	42.406	23.920	41.435	58.689	65.746	66.020	67.154
Freixieiro (TIR) – Perafita	..	70.096	69.740	66.314	65.425	64.195	66.409	62.491	62.703	40.416	24.475	40.044	55.809	65.474	64.118	63.500
Perafita – A28/A41	..	62.029	66.488	57.204	61.164	60.055	62.759	56.773	57.325	32.730	17.188	29.549	49.964	60.734	58.021	58.286
A28/A41 – Angeiras	..	70.907	72.528	66.544	64.710	62.364	65.118	61.533	62.682	39.065	20.517	35.067	53.067	64.539	64.293	60.780
Angeiras – Modivas	..	57.550	60.144	53.965	52.578	51.579	56.321	50.851	50.598	30.372	16.825	28.241	42.040	50.866	52.604	48.839
Modivas – EN104	..	56.347	59.085	52.916	51.747	49.717	51.349	48.693	49.890	31.149	17.614	28.986	40.619	48.340	51.481	47.858
EN104 – Vila do Conde	..	59.346	62.658	55.870	54.703	52.643	53.762	51.659	52.810	33.360	19.183	31.197	43.454	53.094	55.002	51.091
Vila do Conde – Póvoa do Varzim	..	51.753	58.222	47.316	44.153	41.959	42.581	35.393	43.363	27.431	15.863	27.509	37.466	47.671	51.066	43.941
Póvoa do Varzim – Estela	..	29.689	34.700	27.122	24.809	23.373	25.377	23.288	23.972	14.848	8.091	14.580	20.409	26.720	29.536	24.542
Estela – Apúlia	..	30.640	36.243	27.958	25.631	24.099	25.282	24.128	24.785	13.839	8.436	15.106	20.981	27.364	30.306	25.170

TMDM


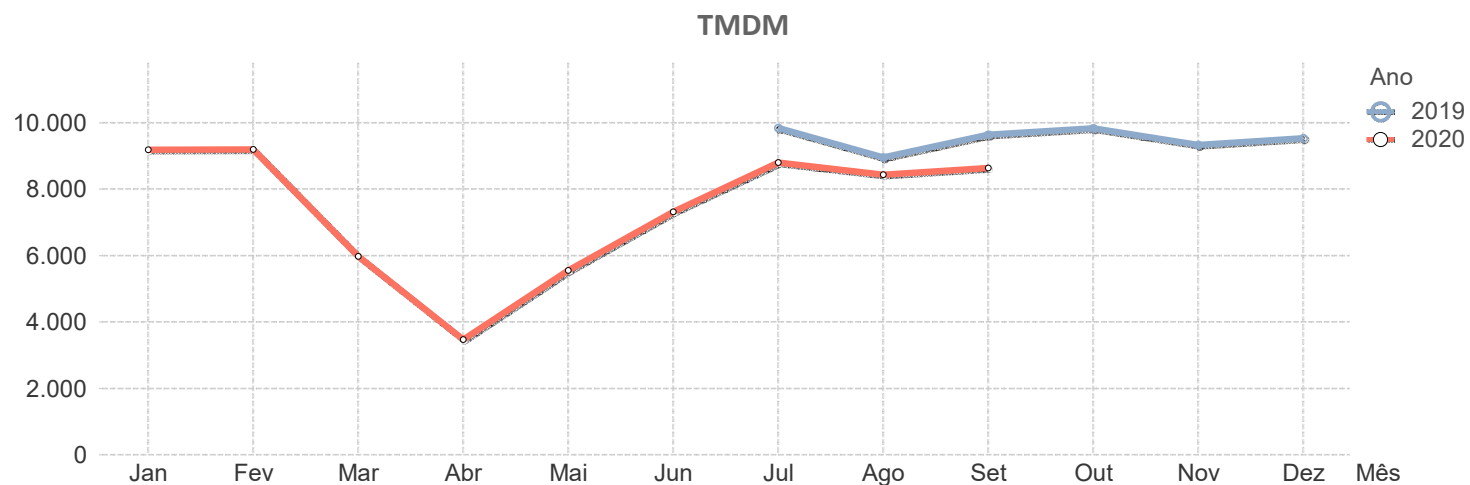
		A28														
		2019						2020								
Sublanço	..	Jul	Ago	Set	Out	Nov	Dez	Jan	Fev	Mar	Abr	Mai	Jun	Jul	Ago	Set
Apúlia – Esposende	..	27.725	33.399	25.140	22.992	21.471	22.464	21.693	22.956	12.693	8.057	14.360	19.437	25.850	28.997	23.443
Esposende – Antas	..	18.336	23.137	16.689	15.055	14.058	15.197	13.886	14.479	9.065	4.896	8.921	12.389	16.578	19.344	15.119
Antas – Neiva	..	18.225	22.814	16.738	15.279	14.306	14.842	14.283	14.717	9.167	4.953	8.899	12.349	16.434	19.059	15.058
Neiva – Darque	..	18.907	23.524	17.548	16.247	15.225	16.390	15.263	15.723	9.881	5.371	9.606	13.304	17.360	19.975	16.181
Darque – Viana do Castelo	..	35.724	42.300	33.710	33.158	34.281	33.242	32.057	31.659	21.367	13.117	17.842	27.088	31.227	30.074	31.404
Viana do Castelo – Meadela	..	19.524	24.861	18.696	17.417	16.424	17.029	16.631	16.864	10.906	6.427	10.902	14.367	18.776	19.970	17.444
Meadela – Outeiro	..	12.220	15.621	10.991	9.847	9.286	9.622	9.256	9.579	6.133	3.571	6.193	8.296	11.676	13.402	10.394
Outeiro – EN305	..	11.516	14.845	10.338	9.173	8.643	8.947	8.583	8.915	5.665	3.207	5.704	7.726	11.033	12.729	9.753
EN305 – Riba de Ancora	..	10.476	13.615	9.370	8.259	7.768	7.991	7.201	8.101	3.955	2.177	4.866	6.862	9.976	11.617	8.790
Riba de Ancora – Argela (Dem)	..	7.695	9.520	7.150	6.611	6.249	6.419	6.209	6.407	4.067	2.205	3.540	4.907	6.978	7.910	6.590
Argela (Dem) – Vilar de Mouros	..	7.566	9.231	7.033	6.561	6.227	6.372	6.175	6.285	4.030	2.183	3.443	4.763	6.796	7.664	6.463
Vilar de Mouros – Vilar de Mouros Norte	..	6.676	7.886	6.334	5.942	5.661	5.776	5.584	5.755	3.604	1.178	2.886	4.106	5.955	6.602	5.713
Média Ponderada	..	36.971	40.287	34.769	33.194	31.989	32.890	31.443	32.390	20.298	11.662	19.641	27.594	34.436	35.741	32.881



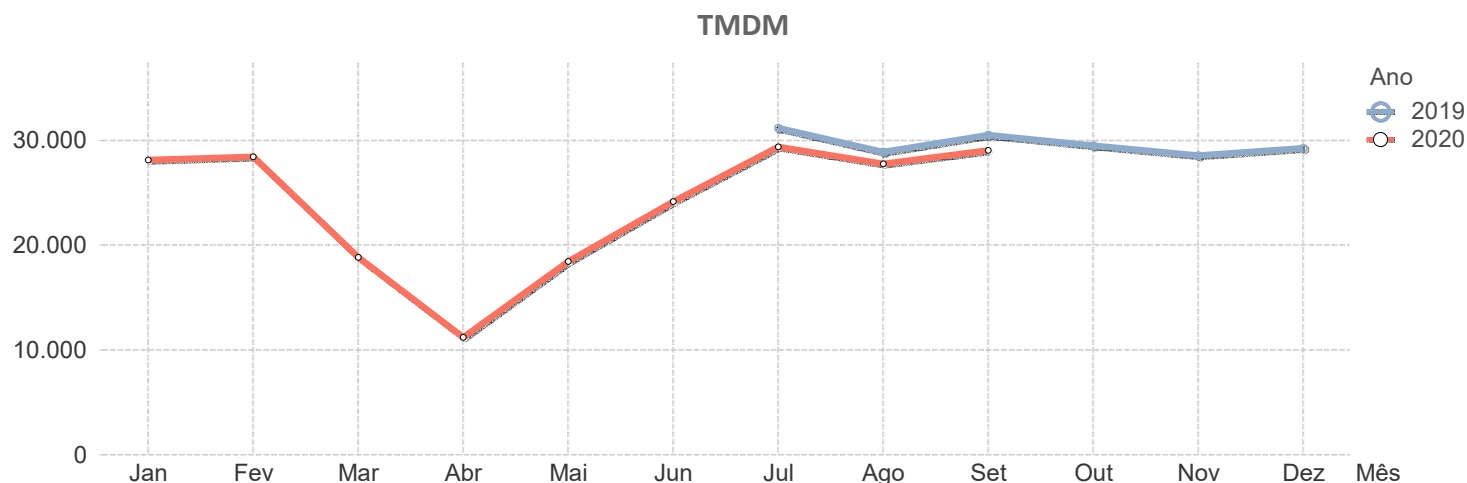
		A29														
		2019						2020								
Sublanço	..	Jul	Ago	Set	Out	Nov	Dez	Jan	Fev	Mar	Abr	Mai	Jun	Jul	Ago	Set
Angeja – Salreu	..	13.246	14.171	13.540	12.448	11.790	11.700	11.486	12.101	7.609	4.696	7.267	9.559	11.398	12.874	11.906
Salreu – Estarreja	..	12.780	13.333	13.016	11.800	11.205	10.733	10.689	11.136	7.190	4.444	6.866	9.029	10.813	11.514	10.906
Estarreja – Ovar	..	12.441	12.866	12.423	11.335	10.708	10.375	10.269	10.657	7.158	4.517	6.800	8.899	10.588	11.130	10.510
Ovar – Arada	..	13.191	13.591	13.212	12.158	11.639	10.945	10.889	11.601	7.646	4.821	7.262	9.509	11.299	11.794	11.251
Arada – Maceda	..	15.652	16.320	15.457	14.136	13.522	13.425	12.915	13.623	8.417	4.913	8.443	11.166	13.455	14.182	13.220
Maceda – Esmoriz	..	34.183	33.344	33.209	32.049	30.640	30.231	30.128	30.209	19.149	11.006	19.883	25.987	30.327	29.908	29.909
Esmoriz – Paramos	..	36.511	35.047	34.683	32.665	31.799	32.251	32.011	31.534	19.901	11.435	20.661	27.015	31.738	30.745	31.323
Paramos – Espinho Nascente	..	44.127	41.069	40.547	37.940	37.456	38.684	38.504	37.485	21.952	12.643	24.427	32.020	37.561	35.182	36.691
Espinho Nascente – Espinho Norte	..	39.103	41.558	43.518	41.286	38.048	42.317	41.796	41.289	23.465	13.511	26.112	34.233	40.725	36.821	40.627
Espinho Norte – Granja	..	39.103	41.558	43.518	41.286	38.048	42.317	41.796	41.289	23.465	13.511	26.112	34.233	40.725	36.821	40.627
Granja – Miramar	..	42.820	46.438	48.294	47.248	44.924	46.603	45.769	46.954	29.707	17.367	30.210	39.511	46.293	42.454	45.482
Miramar – ER1-18	..	47.857	44.699	46.538	46.261	44.662	44.958	43.621	44.146	27.347	15.659	27.203	36.251	43.624	40.821	42.913
ER1-18 – Canelas (Gaia)	..	24.476	22.212	23.561	23.330	22.757	24.248	22.433	22.717	15.273	8.794	13.816	17.511	21.276	19.287	21.335
Canelas (Gaia) – IC2	..	35.900	32.013	36.064	35.270	31.875	36.804	32.957	33.824	22.122	12.738	20.013	25.368	29.667	26.323	31.942
IC2 – Hospital	..	31.497	27.392	30.389	29.749	28.095	35.020	29.870	30.731	19.492	11.233	17.630	22.346	26.020	22.516	26.910
Hospital – A20/A29	..	31.497	27.392	30.389	29.749	28.095	35.020	29.870	30.731	19.492	11.233	17.630	22.346	26.020	22.516	26.910
Média Ponderada		24.414	24.328	24.545	23.272	22.192	22.902	22.371	22.680	14.130	8.321	14.286	18.683	22.135	21.437	22.068



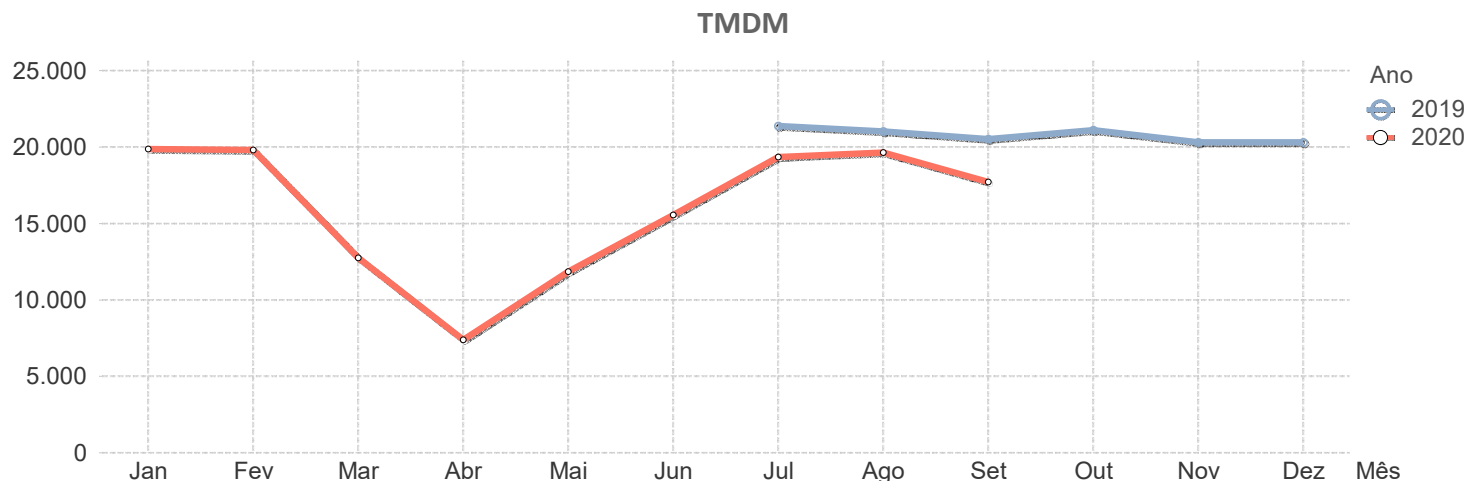
		A32														
		2019						2020								
Sublanço	..	Jul	Ago	Set	Out	Nov	Dez	Jan	Fev	Mar	Abr	Mai	Jun	Jul	Ago	Set
EN224 – EN227	..	2.499	2.175	2.471	2.514	2.328	2.265	2.357	2.352	1.680	1.125	1.527	1.907	2.290	2.108	2.275
EN227 – Lig. Feira/Mansores	..	4.102	3.795	4.018	4.115	3.813	3.827	3.741	3.781	2.522	1.521	2.360	3.057	3.656	3.599	3.534
Lig. Feira/Mansores – Gião/Louredo	..	10.944	9.668	10.732	10.939	10.420	10.567	10.262	10.294	6.759	3.880	6.129	8.039	9.614	8.992	9.544
Gião/Louredo – Canedo	..	11.677	10.532	11.352	11.499	10.893	11.164	10.750	10.791	6.997	3.999	6.458	8.576	10.276	9.858	10.077
Canedo – A32/A41	..	15.589	14.784	15.061	15.137	14.490	15.000	14.289	14.301	9.370	5.532	8.924	11.709	14.239	13.892	13.635
A32/A41 – Olival	..	11.946	10.952	11.754	12.008	11.423	11.769	11.182	11.139	7.144	4.089	6.674	8.910	10.708	10.375	10.519
Olival – A20/A32	..	14.262	12.882	14.081	14.528	13.826	14.140	13.621	13.553	8.652	4.933	8.060	10.663	12.825	12.209	12.737
Média Ponderada	..	9.841	8.958	9.639	9.835	9.332	9.533	9.188	9.192	5.979	3.468	5.557	7.319	8.798	8.439	8.634



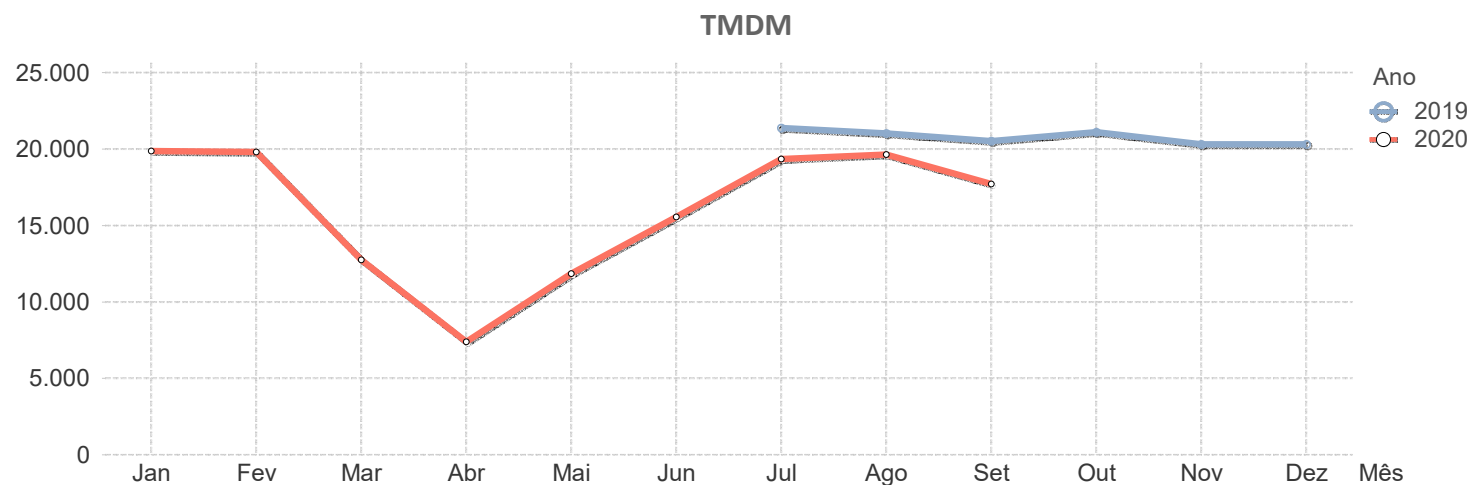
A33																
Sublanço	2019						2020									
	Jul	Ago	Set	Out	Nov	Dez	Jan	Fev	Mar	Abr	Mai	Jun	Jul	Ago	Set	
Casas Velhas – Lazarim	41.685	39.208	41.405	40.247	38.401	38.401	38.049	38.613	25.950	15.167	27.001	33.872	40.656	37.495	40.393	
Lazarim – Botequim	41.643	39.169	41.364	40.207	38.363	38.467	38.011	38.574	25.924	15.153	26.970	33.887	40.615	37.458	40.353	
Botequim – Palhais	34.011	32.041	33.656	32.437	30.804	31.008	30.587	30.996	20.699	11.893	21.921	29.279	35.571	32.783	34.607	
Palhais – Queimada	15.414	14.233	15.280	15.172	14.512	14.791	14.455	14.247	9.165	4.839	8.791	11.958	14.785	13.168	14.359	
Queimada – Belverde	16.804	15.017	16.513	16.501	15.856	15.988	15.807	15.678	10.366	6.119	10.206	13.235	16.218	14.799	15.949	
Belverde – Laranjeiras (A33/EN378)	16.810	15.884	16.100	15.236	14.537	14.888	14.625	14.770	9.604	5.601	10.171	13.273	17.458	15.814	15.811	
Laranjeiras (A33/EN378) – Coina (A33/EN...)	16.740	15.562	16.300	15.703	15.012	15.205	14.956	15.058	9.912	5.758	9.975	13.096	16.801	15.407	15.834	
Coina (A33/EN10) – Penalva (A33/IC21)	17.908	17.000	17.270	15.912	15.237	15.416	15.263	15.605	10.391	6.200	10.312	13.556	17.903	17.290	16.855	
Penalva (A33/IC21) – Moita	42.268	38.905	41.791	40.182	39.152	40.249	38.402	38.790	25.747	15.602	24.904	32.496	39.139	37.148	38.943	
Moita – Sarilhos Grandes	47.219	43.578	45.843	44.517	43.525	45.228	42.591	43.083	28.568	17.291	27.207	35.828	42.626	41.067	42.997	
Sarilhos Grandes – Montijo Sul	46.900	43.523	45.516	44.231	43.022	44.661	42.043	42.645	28.293	16.870	26.679	35.481	42.279	40.983	42.730	
Montijo Sul – Montijo (A12/A33)	46.900	43.523	45.516	44.231	43.022	44.661	42.043	42.645	28.293	16.870	26.679	35.481	42.279	40.983	42.730	
Média Ponderada	31.171	28.880	30.505	29.509	28.547	29.253	28.136	28.426	18.854	11.212	18.454	24.144	29.389	27.750	29.023	



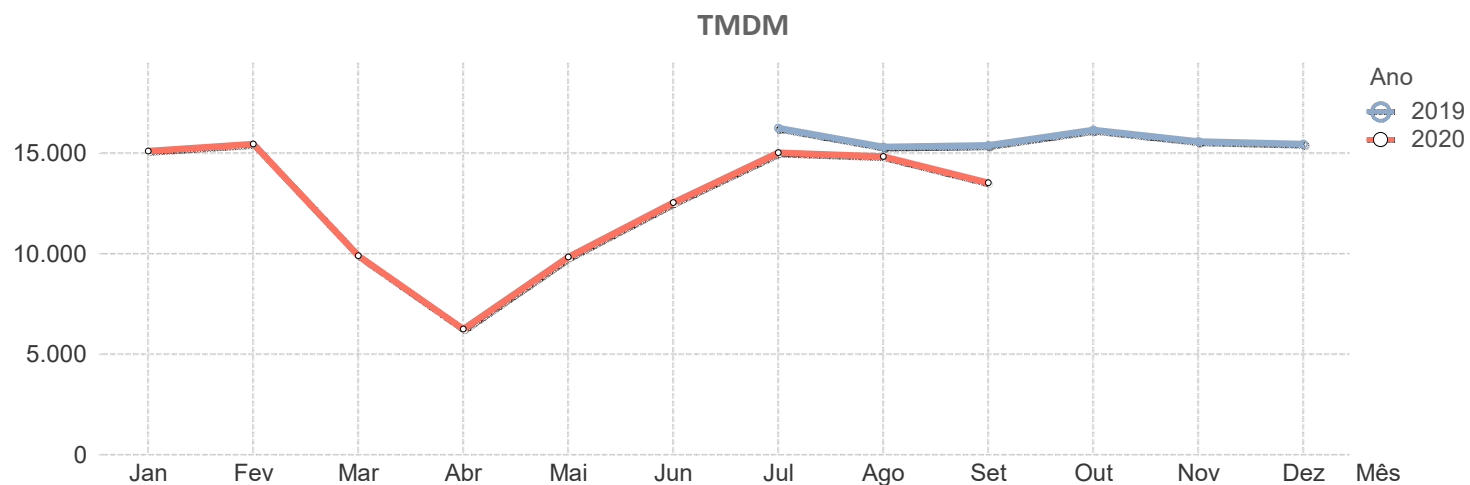
		A41														
		2019						2020								
Sublanço	..	Jul	Ago	Set	Out	Nov	Dez	Jan	Fev	Mar	Abr	Mai	Jun	Jul	Ago	Set
Freixeiro – Aeroporto	..	34.585	34.158	31.873	31.771	30.879	32.592	30.163	29.991	18.287	9.459	16.087	22.604	30.560	28.999	25.000
Aeroporto – Lipor	..	34.312	32.684	31.560	31.941	30.595	30.576	30.649	30.872	18.652	9.351	15.105	21.034	29.743	27.786	26.503
Lipor – EN13	..	33.262	31.851	30.934	31.146	30.005	31.442	29.801	29.123	18.298	9.184	14.824	20.637	28.245	27.078	29.923
EN13 – EN14	..	36.387	34.690	34.105	34.488	33.280	34.520	36.273	34.179	21.045	10.995	17.179	23.586	31.686	30.127	31.051
EN14 – EN107	..	36.879	34.443	34.928	36.025	35.214	35.899	35.161	34.525	22.528	12.355	18.759	24.699	32.280	30.645	28.000
EN107 – Maia	..	42.691	38.914	41.300	42.826	41.423	42.584	42.703	41.418	27.713	17.258	26.507	33.801	38.920	36.109	29.000
Maia – Alfena	..	42.963	39.202	42.378	44.323	42.313	42.521	41.772	42.090	27.979	17.419	26.759	34.128	40.687	37.847	30.000
Alfena – Santo Tirso	..	24.533	22.583	24.189	25.729	24.751	24.814	23.961	24.221	15.407	9.193	14.406	18.822	22.881	21.812	20.000
Santo Tirso – Ermida	..	25.997	24.466	26.373	30.836	30.711	26.492	25.707	25.910	16.949	10.114	15.845	20.704	24.203	23.710	21.329
Ermida – A41/A42	..	22.957	20.900	22.360	23.979	23.081	22.928	22.301	22.457	14.396	8.617	13.452	17.520	21.328	20.306	27.516
A41/A42 – Gandra	..	11.105	9.978	10.783	12.036	11.490	10.928	11.020	10.981	7.506	4.576	6.591	8.389	10.242	9.923	10.326
Gandra – A4/A41	..	9.179	8.388	8.828	9.931	9.466	8.966	9.008	8.919	5.980	3.567	5.212	6.719	8.282	8.231	8.424
A4/A41 – ZIC	..	14.113	14.643	13.400	13.955	13.390	13.012	12.672	12.732	8.404	4.912	7.800	10.300	12.643	14.217	12.820
ZIC – Aguiar de Sousa	..	14.352	14.968	13.710	14.205	13.597	13.279	12.909	12.925	8.421	4.887	7.840	10.342	12.727	14.427	12.887
Aguiar de Sousa – A41/A43	..	14.330	14.990	13.769	14.235	13.625	13.263	12.914	12.952	8.407	4.850	7.774	10.273	12.671	14.455	12.879
A41/A43 – Medas	..	15.148	16.026	14.536	14.840	14.174	13.918	13.506	13.534	8.889	5.288	8.486	11.087	13.642	15.409	13.547
Medas – A32/A41	..	13.907	15.005	13.253	13.489	12.835	12.542	12.239	12.275	8.068	4.799	7.706	10.125	12.472	14.521	12.471
A32/A41 – Sandim	..	11.420	13.302	10.775	10.413	9.935	10.109	9.564	9.726	6.188	3.705	6.153	8.220	10.289	12.717	10.180



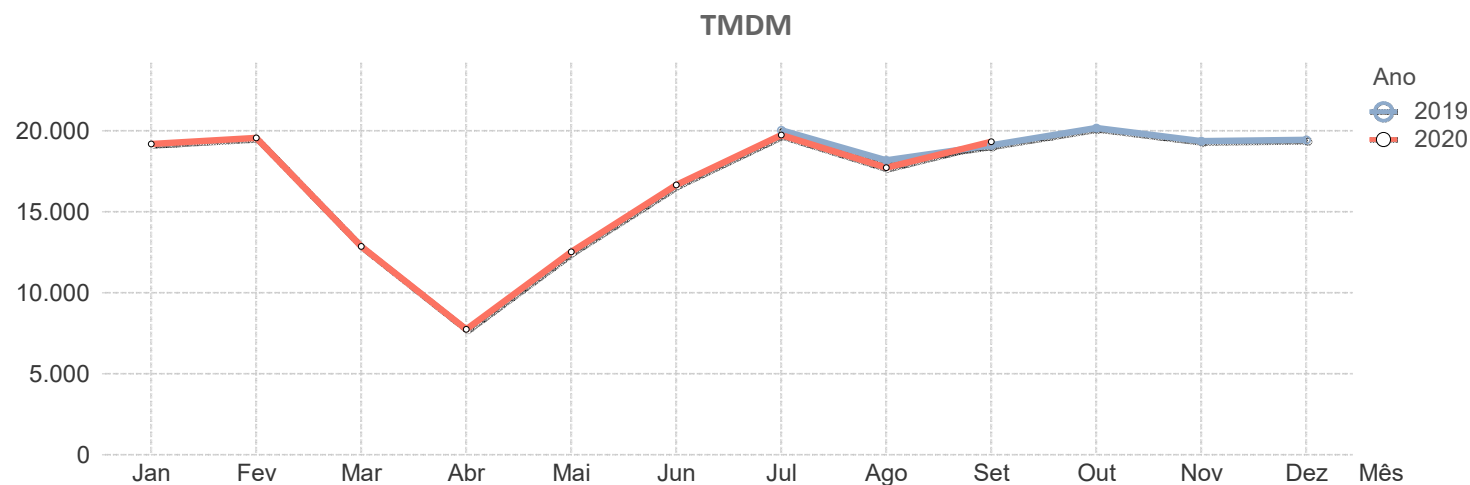
		A41														
		2019						2020								
Sublanço	..	Jul	Ago	Set	Out	Nov	Dez	Jan	Fev	Mar	Abr	Mai	Jun	Jul	Ago	Set
Sandim – Argoncilhe	..	11.586	13.560	10.925	10.487	10.012	10.210	9.659	9.836	6.209	3.691	6.219	8.313	10.454	12.901	10.301
Argoncilhe – Nogueira	..	22.658	23.390	21.834	20.459	19.369	20.023	19.625	20.120	12.453	7.152	13.509	17.152	21.310	21.839	19.862
Nogueira – Espinho (A1/A41)	..	22.507	23.233	21.688	20.322	19.239	19.889	19.494	19.985	12.369	7.104	13.418	17.037	21.167	21.693	19.729
Espinho (A1/A41) – Guetim	..	22.699	23.431	21.873	20.496	19.403	20.058	19.660	20.155	12.475	7.165	13.533	17.183	21.348	21.878	19.897
Guetim – Espinho	..	23.318	24.071	22.470	21.055	19.933	20.605	20.196	20.705	12.815	7.360	13.902	17.651	21.930	22.475	20.440
Média Ponderada	..	21.380	21.030	20.520	21.115	20.312	20.319	19.870	19.808	12.744	7.389	11.854	15.569	19.355	19.638	17.726



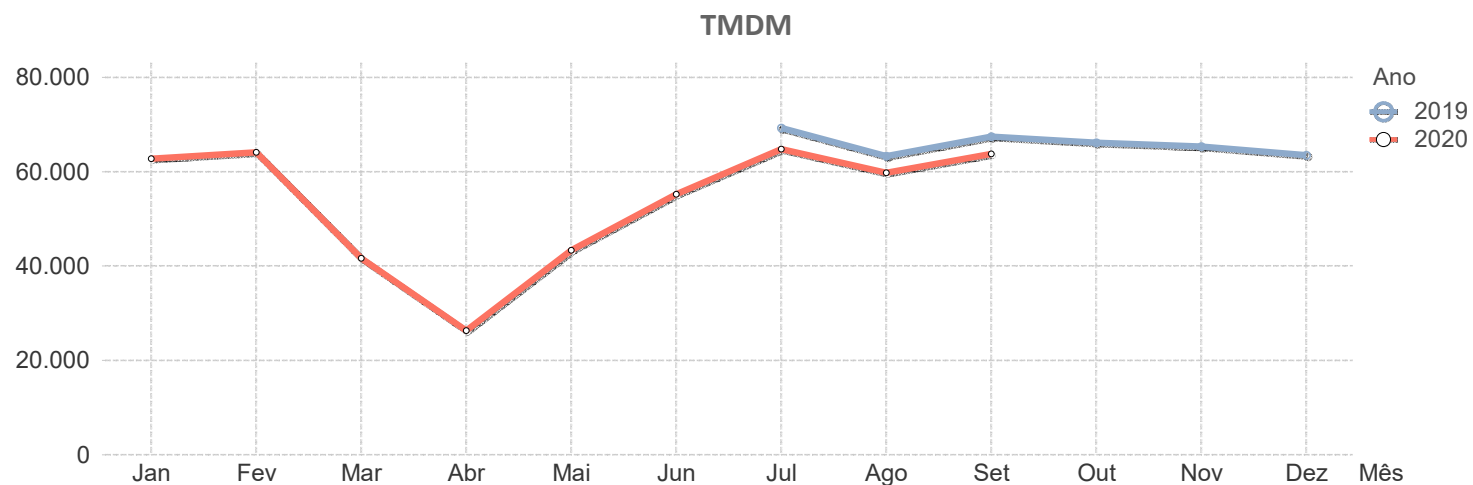
		A42														
		2019						2020								
Sublanço	..	Jul	Ago	Set	Out	Nov	Dez	Jan	Fev	Mar	Abr	Mai	Jun	Jul	Ago	Set
A41/A42 – Seroa	..	20.993	19.896	20.074	21.012	20.135	20.110	19.515	19.919	12.535	7.544	12.235	15.997	19.320	18.959	18.000
Seroa – Paços de Ferreira Oeste	..	23.483	21.570	22.607	23.644	22.696	22.349	22.066	22.547	14.884	9.446	14.578	18.431	21.875	21.229	19.000
Paços de Ferreira Oeste – Paços de Ferrei...	..	17.660	16.235	16.443	17.571	17.043	16.714	16.483	16.848	10.783	7.032	10.893	13.692	16.500	16.017	13.175
Paços de Ferreira Este – EN106 (Sul)	..	13.567	12.796	12.786	13.444	12.957	12.824	12.562	12.891	8.291	5.407	8.376	10.528	12.693	12.634	12.500
EN106 (Sul) – EN106 (Norte)	..	17.062	16.235	16.122	16.945	16.657	16.679	16.195	16.691	10.611	6.920	10.720	13.474	15.747	15.688	14.000
EN106 (Norte) – Lousada	..	9.783	9.654	9.168	9.535	9.160	9.184	8.868	9.127	5.746	3.620	5.754	7.403	8.882	9.115	8.600
Média Ponderada	..	16.248	15.315	15.387	16.163	15.575	15.451	15.100	15.462	9.896	6.263	9.837	12.543	15.031	14.839	13.536



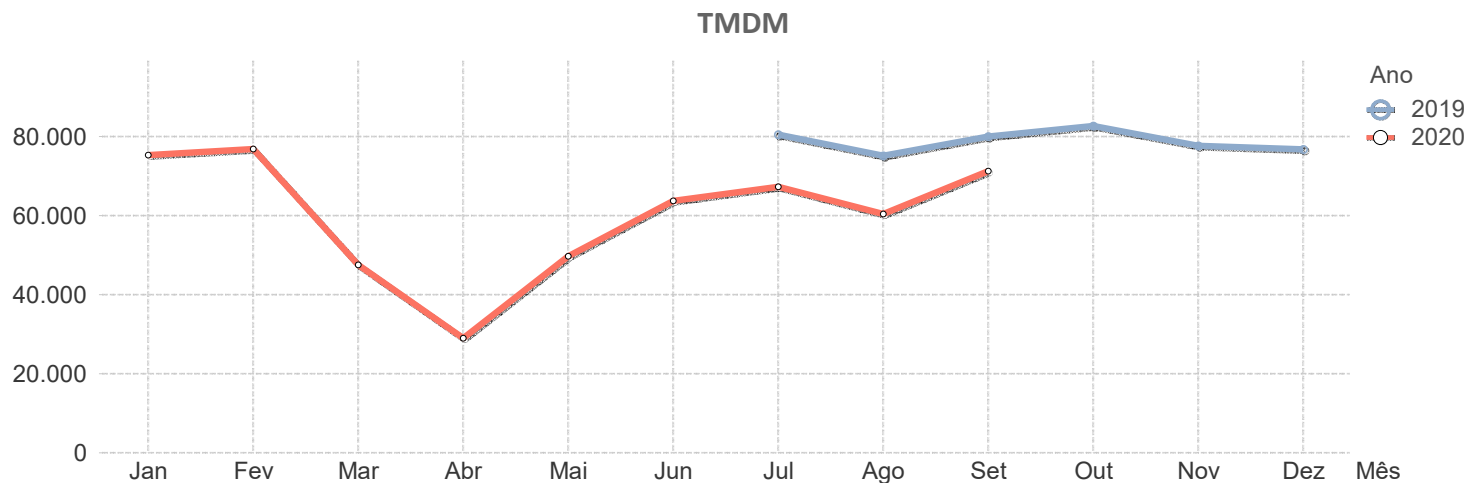
		A43														
		2019						2020								
Sublanço	..	Jul	Ago	Set	Out	Nov	Dez	Jan	Fev	Mar	Abr	Mai	Jun	Jul	Ago	Set
Freixo Norte – Falcão	..	42.696	42.723	41.425	42.614	40.555	41.044	41.846	42.956	27.983	16.610	27.267	37.047	43.348	39.398	43.009
Falcão – Areias	..	N/D	N/D	N/D	N/D	N/D	N/D	N/D	N/D	N/D	N/D	N/D	N/D	N/D	N/D	N/D
Areias – Carregais	..	45.917	41.025	42.993	45.511	43.966	44.116	43.650	44.805	29.189	17.326	28.441	38.640	45.126	40.123	44.347
Carregais – Gondomar Oeste	..	35.793	32.107	33.852	36.019	34.750	34.811	33.976	34.876	22.722	13.490	22.140	30.080	34.219	31.032	34.189
Gondomar Oeste – Gondomar Este	..	28.006	25.156	26.493	28.284	27.315	27.389	26.429	27.127	17.673	10.490	17.220	23.397	28.786	25.374	27.721
Gondomar Este – Gens	..	8.627	7.501	8.325	8.733	8.250	8.293	8.298	8.197	5.714	3.732	5.583	6.717	8.236	7.377	7.842
Gens – A41/A43	..	4.865	4.411	4.961	5.233	4.956	4.960	4.856	4.852	3.218	1.924	3.044	3.808	4.657	4.335	4.508
Média Ponderada	..	20.041	18.193	19.117	20.180	19.364	19.446	19.189	19.562	12.877	7.755	12.530	16.667	19.757	17.724	19.326



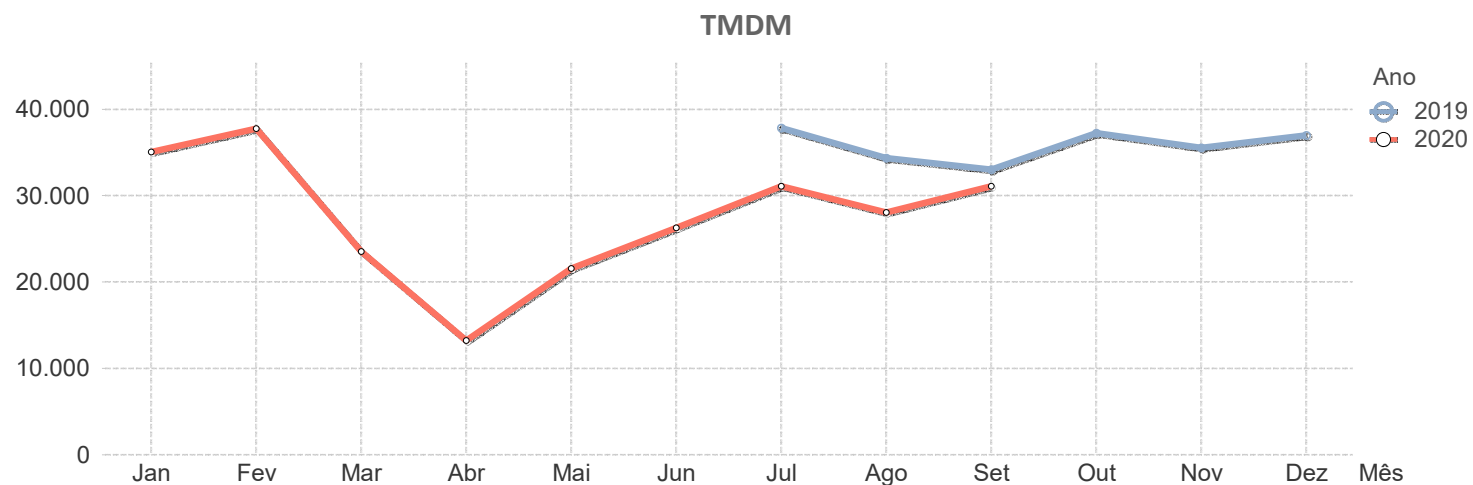
		A44														
		2019						2020								
Sublanço	..	Jul	Ago	Set	Out	Nov	Dez	Jan	Fev	Mar	Abr	Mai	Jun	Jul	Ago	Set
ER1-18 – EN109	..	48.758	45.571	47.696	46.672	45.041	43.662	42.626	44.099	29.088	18.934	31.059	39.471	45.176	41.906	44.602
EN109 – Valadares Norte	..	66.753	63.129	64.479	62.047	59.949	60.758	59.439	60.734	39.848	25.941	42.546	54.070	62.826	58.439	61.117
Valadares Norte – Madalena	..	79.314	72.773	77.092	73.963	74.362	69.154	69.480	72.417	47.811	31.120	51.049	64.880	74.763	69.433	73.508
Madalena – Coimbrões	..	92.704	82.412	89.251	87.288	90.350	78.479	83.315	87.058	56.629	36.821	59.979	75.454	87.489	80.950	85.584
Coimbrões – Continente	..	71.141	63.824	70.074	70.591	68.928	69.956	67.752	67.715	42.671	24.923	42.096	54.460	65.381	59.542	65.537
Continente – Barosa	..	71.141	63.824	70.074	70.591	68.928	69.956	67.752	67.715	42.671	24.923	42.096	54.460	65.381	59.542	65.537
Barosa – Av. da República	..	N/D	N/D	N/D	N/D	N/D	N/D	N/D	N/D	N/D	N/D	N/D	N/D	N/D	N/D	N/D
Av. da República – Gervide	..	N/D	N/D	N/D	N/D	N/D	N/D	N/D	N/D	N/D	N/D	N/D	N/D	N/D	N/D	N/D
Gervide – Freixo Sul	..	61.612	55.282	60.398	60.836	59.470	60.423	57.892	57.837	37.008	22.340	36.871	47.249	57.416	52.451	56.863
Média Ponderada	..	69.265	63.318	67.432	66.138	65.322	63.478	62.754	64.149	41.646	26.300	43.332	55.220	64.788	59.790	63.811



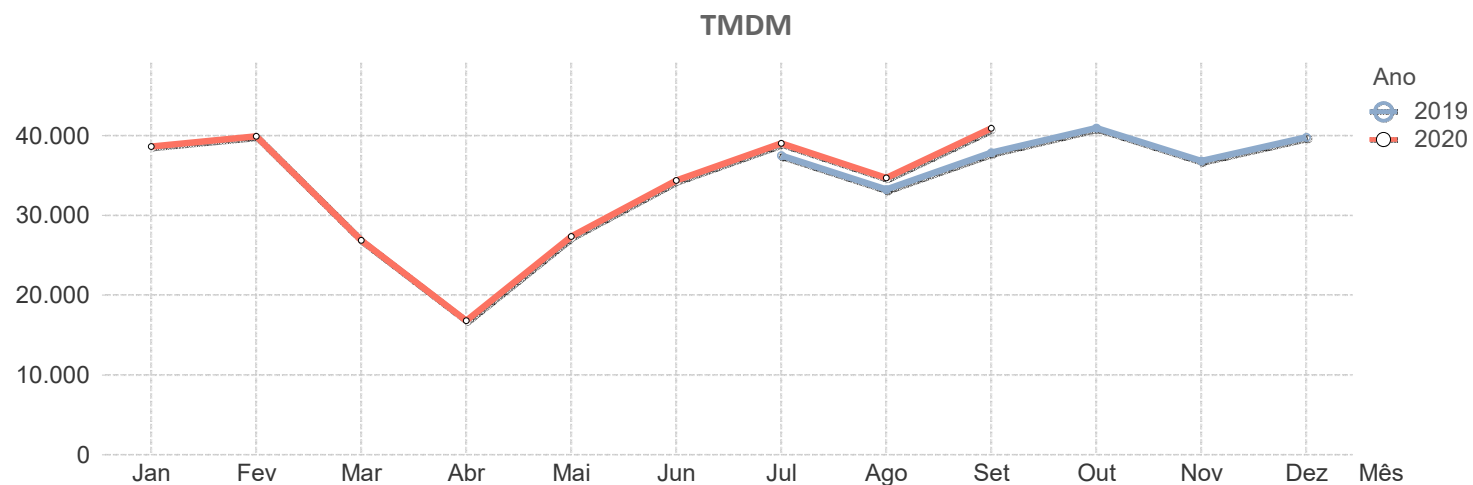
IP7																
Sublanço	2019						2020									
	Jul	Ago	Set	Out	Nov	Dez	Jan	Fev	Mar	Abr	Mai	Jun	Jul	Ago	Set	
CRIL/Eixo NS – Camarate	62.051	57.932	63.893	67.244	62.631	59.842	59.271	58.308	34.250	23.002	36.396	48.444	53.881	47.838	58.568	
Camarate – Alto Lumiar	61.437	57.805	63.668	66.827	62.119	59.339	59.143	58.159	34.084	22.875	36.392	48.056	52.827	51.428	55.649	
Alto Lumiar – Ameixoeira	56.794	53.440	58.859	60.669	57.236	56.545	55.003	56.820	37.002	24.868	39.555	50.403	48.129	43.040	51.777	
Ameixoeira – Av. Padre Cruz	63.684	57.420	63.552	66.055	61.009	61.568	59.930	61.526	34.148	23.171	35.622	45.701	51.134	43.948	55.869	
Av. Padre Cruz – Telheiras	68.825	62.238	67.429	71.021	66.749	66.785	64.738	66.387	41.677	30.171	50.851	64.492	65.338	58.402	65.000	
Telheiras – 2ª Circular/Eixo NS	114.423	105.140	115.141	118.443	112.354	114.034	111.323	113.366	73.676	37.367	69.026	85.510	91.680	74.643	104.138	
2ª Circular/Eixo NS – Av. Lusíada	118.089	110.010	116.364	121.193	115.726	113.906	111.420	113.532	77.082	39.094	72.217	89.463	84.512	80.551	92.678	
Av. Lusíada – Entrecampos	112.241	104.499	109.429	112.903	106.431	105.894	103.517	106.813	59.848	36.274	60.440	80.848	89.312	80.036	95.089	
Entrecampos – Radial de Benfica	119.547	109.771	117.811	122.819	113.833	112.630	111.113	114.842	69.977	39.856	68.078	89.735	97.554	87.116	105.150	
Radial de Benfica – Av. Ceuta	67.587	66.683	65.156	64.960	61.424	60.139	59.494	60.665	36.418	22.769	43.103	54.538	61.030	56.257	60.160	
Av. Ceuta – Viaduto Duarte Pacheco	77.036	75.593	74.683	74.706	70.830	69.212	67.981	69.490	45.497	25.875	48.509	62.073	68.098	60.355	69.767	
Média Ponderada	80.461	75.111	79.943	82.636	77.659	76.768	75.256	76.814	47.550	28.946	49.688	63.676	67.265	60.398	71.263	



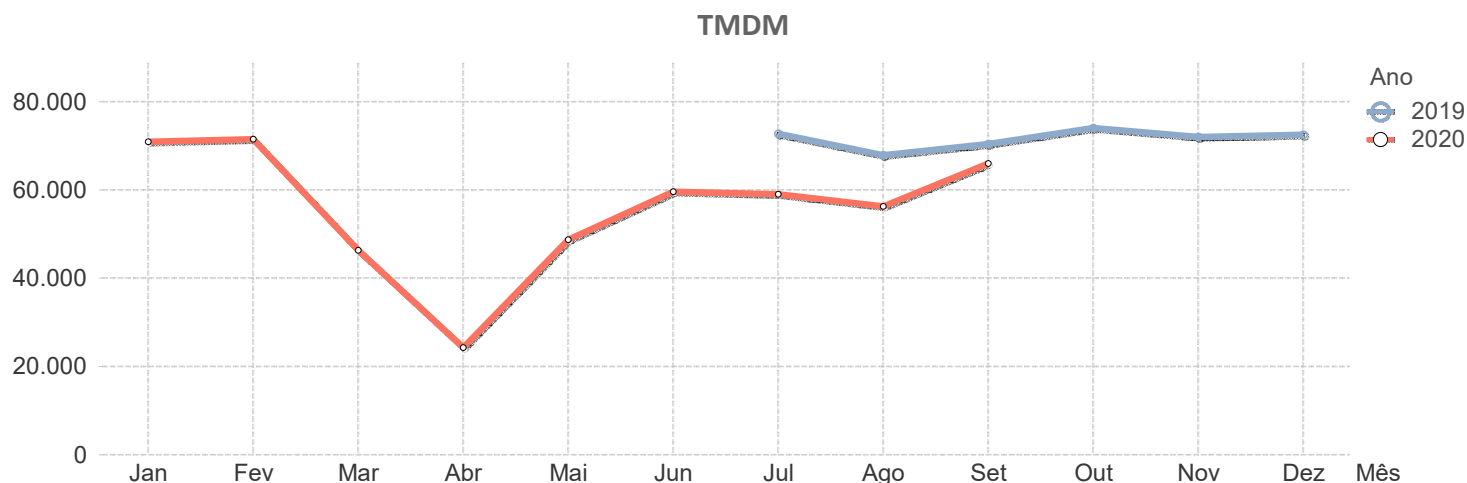
		IC2														
		2019						2020								
Sublanço	..	Jul	Ago	Set	Out	Nov	Dez	Jan	Fev	Mar	Abr	Mai	Jun	Jul	Ago	Set
Praça José Queirós – Portela		38.255	33.125	35.559	40.008	39.977	39.708	39.696	39.625	31.056	18.903	32.750	36.353	40.552	41.429	43.518
Portela – Bobadela		56.271	50.435	55.214	59.060	56.158	55.510	54.886	56.048	36.694	23.414	34.172	42.810	47.422	42.932	52.738
Bobadela – Ligação EN10		31.308	29.093	24.610	28.907	27.210	29.807	26.945	30.933	16.976	8.216	14.265	17.873	22.955	19.394	20.298
Ligação EN10 – Stª Iria de Azóia (A1/IC2)		N/D	N/D	N/D	N/D	N/D	N/D	N/D	N/D	N/D	N/D	N/D	N/D	N/D	N/D	N/D
Média Ponderada		37.832	34.361	33.003	37.227	35.539	36.970	35.054	37.773	23.523	13.235	21.567	26.262	31.099	28.057	31.077



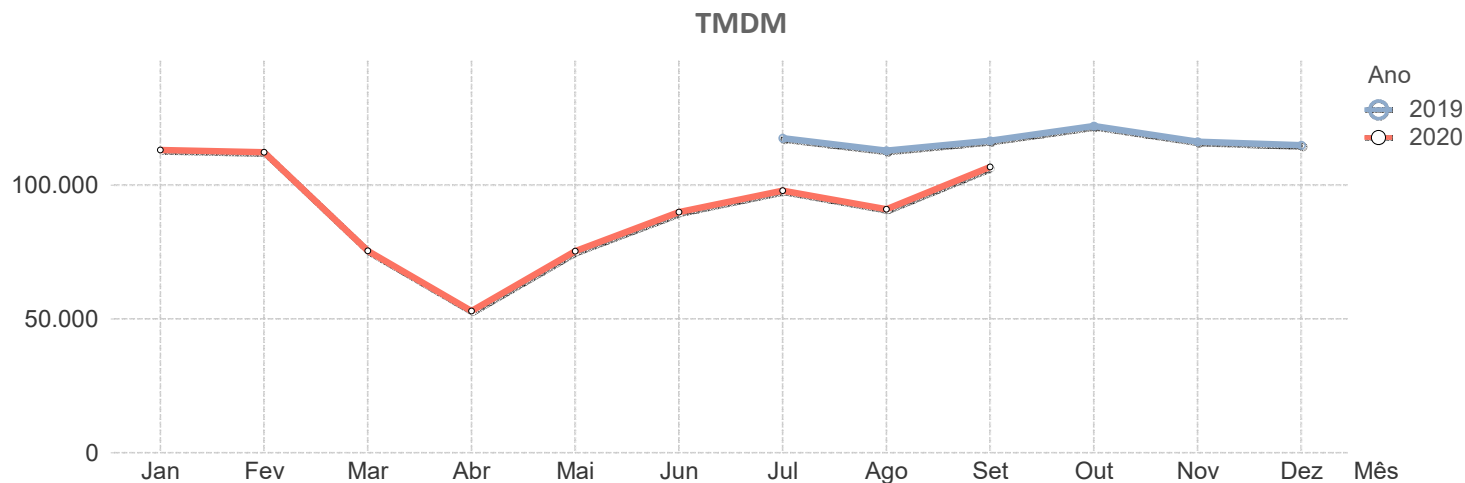
		IC16														
		2019						2020								
Sublanço	..	Jul	Ago	Set	Out	Nov	Dez	Jan	Fev	Mar	Abr	Mai	Jun	Jul	Ago	Set
Pontinha – Stº Eloi	..	54.016	49.801	54.293	58.118	53.646	57.929	54.994	57.018	39.059	22.846	40.244	50.757	58.353	53.140	61.092
Stº Eloi – Á-de-Beja	..	30.196	25.839	30.686	33.244	28.284	32.134	31.574	32.593	21.820	15.801	22.600	27.990	30.981	26.829	32.917
Á-de-Beja – Belas (IC16/CREL)	..	21.974	17.930	22.322	25.098	23.324	22.020	22.957	23.345	14.668	7.542	13.221	17.164	19.918	16.895	20.007
Média Ponderada	..	37.484	33.243	37.866	40.943	36.803	39.784	38.633	39.903	26.854	16.791	27.341	34.362	39.033	34.709	40.901



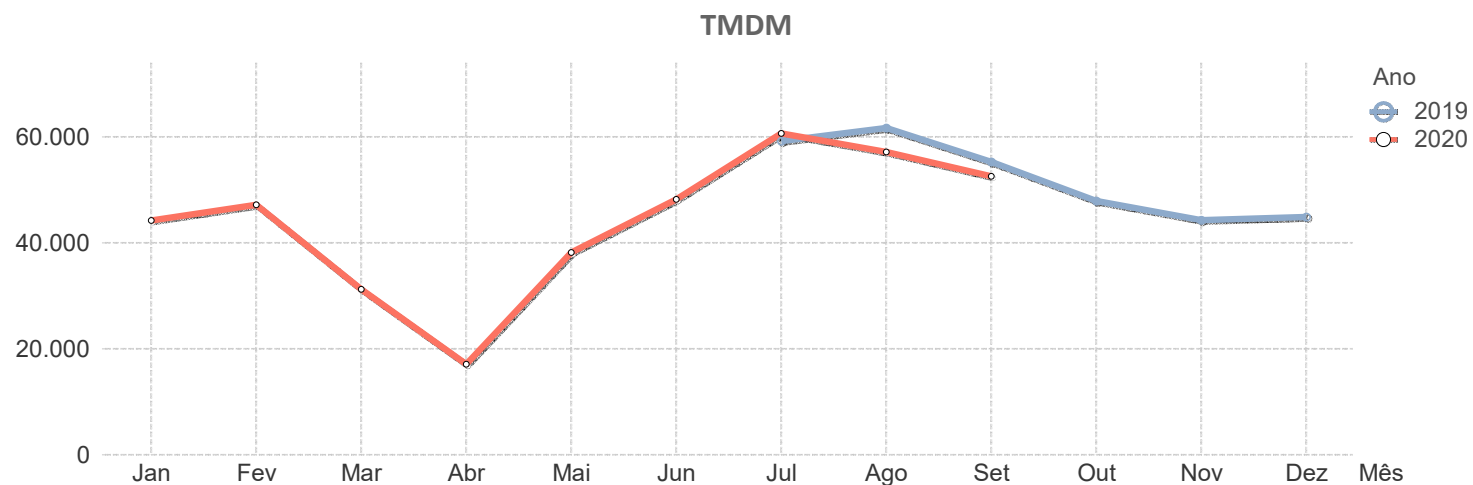
IC17																
Sublanço	2019						2020									
	Jul	Ago	Set	Out	Nov	Dez	Jan	Fev	Mar	Abr	Mai	Jun	Jul	Ago	Set	
R. Doca Pesca – Alto do Duque	23.366	22.989	24.095	24.431	23.620	22.895	23.056	23.937	16.945	16.107	19.457	22.927	22.454	22.309	21.700	
Alto do Duque – Miraflores	30.684	24.656	27.631	31.701	30.784	29.991	29.032	28.751	20.345	16.274	20.211	23.281	21.785	20.359	23.937	
Miraflores – CRIL/A5	N/D	N/D	N/D	N/D	N/D	N/D	N/D	N/D	N/D	N/D	N/D	N/D	N/D	N/D	N/D	
CRIL/A5 – Monsanto	N/D	N/D	N/D	N/D	N/D	N/D	N/D	N/D	N/D	N/D	N/D	N/D	N/D	N/D	N/D	
Monsanto – Zambujal	N/D	N/D	N/D	N/D	N/D	N/D	N/D	N/D	N/D	N/D	N/D	N/D	N/D	N/D	N/D	
Zambujal – Buraca	N/D	N/D	N/D	N/D	N/D	N/D	N/D	N/D	N/D	N/D	N/D	N/D	N/D	N/D	N/D	
Buraca – Damaia	N/D	N/D	N/D	N/D	N/D	N/D	N/D	N/D	N/D	N/D	N/D	N/D	N/D	N/D	N/D	
Damaia – Portas Benfica	N/D	N/D	N/D	N/D	N/D	N/D	N/D	N/D	N/D	N/D	N/D	N/D	N/D	N/D	N/D	
Portas Benfica – Pedralvas	N/D	N/D	N/D	N/D	N/D	N/D	N/D	N/D	N/D	N/D	N/D	N/D	N/D	N/D	N/D	
Pedralvas – Alfoanelos	N/D	N/D	N/D	N/D	N/D	N/D	N/D	N/D	N/D	N/D	N/D	N/D	N/D	N/D	N/D	
Alfoanelos – Pontinha	N/D	N/D	N/D	N/D	N/D	N/D	N/D	N/D	N/D	N/D	N/D	N/D	N/D	N/D	N/D	
Pontinha – Patameiras	N/D	N/D	N/D	N/D	N/D	N/D	N/D	N/D	N/D	N/D	N/D	N/D	N/D	N/D	N/D	
Patameiras – Odivelas	N/D	N/D	N/D	N/D	N/D	N/D	N/D	N/D	N/D	N/D	N/D	N/D	N/D	N/D	N/D	
Odivelas – Olival Basto	107.158	96.992	102.244	111.979	108.986	110.038	106.016	107.499	66.812	33.495	57.793	79.486	87.191	84.451	98.870	
Olival Basto – Grilo	53.713	50.737	54.174	56.528	53.010	55.595	56.815	52.445	34.705	16.763	39.050	54.173	44.010	41.495	48.931	
Grilo – IP7/CRIL	112.667	105.477	109.343	114.414	109.072	109.633	103.583	107.738	63.069	29.609	73.841	79.168	86.898	80.447	97.459	
IP7/CRIL – Limite Este IC17	93.302	89.054	89.622	91.427	91.200	91.315	89.761	91.762	62.062	29.175	67.965	78.890	75.974	72.393	86.414	
Média Ponderada	72.734	67.849	70.420	74.023	72.012	72.530	70.885	71.515	46.348	24.292	48.762	59.587	59.000	56.236	65.960	



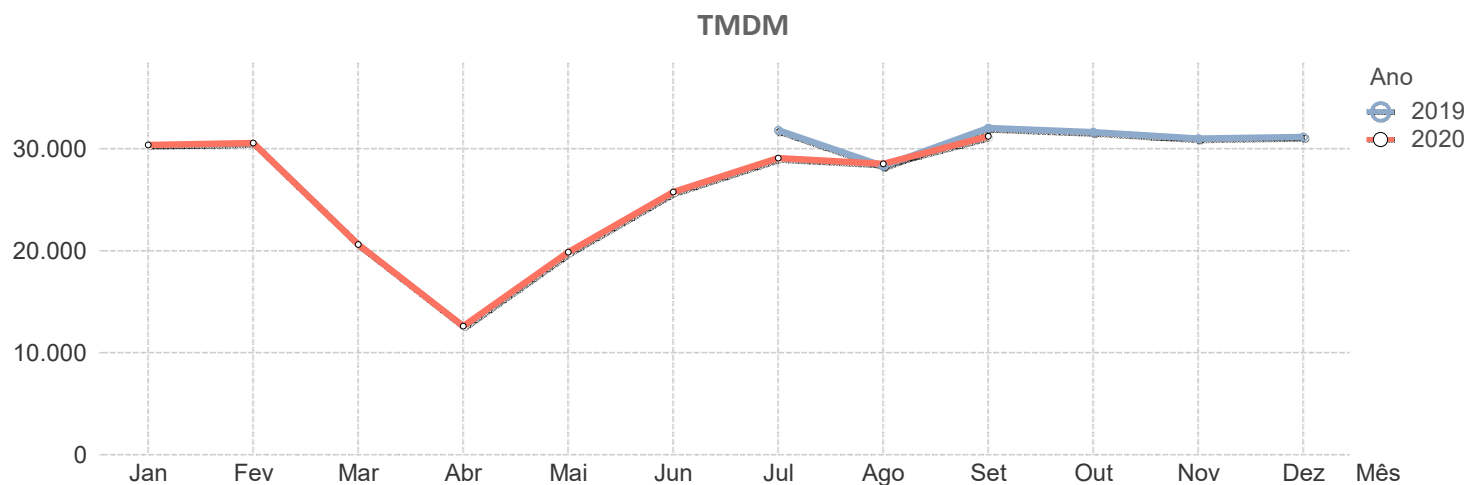
		IC19														
		2019						2020								
Sublanço	..	Jul	Ago	Set	Out	Nov	Dez	Jan	Fev	Mar	Abr	Mai	Jun	Jul	Ago	Set
Limite Este do IC19 – Estado Maior	..	135.245	126.743	131.662	140.586	134.147	129.873	129.153	127.607	80.597	56.231	80.199	99.765	101.859	88.975	115.148
Estado Maior – Damaia	..	105.675	102.252	104.368	123.737	118.509	113.172	113.495	114.155	80.598	62.064	82.701	98.587	105.195	101.896	101.188
Damaia – 4 Caminhos	..	121.267	115.682	120.919	126.274	121.431	121.418	122.685	118.777	80.612	53.718	75.410	92.200	96.256	86.123	107.710
4 Caminhos – EN117	..	98.896	96.973	97.851	103.252	99.146	96.827	93.987	97.325	70.868	49.833	55.565	81.949	85.234	77.982	89.969
EN117 – Hospital	..	126.467	122.577	126.314	132.189	126.575	125.339	126.286	127.368	76.876	54.150	80.647	98.411	113.896	96.670	130.350
Hospital – Palácio	..	152.531	141.208	151.116	151.998	151.532	149.804	127.825	119.402	76.625	65.357	97.059	117.898	115.275	109.291	128.173
Palácio – Queluz	..	148.890	142.875	147.797	153.636	146.369	141.564	140.382	140.540	101.949	66.429	95.072	118.765	119.815	114.016	133.530
Queluz – IC19/CREL	..	121.146	118.855	123.500	126.884	118.508	118.351	113.937	116.635	74.373	54.601	76.392	90.721	102.547	98.340	113.517
IC19/CREL – Tercena	..	133.555	129.080	131.509	134.641	122.528	124.220	123.822	127.442	81.250	54.088	75.442	92.595	106.140	96.612	117.082
Tercena – Consolata	..	126.017	121.695	123.731	132.267	126.438	124.720	125.891	123.984	87.370	57.542	83.266	96.090	102.132	94.201	114.309
Consolata – Aqualva	..	124.505	120.196	123.843	121.905	117.791	120.358	118.039	122.263	85.444	55.705	94.955	99.684	109.587	106.657	115.080
Aqualva – Cacém	..	118.298	112.250	114.232	119.835	113.442	110.342	103.269	106.916	76.984	52.889	73.001	86.592	96.804	95.518	99.080
Cacém – Paiões	..	113.080	108.358	110.918	114.772	110.077	110.850	112.319	104.154	76.561	54.463	79.351	88.907	95.220	93.832	100.229
Paiões – Rio de Mouro	..	112.618	108.700	116.205	119.944	111.932	110.689	105.037	107.350	71.132	54.798	74.887	88.534	95.928	88.737	105.154
Rio de Mouro – Alto do Forte	..	110.882	111.403	111.823	114.767	109.840	107.377	105.367	107.476	67.307	48.529	56.592	71.294	94.709	88.484	102.738
Alto do Forte – Mem Martins	..	89.712	84.597	87.878	92.536	87.220	88.173	89.284	84.410	59.386	39.312	57.979	66.694	73.735	70.270	78.877
Mem Martins – Ranholas	..	79.141	75.589	78.066	80.578	75.958	75.421	76.443	75.266	51.393	33.444	50.895	61.605	68.012	64.874	71.885
Média Ponderada	..	117.554	112.920	116.633	122.139	116.278	114.950	113.138	112.341	75.532	52.989	75.348	89.966	97.968	91.086	106.798



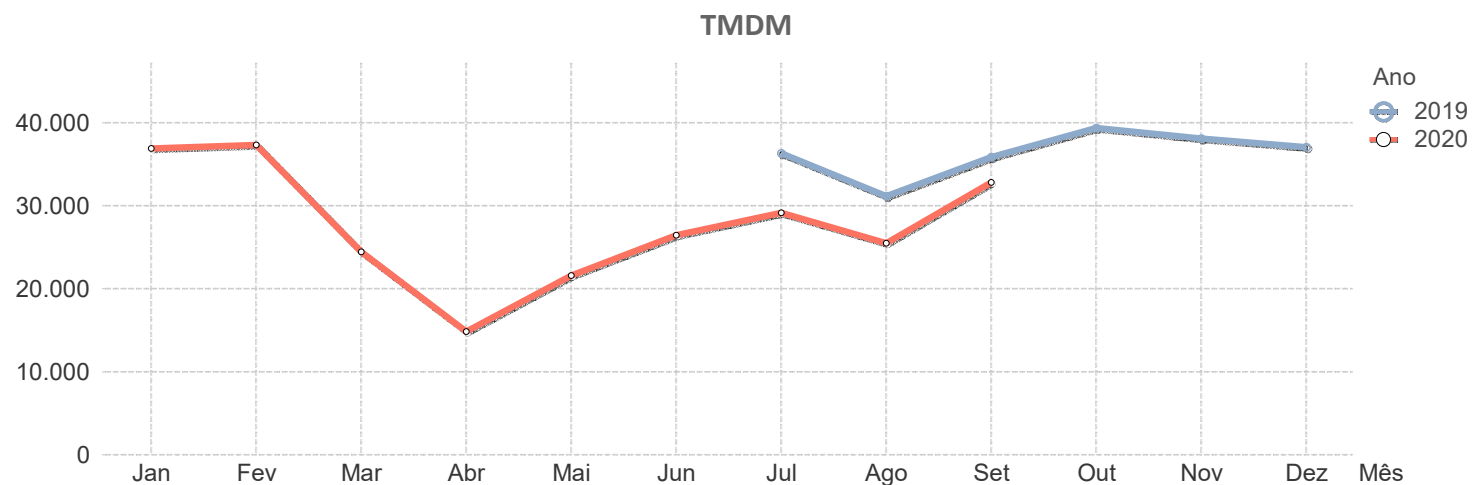
		IC20														
		2019						2020								
Sublanço	..	Jul	Ago	Set	Out	Nov	Dez	Jan	Fev	Mar	Abr	Mai	Jun	Jul	Ago	Set
Almada (A2/IC20) – Monte de Caparica	..	80.728	81.258	77.487	70.622	66.727	67.603	65.237	68.516	46.158	26.180	53.793	67.036	81.651	76.573	73.735
Monte de Caparica – Casas Velhas	..	81.469	82.503	77.651	69.121	64.246	64.894	63.742	67.003	44.318	24.151	51.675	65.399	81.845	76.638	72.937
Casas Velhas – Funchalinho	..	44.020	48.484	40.013	32.085	28.846	29.634	29.471	32.266	21.025	11.460	28.252	35.710	46.689	44.586	38.568
Funchalinho – Capuchos	..	41.083	44.918	36.830	29.606	26.470	27.294	27.282	30.098	19.359	10.056	25.740	33.106	42.868	40.805	35.146
Capuchos – Capuchos (EM10-1)	..	38.268	41.705	33.892	27.356	24.425	24.425	25.302	28.018	18.181	9.394	23.925	30.779	40.008	37.804	32.350
Capuchos (EM10-1) – Costa de Caparica	..	38.268	41.705	33.892	27.356	24.425	24.425	25.302	28.018	18.181	9.394	23.925	30.779	40.008	37.804	32.350
Média Ponderada	..	59.200	61.691	55.318	47.919	44.267	44.918	44.206	47.206	31.219	17.099	38.163	48.204	60.653	57.170	52.585



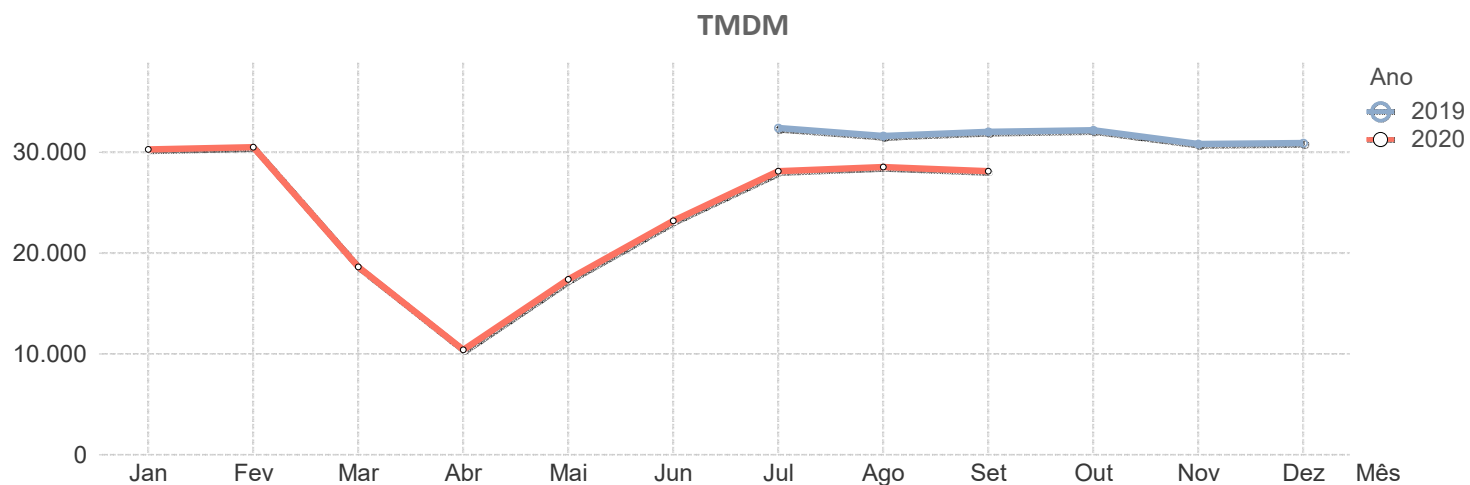
		IC21														
		2019						2020								
Sublanço	..	Jul	Ago	Set	Out	Nov	Dez	Jan	Fev	Mar	Abr	Mai	Jun	Jul	Ago	Set
Coina (A2/IC21) – Penalva	..	35.345	31.350	34.743	34.589	33.934	34.033	33.109	33.633	22.696	13.506	22.213	28.674	32.347	31.882	33.982
Penalva – Penalva (A33/IC21)	..	35.345	31.350	34.743	34.589	33.934	34.033	33.109	33.633	22.696	13.506	22.213	28.674	32.347	31.882	33.982
Penalva (A33/IC21) – Stº António Charneca	..	33.220	29.293	33.537	33.497	33.009	33.434	32.596	32.823	21.978	13.052	20.743	26.952	30.531	30.302	32.992
Stº António Charneca – Quinta da Lomba	..	33.118	29.496	33.569	32.747	32.181	32.377	31.711	31.917	21.531	13.335	20.754	27.304	31.030	30.572	33.974
Quinta da Lomba – Alto do Seixalinho	..	25.888	23.404	26.822	25.688	24.765	24.690	24.041	23.623	15.943	10.267	15.306	19.735	22.202	21.113	23.915
Alto do Seixalinho – Barreiro	..	20.286	18.140	20.854	21.457	20.881	20.941	20.216	20.274	14.110	9.790	14.101	17.054	18.584	17.249	19.554
Média Ponderada	..	31.829	28.302	32.038	31.625	30.993	31.165	30.384	30.573	20.613	12.602	19.875	25.758	29.098	28.538	31.238



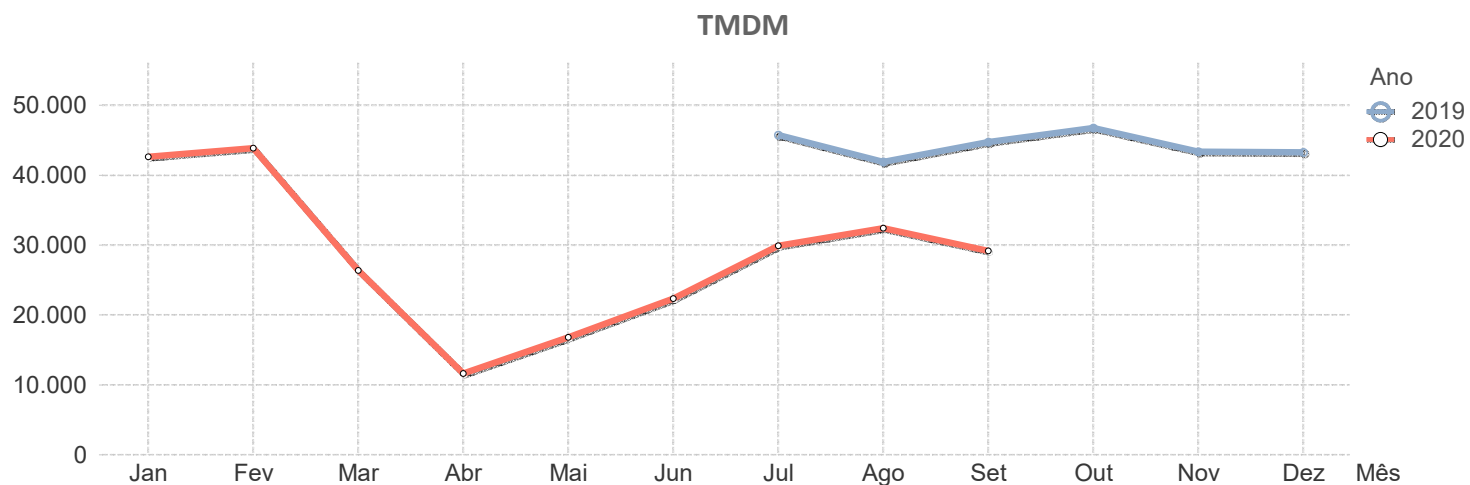
		IC22														
		2019						2020								
Sublanço	..	Jul	Ago	Set	Out	Nov	Dez	Jan	Fev	Mar	Abr	Mai	Jun	Jul	Ago	Set
Olival Basto – Ramada	..	47.942	41.740	47.180	51.229	49.041	48.106	48.042	48.687	32.130	19.701	29.108	35.469	39.139	34.181	43.658
Ramada – Montemor	..	20.805	17.095	20.791	23.560	23.481	22.308	22.075	22.172	14.202	8.384	11.566	14.403	15.856	13.916	18.412
Média Ponderada	..	36.312	31.178	35.870	39.371	38.087	37.050	36.913	37.323	24.447	14.851	21.590	26.441	29.161	25.496	32.838



		CSB														
		2019						2020								
Sublanço	..	Jul	Ago	Set	Out	Nov	Dez	Jan	Fev	Mar	Abr	Mai	Jun	Jul	Ago	Set
Braga Sul – Celeirós (A11)	..	21.715	22.632	21.186	20.332	19.203	19.233	18.895	19.088	11.156	5.687	10.159	14.114	18.376	20.341	18.238
Celeirós (A11) – EN14	..	34.030	35.697	33.268	32.806	31.258	31.188	30.439	30.665	18.014	9.248	16.340	22.488	28.617	31.007	28.459
EN14 – EN309	..	36.012	33.306	35.604	36.639	35.189	35.412	34.749	34.899	21.814	12.494	20.409	26.761	31.582	30.304	31.666
EN309 – EN101	..	40.310	37.421	40.156	41.313	39.790	40.013	39.153	39.431	24.719	14.539	23.531	30.639	35.705	34.261	36.003
EN101 – Circular Sul de Braga	..	45.219	42.380	45.530	46.636	45.087	45.214	44.158	44.689	27.990	16.749	26.870	35.180	40.312	39.089	40.478
Média Ponderada	..	32.410	31.619	32.024	32.189	30.813	30.911	30.273	30.513	18.636	10.399	17.397	23.217	28.124	28.541	28.135



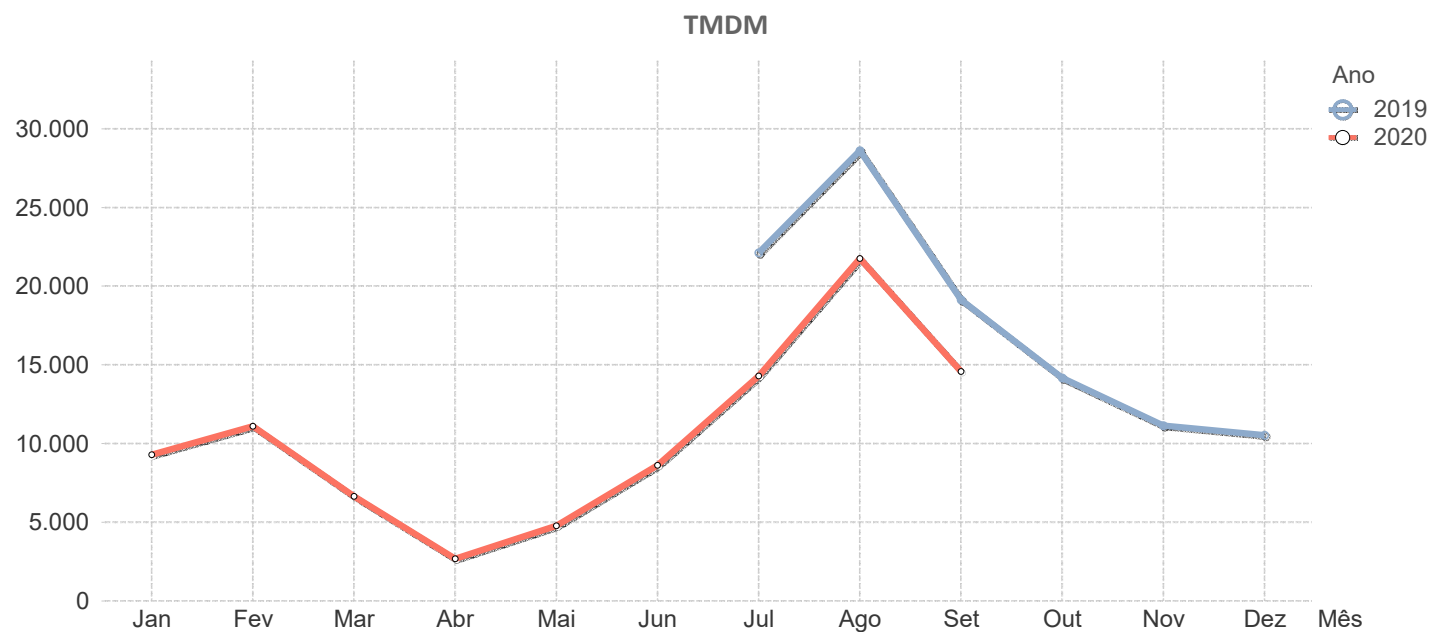
		VRI														
		2019						2020								
Sublanço	..	Jul	Ago	Set	Out	Nov	Dez	Jan	Fev	Mar	Abr	Mai	Jun	Jul	Ago	Set
Aeroporto – São Brás	..	45.991	41.820	44.304	46.988	43.627	43.378	43.426	44.384	26.226	11.502	16.663	22.192	34.258	33.616	30.000
São Brás – VILPL	..	46.610	41.346	45.385	47.204	43.688	43.354	42.933	44.248	26.226	11.502	16.663	22.192	28.278	31.355	28.000
VILPL – Custóias	..	43.667	43.249	43.368	45.606	42.607	43.134	41.690	42.884	26.768	11.924	17.108	22.701	32.673	34.713	31.768
Média Ponderada	..	45.755	41.904	44.754	46.748	43.386	43.295	42.624	43.881	26.376	11.618	16.786	22.332	29.903	32.437	29.177



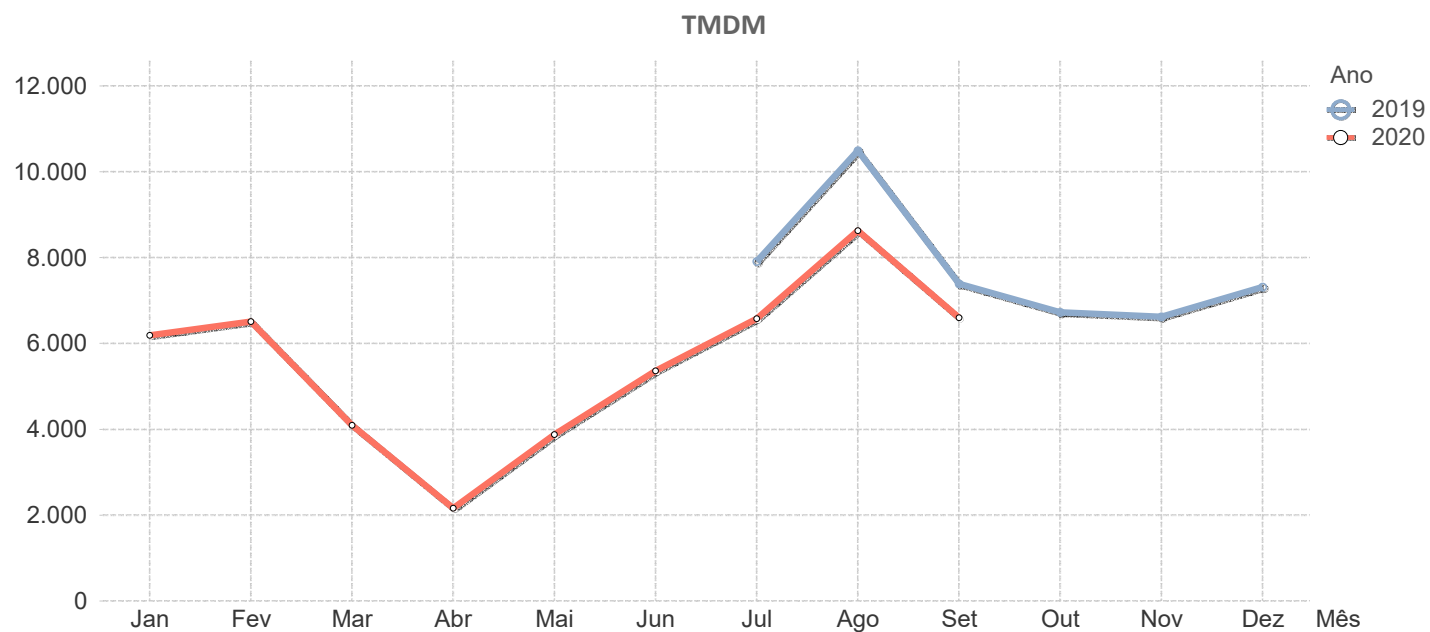
B

Tráfego Médio Diário Mensal por Concessão

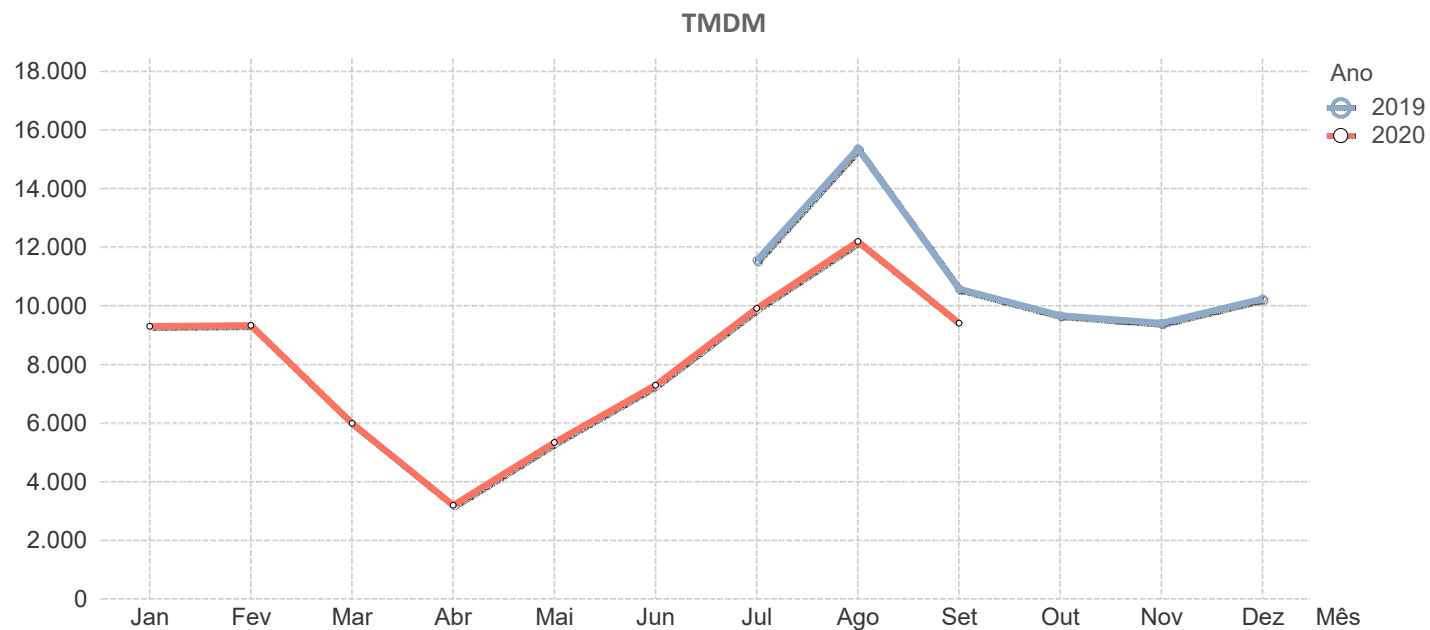
		Algarve														
		2019						2020								
Estrada	..	Jul	Ago	Set	Out	Nov	Dez	Jan	Feb	Mar	Abr	Mai	Jun	Jul	Ago	Set
A22	..	22.118	28.604	19.125	14.181	11.138	10.540	9.290	11.096	6.647	2.675	4.777	8.621	14.304	21.749	14.582
Média Ponderada		22.118	28.604	19.125	14.181	11.138	10.540	9.290	11.096	6.647	2.675	4.777	8.621	14.304	21.749	14.582



		Beira Interior														
		2019						2020								
Estrada	..	Jul	Ago	Set	Out	Nov	Dez	Jan	Feb	Mar	Abr	Mai	Jun	Jul	Ago	Set
A23	..	7.914	10.489	7.389	6.725	6.625	7.313	6.185	6.509	4.096	2.161	3.876	5.362	6.580	8.627	6.599
Média Ponderada		7.914	10.489	7.389	6.725	6.625	7.313	6.185	6.509	4.096	2.161	3.876	5.362	6.580	8.627	6.599

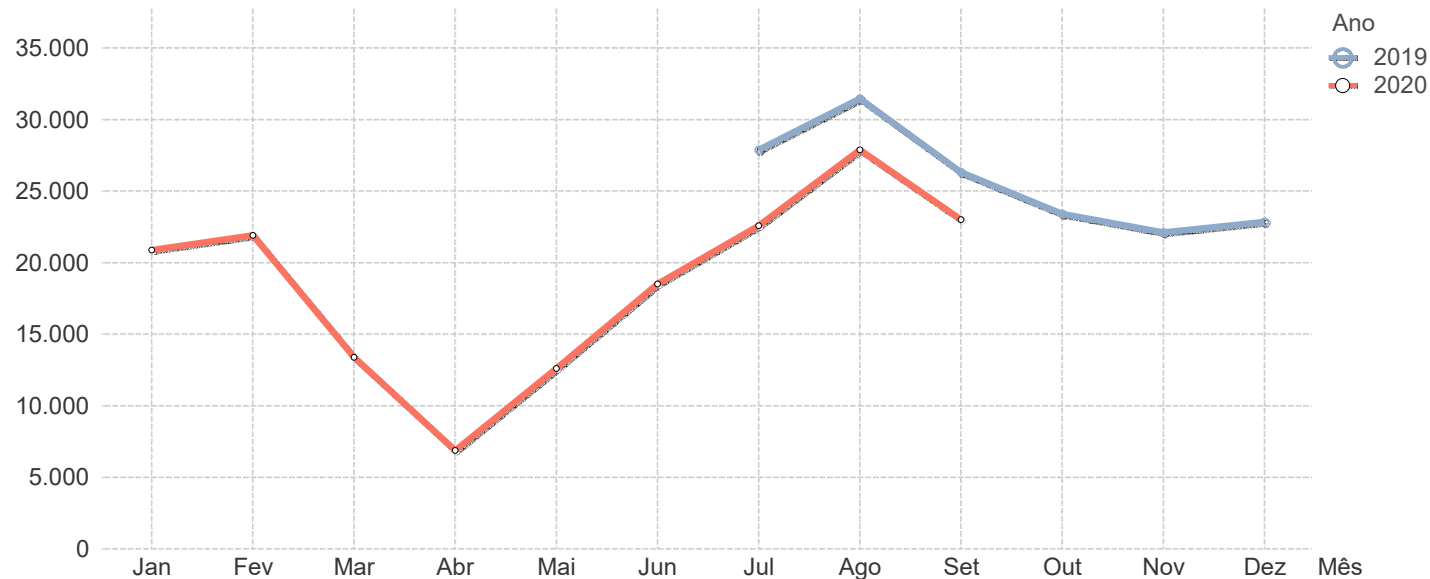


Beiras Litoral e Alta																
		2019											2020			
Estrada	..	Jul	Ago	Set	Out	Nov	Dez	Jan	Fev	Mar	Abr	Mai	Jun	Jul	Ago	Set
A25	..	11.557	15.364	10.582	9.673	9.411	10.245	9.305	9.342	5.994	3.203	5.342	7.295	9.922	12.198	9.419
Média Ponderada		11.557	15.364	10.582	9.673	9.411	10.245	9.305	9.342	5.994	3.203	5.342	7.295	9.922	12.198	9.419

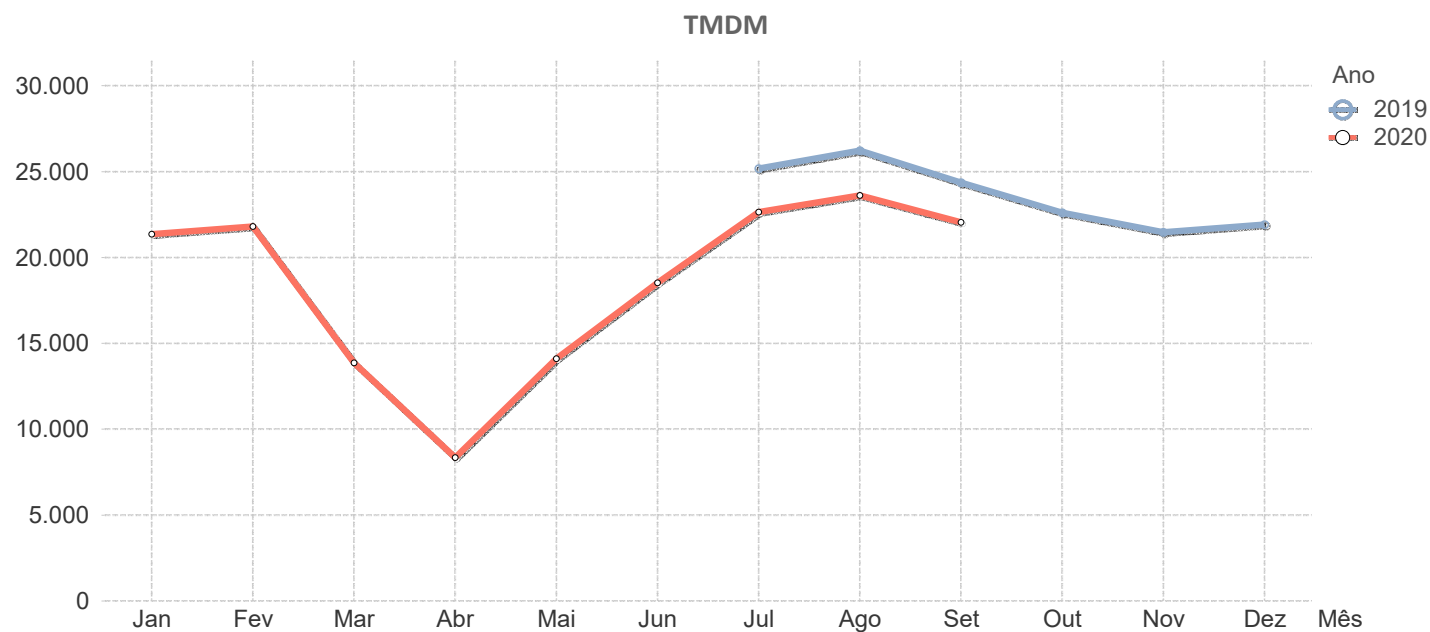


		Brisa														
		2019						2020								
Estrada	..	Jul	Ago	Set	Out	Nov	Dez	Jan	Fev	Mar	Abr	Mai	Jun	Jul	Ago	Set
A1	..	42.587	48.809	41.063	37.632	35.924	37.223	33.177	34.897	21.272	10.997	19.731	28.643	33.597	43.349	35.735
A2	..	26.968	33.879	23.569	17.192	15.486	15.950	14.424	15.913	9.554	4.509	10.027	17.384	22.207	31.012	20.937
A3	..	29.804	32.158	28.846	27.285	25.530	26.232	24.906	25.395	15.556	8.315	14.001	18.859	24.667	26.853	24.547
A4	..	38.332	40.490	36.826	34.814	33.358	34.496	32.282	33.521	21.455	12.965	22.165	28.909	34.380	37.309	33.939
A5	..	96.247	82.723	95.716	95.997	91.298	91.372	90.472	91.283	56.024	27.547	50.289	67.749	77.521	70.210	82.930
A6	..	7.330	8.692	6.851	6.014	5.798	6.738	5.353	5.718	3.343	1.452	2.594	3.664	5.256	6.290	5.288
A9	..	24.343	19.485	23.553	25.034	24.686	24.407	23.900	24.081	14.251	6.791	11.456	15.566	17.945	17.110	20.003
A10	..	8.836	9.322	8.338	7.696	7.415	7.476	6.998	7.274	4.609	2.610	4.323	6.187	7.208	8.467	7.613
A12	..	25.841	26.605	24.297	21.269	19.799	20.385	19.093	20.130	12.556	6.113	11.661	17.357	21.891	23.894	20.784
A12-1	..	7.749	6.384	7.340	8.135	7.597	6.793	7.309	7.273	5.805	3.687	5.035	6.120	6.749	6.081	6.775
A13	..	6.909	10.950	6.230	3.834	3.560	3.533	3.158	3.440	2.210	1.305	2.256	4.436	5.821	10.784	6.198
A14	..	10.249	11.333	8.868	7.594	7.078	7.868	7.555	7.968	4.901	2.860	5.654	7.558	10.115	11.187	8.620
CSB	..	32.410	31.619	32.024	32.189	30.813	30.911	30.273	30.513	18.636	10.399	17.397	23.217	28.124	28.541	28.135
Média Ponderada		27.889	31.459	26.328	23.422	22.119	22.857	20.889	21.922	13.388	6.883	12.622	18.517	22.587	27.882	23.012

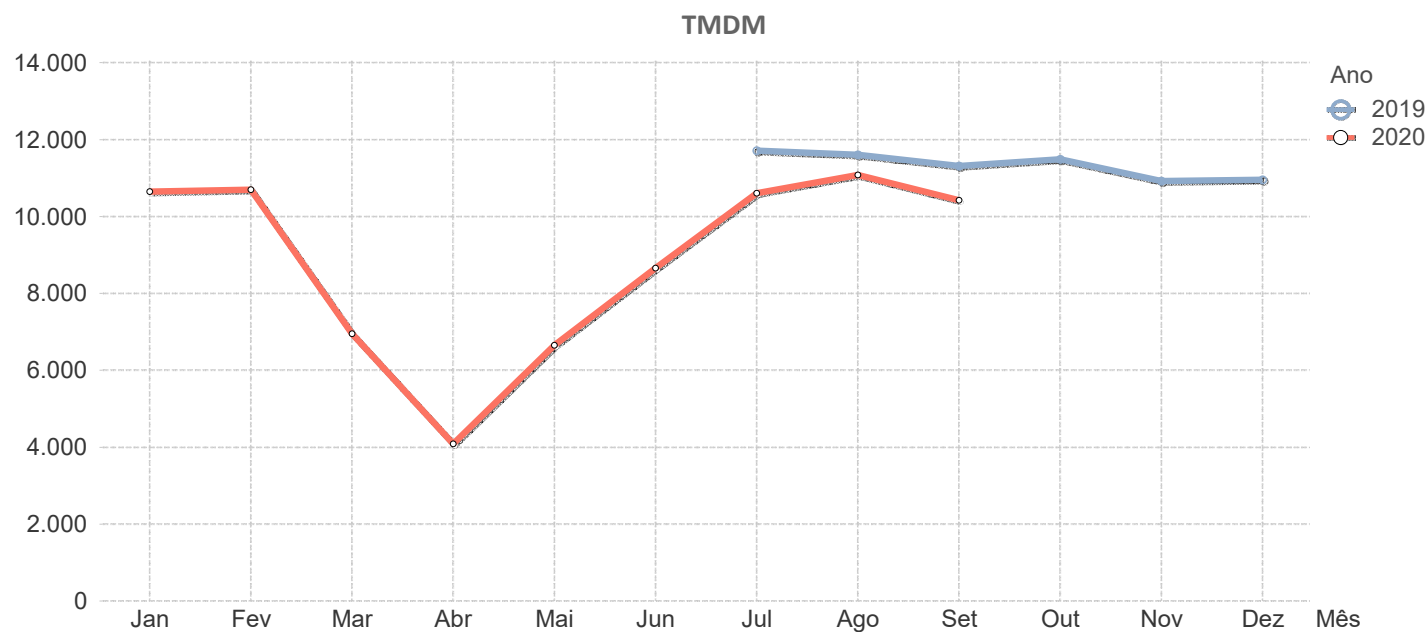
TMDM



		Costa de Prata														
		2019						2020								
Estrada	..	Jul	Ago	Set	Out	Nov	Dez	Jan	Fev	Mar	Abr	Mai	Jun	Jul	Ago	Set
A17	..	14.354	16.716	13.482	11.974	11.326	11.430	10.590	11.235	7.182	4.448	6.880	9.336	11.653	14.601	11.636
A25	..	31.121	34.445	28.395	25.372	23.403	24.290	23.791	24.059	15.713	9.423	16.392	21.668	28.437	32.106	26.154
A29	..	24.414	24.328	24.545	23.272	22.192	22.902	22.371	22.680	14.130	8.321	14.286	18.683	22.135	21.437	22.068
A44	..	71.291	65.801	69.071	66.774	66.343	62.893	63.115	65.329	42.901	27.919	45.728	57.989	67.035	62.230	65.644
Média Ponderada	..	25.174	26.218	24.361	22.614	21.464	21.923	21.351	21.798	13.860	8.345	14.118	18.529	22.638	23.610	22.050

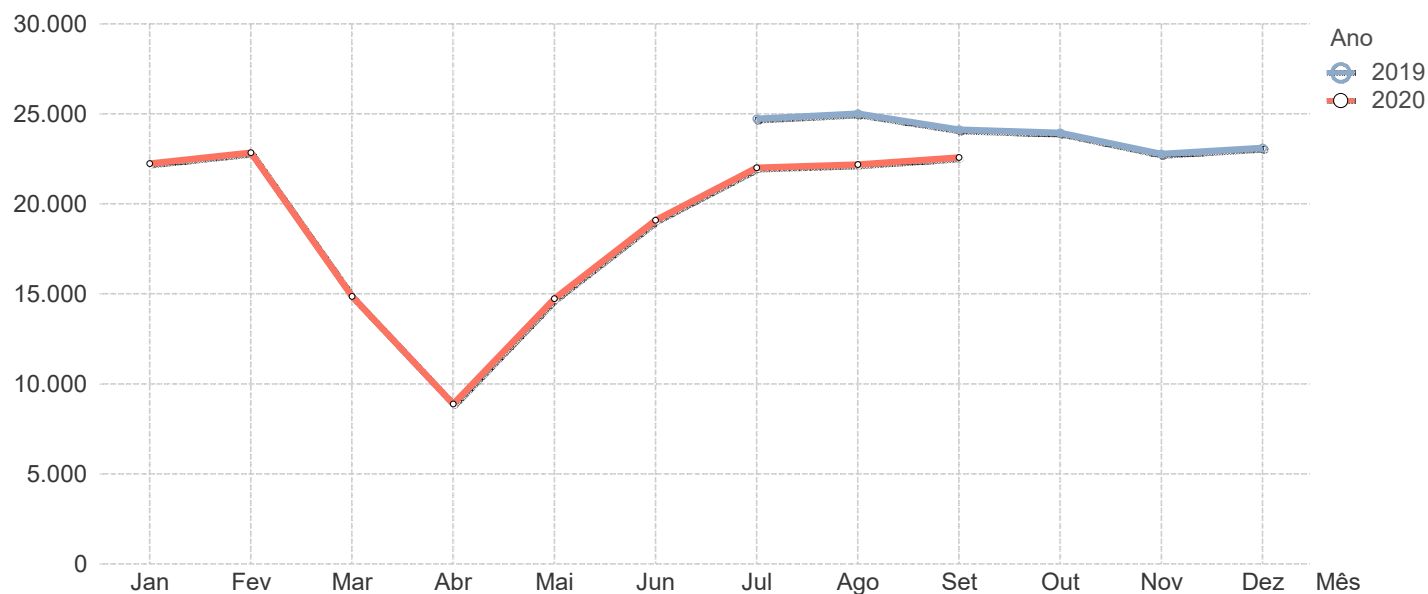


		Douro Litoral														
		2019						2020								
Estrada	..	Jul	Ago	Set	Out	Nov	Dez	Jan	Fev	Mar	Abr	Mai	Jun	Jul	Ago	Set
A32	..	9.841	8.958	9.639	9.835	9.332	9.533	9.188	9.192	5.979	3.468	5.557	7.319	8.798	8.439	8.634
A41	..	14.328	15.047	13.716	13.820	13.174	13.062	12.735	12.846	8.290	4.864	8.055	10.501	12.994	14.413	12.818
A43	..	6.989	6.156	6.861	7.209	6.816	6.842	6.800	6.741	4.628	2.945	4.478	5.451	6.678	6.053	6.391
Média Ponderada	..	11.710	11.608	11.317	11.485	10.925	10.955	10.651	10.701	6.954	4.088	6.652	8.661	10.604	11.078	10.421

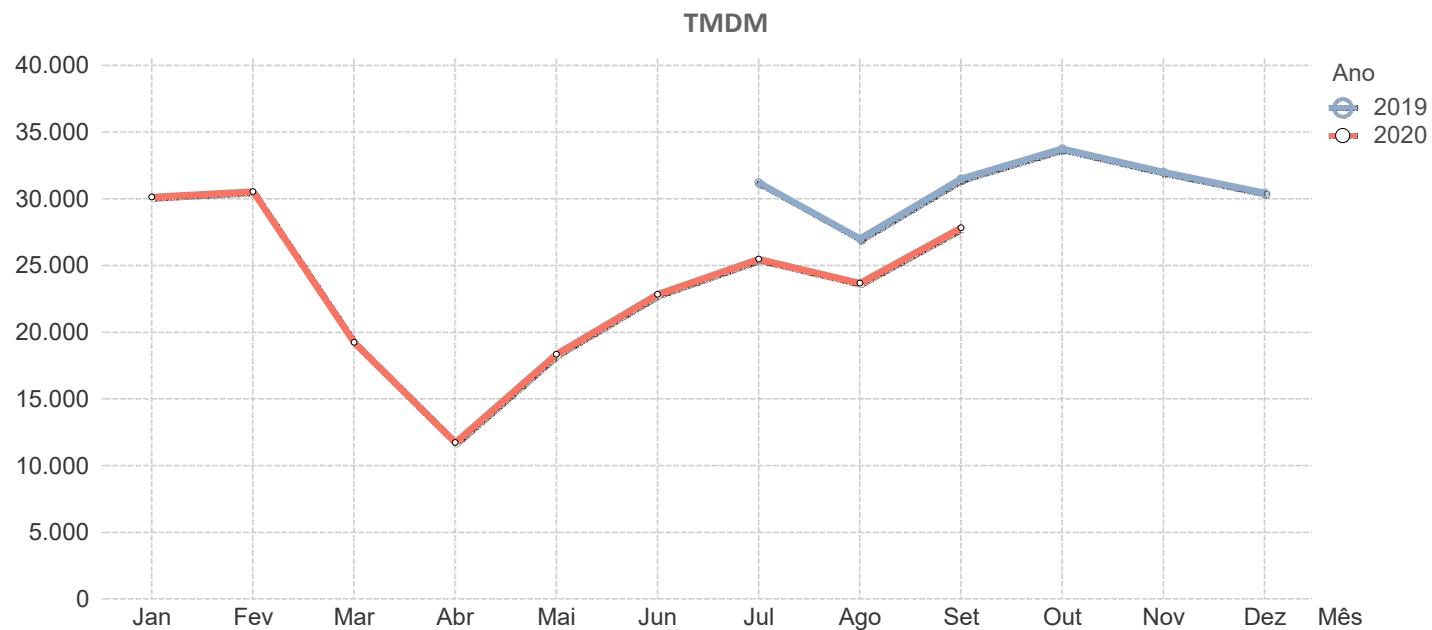


Infraestruturas de Portugal

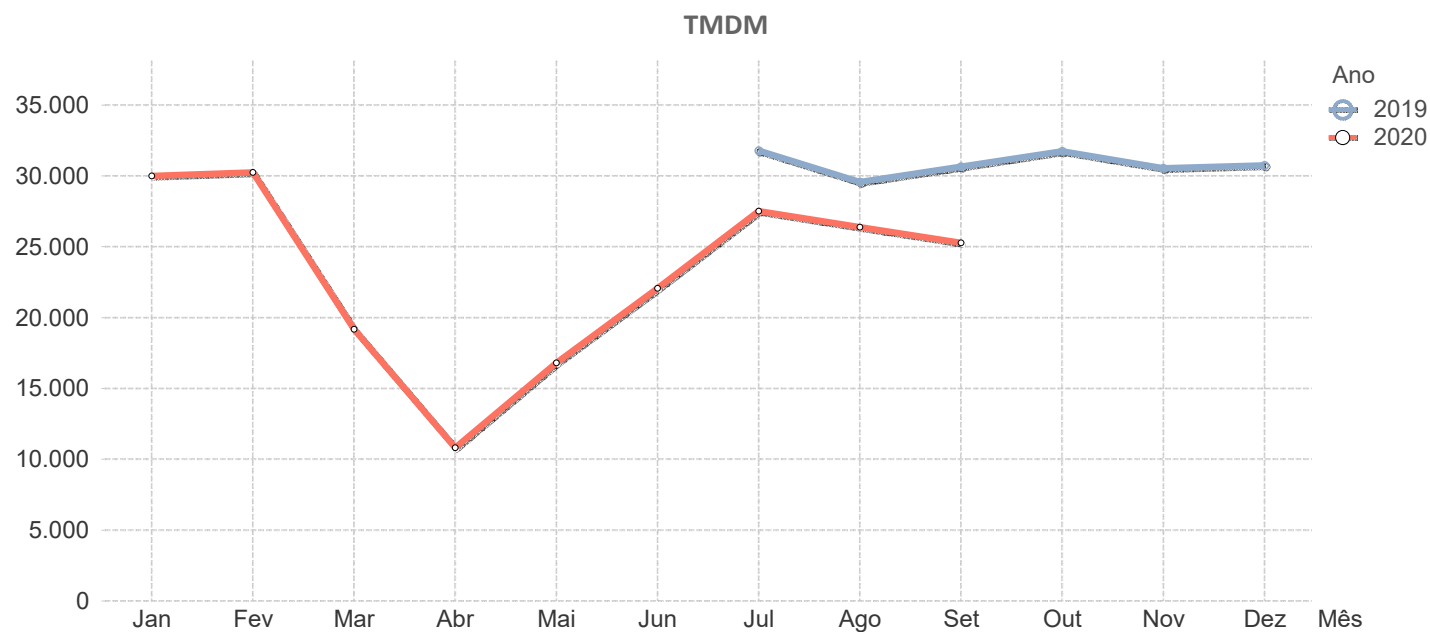
Estrada	2019						2020								
	Jul	Ago	Set	Out	Nov	Dez	Jan	Fev	Mar	Abr	Mai	Jun	Jul	Ago	Set
A1	101.487	101.248	104.207	103.317	99.401	101.801	98.024	99.631	65.473	41.834	66.740	85.957	89.382	92.912	97.039
A3	14.274	18.567	13.279	12.298	10.460	11.635	10.773	10.333	7.913	3.834	6.018	7.952	14.759	17.099	14.409
A4	9.014	11.382	8.568	7.978	7.633	7.914	7.182	7.730	4.862	2.659	4.723	6.412	7.833	9.473	7.786
A8	6.016	7.366	6.134	5.906	5.322	5.305	5.038	5.337	3.273	1.766	2.818	4.171	5.369	6.922	5.406
A13	5.497	5.797	5.047	4.805	4.696	4.613	4.299	4.536	2.918	1.711	2.902	3.998	4.794	5.703	4.831
A13-1	4.418	4.786	4.015	3.886	3.714	3.757	3.464	3.662	2.319	1.316	2.159	3.053	3.802	4.581	3.794
A19	12.175	11.323	11.937	12.322	11.775	11.538	11.536	11.612	8.357	5.365	7.684	9.972	11.098	10.715	11.485
A20	96.081	95.162	95.603	94.980	90.313	91.765	89.889	92.087	60.336	36.723	58.490	76.737	86.124	85.654	88.253
A21	14.710	14.095	13.975	12.956	11.929	12.728	12.436	12.995	7.736	3.290	7.346	11.365	13.595	13.467	13.095
A22	15.122	19.963	11.179	8.832	7.140	7.847	7.158	8.153	4.368	105	1.050	1.412	9.982	13.864	9.414
A23	16.411	19.111	16.253	15.060	13.350	14.613	12.268	13.295	8.374	4.000	8.314	11.596	13.796	16.782	13.825
A24	5.135	7.145	5.071	4.501	4.033	3.913	3.755	3.881	2.467	1.549	2.652	3.606	4.297	5.983	4.321
A28	140.102	136.013	137.840	134.184	128.489	126.830	131.721	135.051	87.848	52.102	85.541	116.486	117.419	111.087	115.538
A33	31.171	28.880	30.505	29.509	28.547	29.253	28.136	28.426	18.854	11.212	18.454	24.144	29.389	27.750	29.023
A43	36.851	33.696	34.901	36.885	35.525	35.678	35.145	36.075	23.502	13.951	22.900	31.113	36.601	32.755	35.986
A44	65.696	58.943	64.545	65.017	63.523	64.509	62.118	62.070	39.435	23.447	39.110	50.339	60.830	55.490	60.580
IP7	80.461	75.111	79.943	82.636	77.659	76.768	75.256	76.814	47.550	28.946	49.688	63.676	67.265	60.398	71.263
IC2	37.832	34.361	33.003	37.227	35.539	36.970	35.054	37.773	23.523	13.235	21.567	26.262	31.099	28.057	31.077
IC16	37.484	33.243	37.866	40.943	36.803	39.784	38.633	39.903	26.854	16.791	27.341	34.362	39.033	34.709	40.901
IC17	72.734	67.849	70.420	74.023	72.012	72.530	70.885	71.515	46.348	24.292	48.762	59.587	59.000	56.236	65.960
IC19	117.554	112.920	116.633	122.139	116.278	114.950	113.138	112.341	75.532	52.989	75.348	89.966	97.968	91.086	106.798
IC20	59.200	61.691	55.318	47.919	44.267	44.918	44.206	47.206	31.219	17.099	38.163	48.204	60.653	57.170	52.585
IC21	31.829	28.302	32.038	31.625	30.993	31.165	30.384	30.573	20.613	12.602	19.875	25.758	29.098	28.538	31.238
IC22	36.312	31.178	35.870	39.371	38.087	37.050	36.913	37.323	24.447	14.851	21.590	26.441	29.161	25.496	32.838
Média Ponderada	24.730	25.013	24.137	23.951	22.774	23.111	22.238	22.841	14.862	8.893	14.737	19.102	22.013	22.196	22.581

TMDM


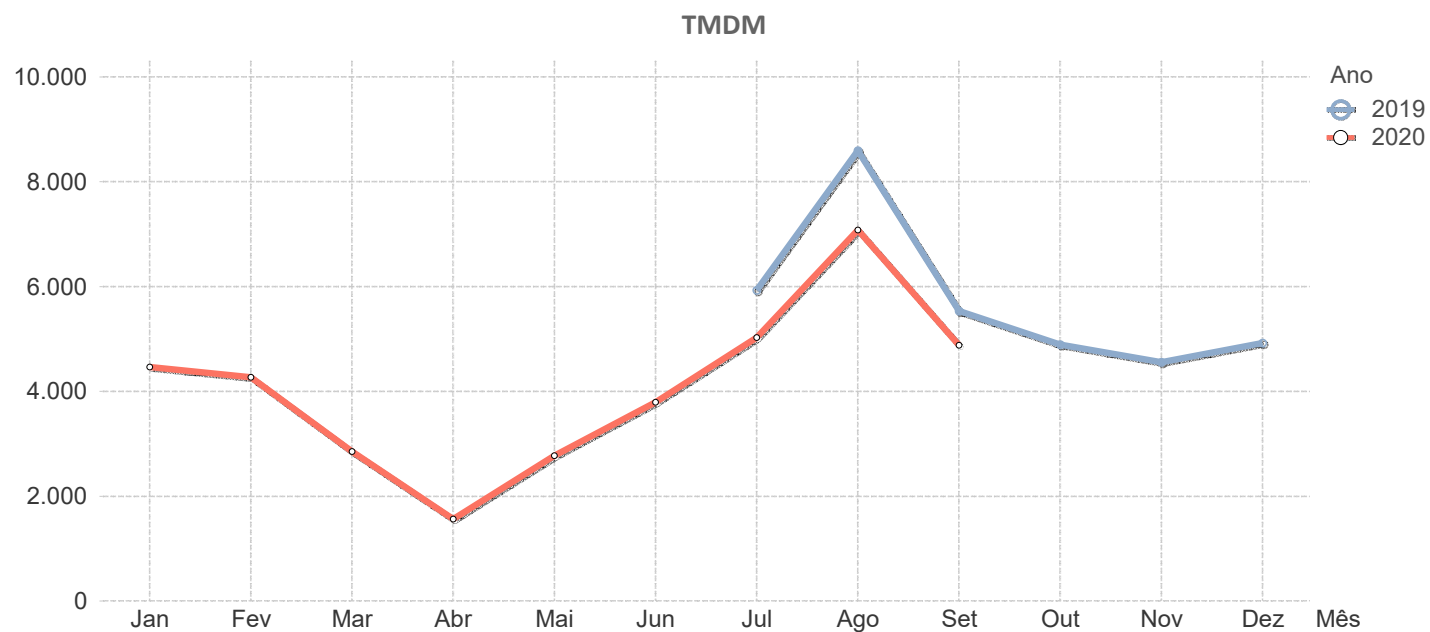
Grande Lisboa																
		2019						2020								
Estrada	..	Jul	Ago	Set	Out	Nov	Dez	Jan	Feb	Mar	Abr	Mai	Jun	Jul	Ago	Set
A16	..	31.228	27.021	31.517	33.760	32.011	30.464	30.141	30.549	19.256	11.739	18.349	22.848	25.482	23.684	27.844
Média Ponderada		31.228	27.021	31.517	33.760	32.011	30.464	30.141	30.549	19.256	11.739	18.349	22.848	25.482	23.684	27.844



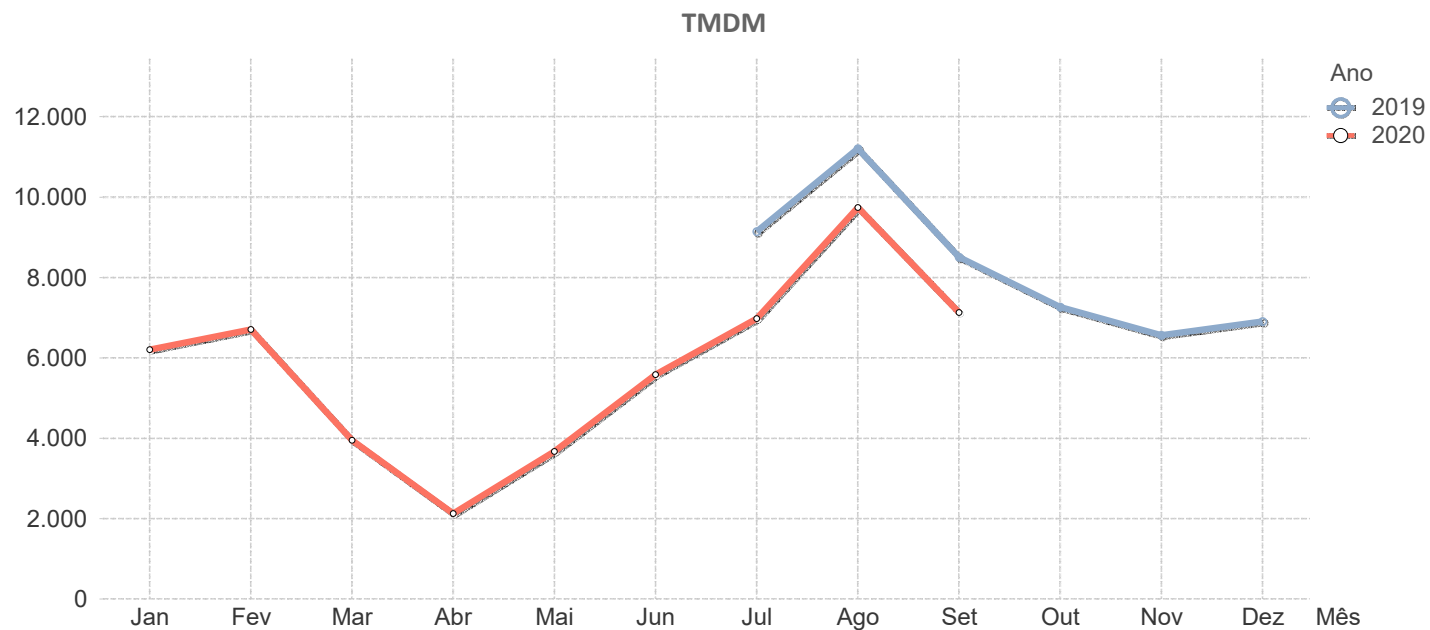
		Grande Porto														
		2019						2020								
Estrada	..	Jul	Ago	Set	Out	Nov	Dez	Jan	Fev	Mar	Abr	Mai	Jun	Jul	Ago	Set
A4	..	58.527	53.780	57.235	57.795	55.647	56.643	54.710	55.924	35.146	18.819	28.894	38.245	48.418	45.198	48.775
A41	..	33.063	30.941	31.792	33.201	32.136	32.342	31.690	31.342	20.123	11.573	18.148	23.965	29.894	28.293	25.858
A42	..	16.248	15.315	15.387	16.163	15.575	15.451	15.100	15.462	9.896	6.263	9.837	12.543	15.031	14.839	13.536
VRI	..	45.755	41.904	44.754	46.748	43.386	43.295	42.624	43.881	26.376	11.618	16.786	22.332	29.903	32.437	29.177
Média Ponderada	..	31.777	29.569	30.664	31.740	30.550	30.749	29.998	30.242	19.188	10.829	16.811	22.062	27.522	26.387	25.283



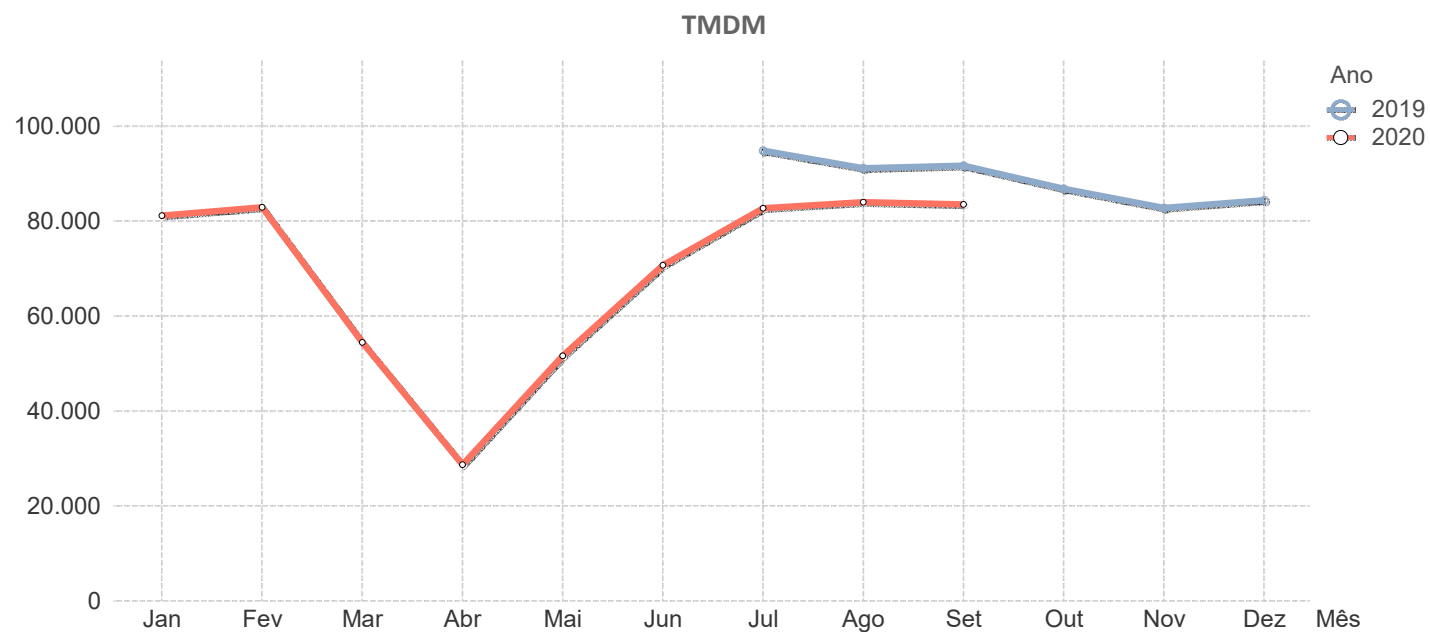
		Interior Norte														
		2019						2020								
Estrada	..	Jul	Ago	Set	Out	Nov	Dez	Jan	Feb	Mar	Abr	Mai	Jun	Jul	Ago	Set
A24	..	5.932	8.594	5.535	4.894	4.555	4.922	4.468	4.273	2.851	1.566	2.775	3.791	5.030	7.080	4.879
Média Ponderada		5.932	8.594	5.535	4.894	4.555	4.922	4.468	4.273	2.851	1.566	2.775	3.791	5.030	7.080	4.879



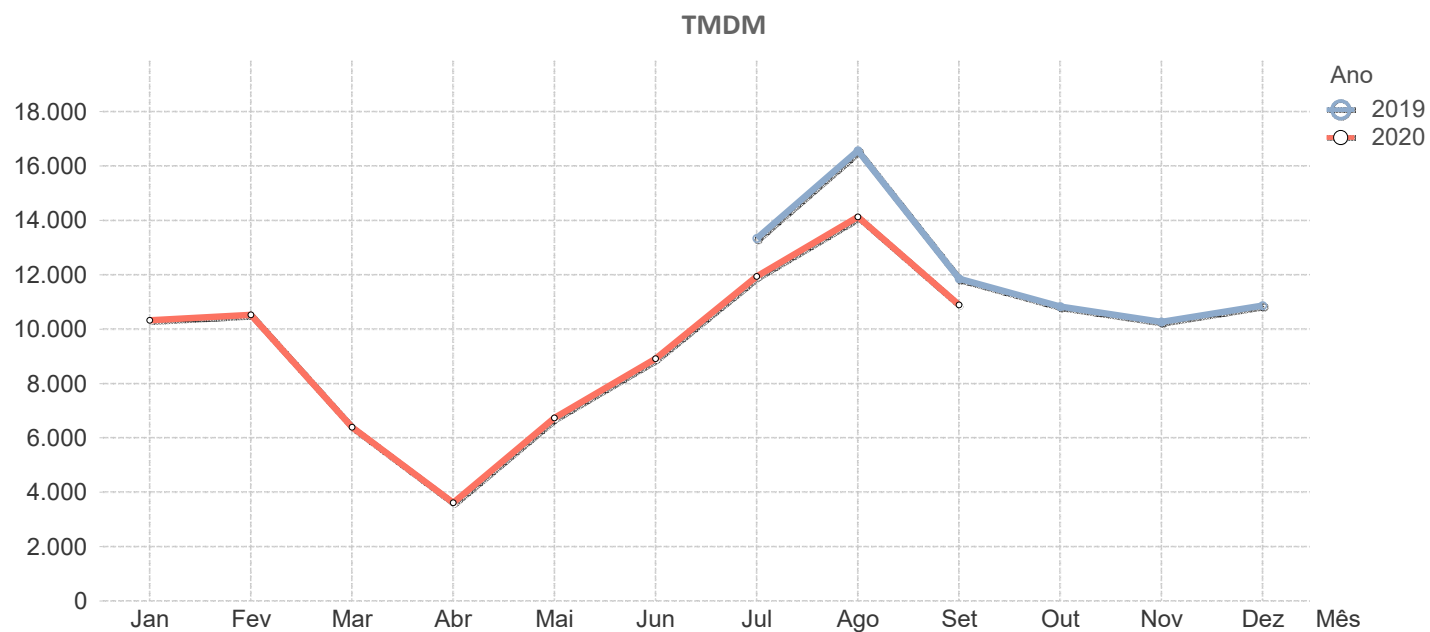
		Litoral Centro														
		2019						2020								
Estrada	..	Jul	Ago	Set	Out	Nov	Dez	Jan	Feb	Mar	Abr	Mai	Jun	Jul	Ago	Set
A17	..	9.146	11.204	8.503	7.263	6.562	6.908	6.204	6.708	3.951	2.126	3.669	5.582	6.979	9.744	7.128
Média Ponderada		9.146	11.204	8.503	7.263	6.562	6.908	6.204	6.708	3.951	2.126	3.669	5.582	6.979	9.744	7.128



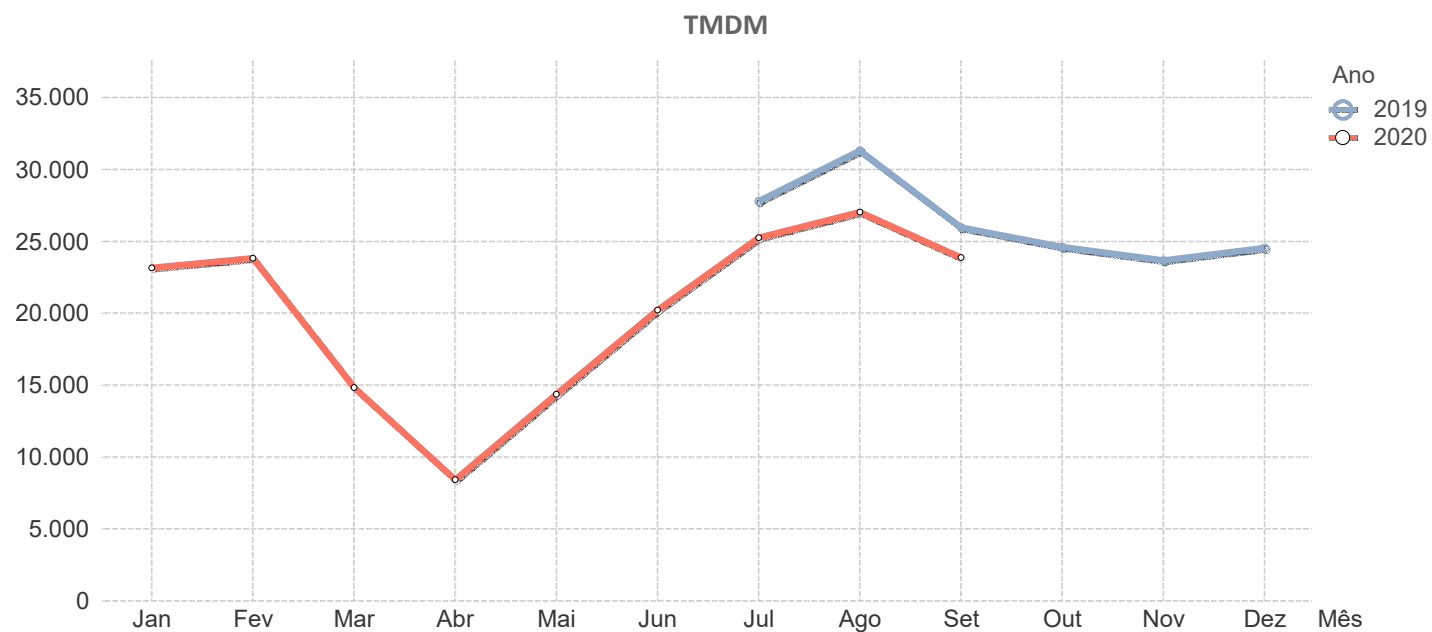
		Lusoponte														
		2019						2020								
Estrada	..	Jul	Ago	Set	Out	Nov	Dez	Jan	Fev	Mar	Abr	Mai	Jun	Jul	Ago	Set
A2	..	153.255	148.666	148.194	140.492	134.224	134.094	130.797	135.853	91.849	49.846	94.767	122.002	141.708	142.774	141.850
A12	..	75.345	71.936	72.832	68.901	65.641	67.789	64.652	65.282	42.031	21.707	37.227	53.610	63.043	64.430	64.054
Média Ponderada	..	94.823	91.119	91.673	86.799	82.787	84.365	81.188	82.925	54.486	28.742	51.612	70.708	82.709	84.016	83.503



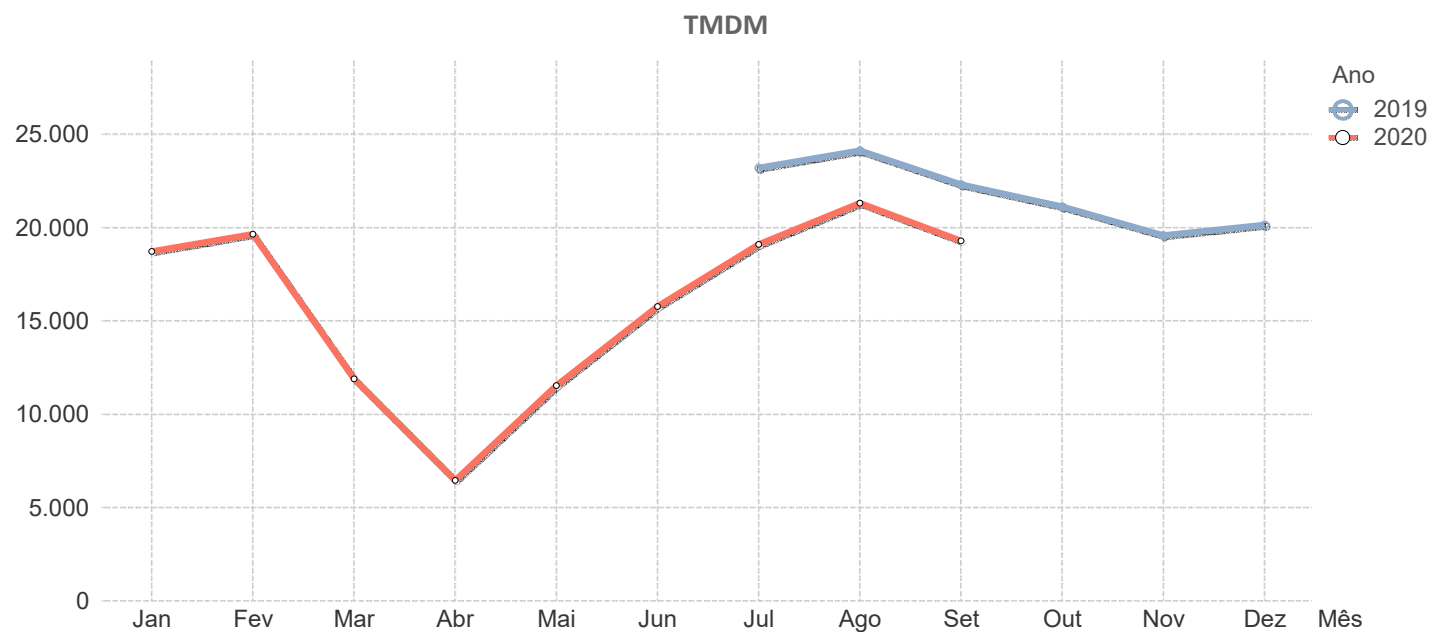
		Norte														
		2019						2020								
Estrada	..	Jul	Ago	Set	Out	Nov	Dez	Jan	Feb	Mar	Abr	Mai	Jun	Jul	Ago	Set
A7	..	12.296	16.118	10.658	9.549	9.062	9.805	9.205	9.368	5.715	3.247	6.018	8.037	10.907	13.498	9.823
A11	..	14.879	17.221	13.635	12.710	12.046	12.429	11.982	12.224	7.379	4.155	7.787	10.213	13.454	15.067	12.480
Média Ponderada		13.341	16.564	11.863	10.828	10.269	10.867	10.328	10.524	6.388	3.615	6.734	8.917	11.938	14.133	10.898



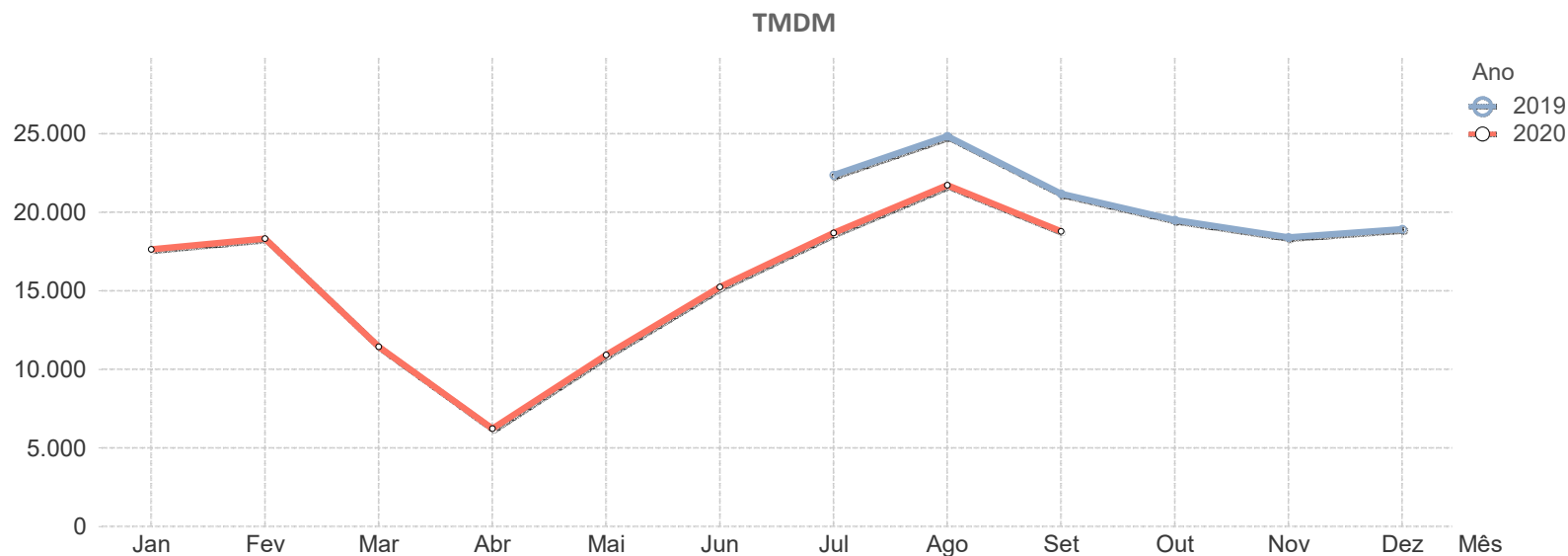
		Norte Litoral														
		2019						2020								
Estrada	..	Jul	Ago	Set	Out	Nov	Dez	Jan	Fev	Mar	Abr	Mai	Jun	Jul	Ago	Set
A27	..	11.645	14.600	11.158	10.164	9.553	9.875	9.750	9.808	6.263	3.443	6.146	8.174	10.865	12.603	9.993
A28	..	32.315	35.965	30.116	28.634	27.632	28.648	26.916	27.755	17.249	9.836	16.666	23.581	29.284	31.064	27.749
Média Ponderada		27.809	31.307	25.983	24.608	23.691	24.556	23.173	23.842	14.854	8.442	14.372	20.222	25.269	27.039	23.878



		Oeste														
		2019						2020								
Estrada	..	Jul	Ago	Set	Out	Nov	Dez	Jan	Feb	Mar	Abr	Mai	Jun	Jul	Ago	Set
A8	..	28.438	29.359	27.463	26.118	24.203	24.912	23.106	24.289	14.614	7.873	14.050	19.224	23.074	25.738	23.605
A15	..	6.284	7.201	5.648	4.980	4.646	4.778	4.555	4.667	3.124	1.885	3.449	4.647	6.252	7.018	5.363
Média Ponderada	..	23.199	24.119	22.304	21.120	19.578	20.151	18.719	19.649	11.897	6.457	11.543	15.777	19.096	21.311	19.291



Concessão	Ano Mês	2019						2020								
		Jul	Ago	Set	Out	Nov	Dez	Jan	Fev	Mar	Abr	Mai	Jun	Jul	Ago	Set
Algarve		22.118	28.604	19.125	14.181	11.138	10.540	9.290	11.096	6.647	2.675	4.777	8.621	14.304	21.749	14.582
Beira Interior		7.914	10.489	7.389	6.725	6.625	7.313	6.185	6.509	4.096	2.161	3.876	5.362	6.580	8.627	6.599
Beiras Litoral e Alta		11.557	15.364	10.582	9.673	9.411	10.245	9.305	9.342	5.994	3.203	5.342	7.295	9.922	12.198	9.419
Brisa		27.889	31.459	26.328	23.422	22.119	22.857	20.889	21.922	13.388	6.883	12.622	18.517	22.587	27.882	23.012
Costa de Prata		25.174	26.218	24.361	22.614	21.464	21.923	21.351	21.798	13.860	8.345	14.118	18.529	22.638	23.610	22.050
Douro Litoral		11.710	11.608	11.317	11.485	10.925	10.955	10.651	10.701	6.954	4.088	6.652	8.661	10.604	11.078	10.421
Grande Lisboa		31.228	27.021	31.517	33.760	32.011	30.464	30.141	30.549	19.256	11.739	18.349	22.848	25.482	23.684	27.844
Grande Porto		31.777	29.569	30.664	31.740	30.550	30.749	29.998	30.242	19.188	10.829	16.811	22.062	27.522	26.387	25.283
Infraestruturas de Po...		24.730	25.013	24.137	23.951	22.774	23.111	22.238	22.841	14.862	8.893	14.737	19.102	22.013	22.196	22.581
Interior Norte		5.932	8.594	5.535	4.894	4.555	4.922	4.468	4.273	2.851	1.566	2.775	3.791	5.030	7.080	4.879
Litoral Centro		9.146	11.204	8.503	7.263	6.562	6.908	6.204	6.708	3.951	2.126	3.669	5.582	6.979	9.744	7.128
Lusoponte		94.823	91.119	91.673	86.799	82.787	84.365	81.188	82.925	54.486	28.742	51.612	70.708	82.709	84.016	83.503
Norte		13.341	16.564	11.863	10.828	10.269	10.867	10.328	10.524	6.388	3.615	6.734	8.917	11.938	14.133	10.898
Norte Litoral		27.809	31.307	25.983	24.608	23.691	24.556	23.173	23.842	14.854	8.442	14.372	20.222	25.269	27.039	23.878
Oeste		23.199	24.119	22.304	21.120	19.578	20.151	18.719	19.649	11.897	6.457	11.543	15.777	19.096	21.311	19.291
Média Ponderada		22.378	24.842	21.188	19.510	18.395	18.923	17.631	18.327	11.443	6.228	10.918	15.257	18.696	21.715	18.780

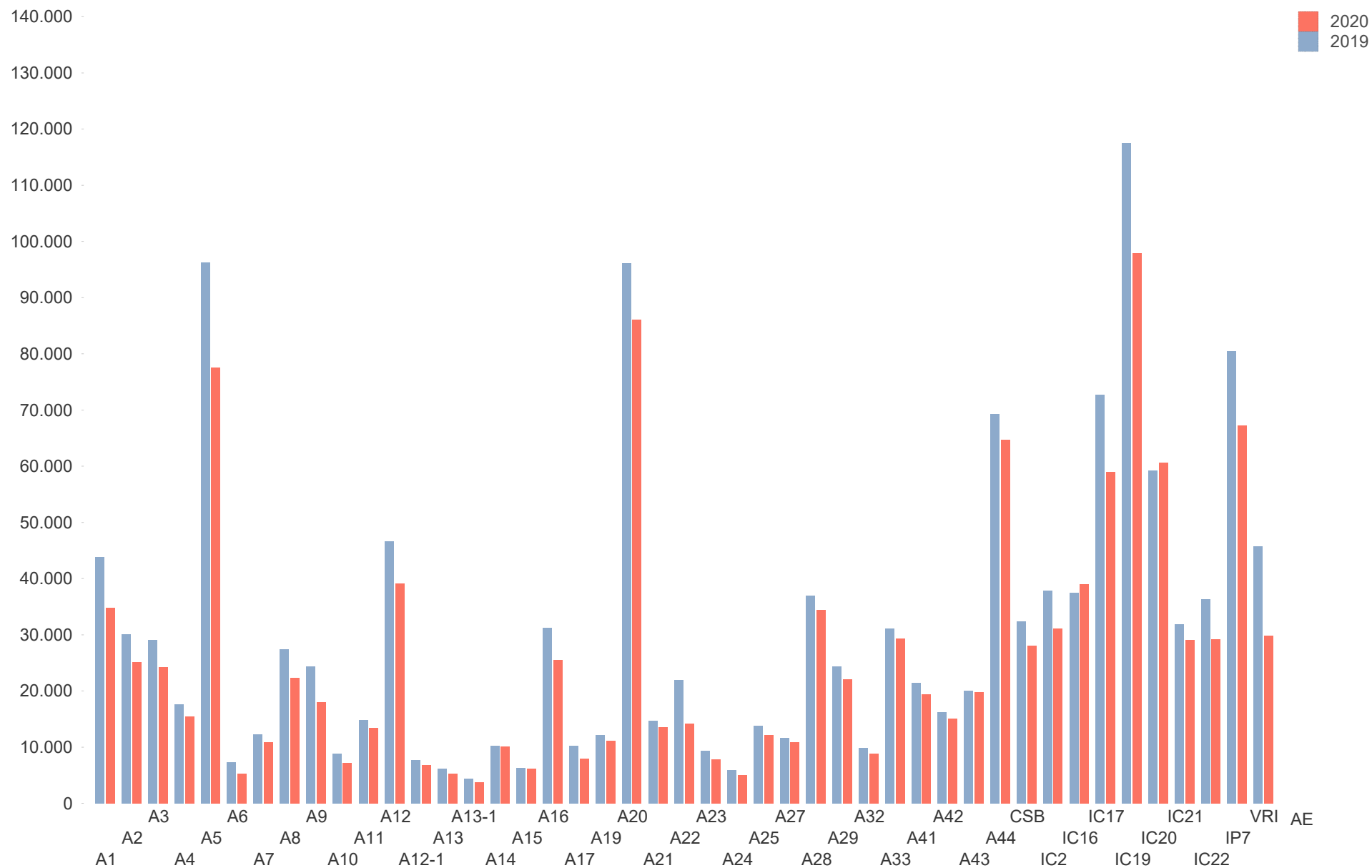


C

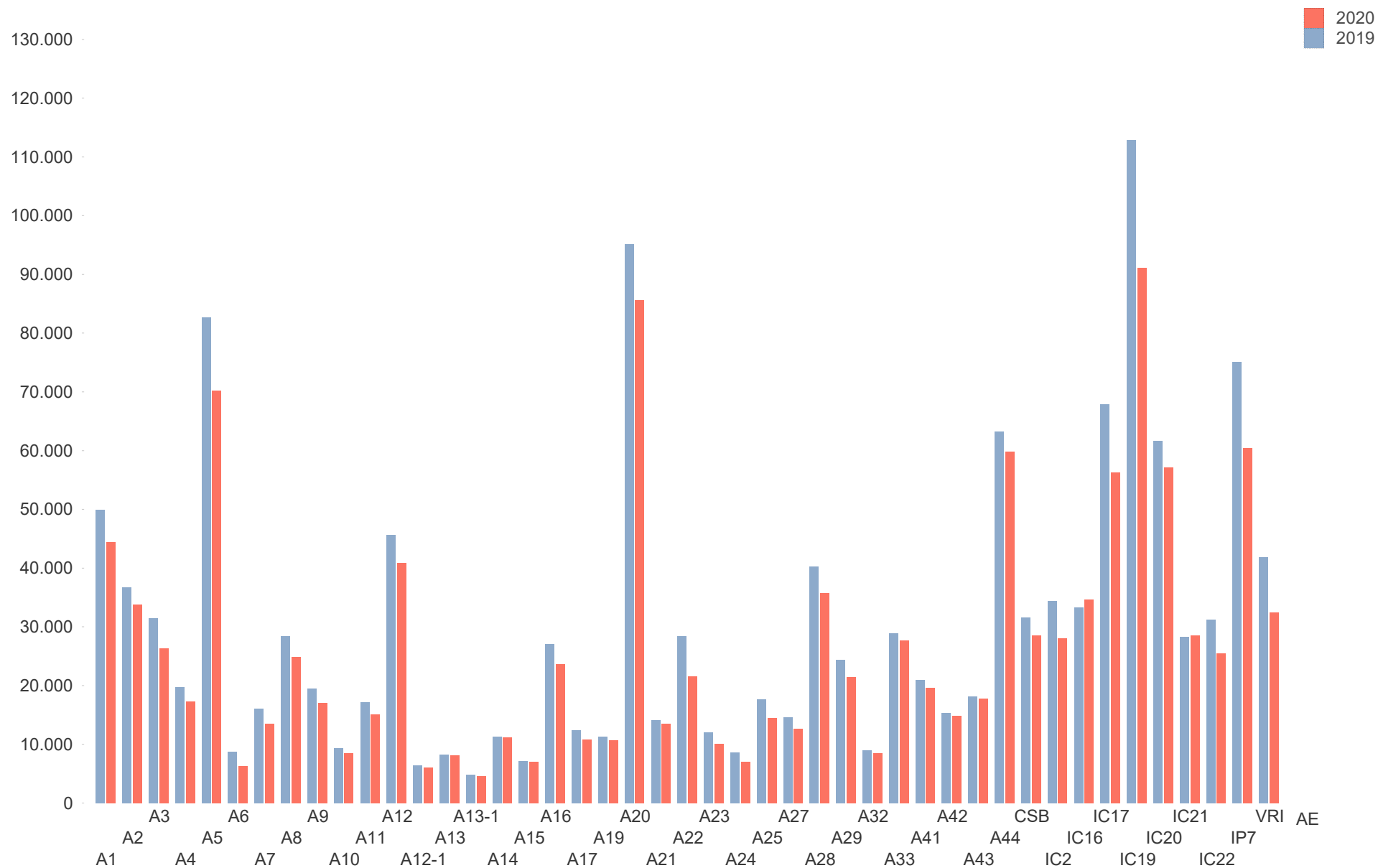
Variação do Tráfego Médio Diário por Trimestre

Estrada	Mês	Jul			Ago			Set		
	2019	2020	Var.	2019	2020	Var.	2019	2020	Var.	
A1	43.856	34.799	-20,7%	49.939	44.417	-11,1%	42.424	37.056	-12,7%	
A2	30.115	25.184	-16,4%	36.739	33.796	-8,0%	26.674	23.950	-10,2%	
A3	29.041	24.180	-16,7%	31.490	26.374	-16,2%	28.082	24.050	-14,4%	
A4	17.677	15.510	-12,3%	19.718	17.255	-12,5%	16.955	15.389	-9,2%	
A5	96.247	77.521	-19,5%	82.723	70.210	-15,1%	95.716	82.930	-13,4%	
A6	7.330	5.256	-28,3%	8.692	6.290	-27,6%	6.851	5.288	-22,8%	
A7	12.296	10.907	-11,3%	16.118	13.498	-16,3%	10.658	9.823	-7,8%	
A8	27.447	22.291	-18,8%	28.387	24.907	-12,3%	26.520	22.801	-14,0%	
A9	24.343	17.945	-26,3%	19.485	17.110	-12,2%	23.553	20.003	-15,1%	
A10	8.836	7.208	-18,4%	9.322	8.467	-9,2%	8.338	7.613	-8,7%	
A11	14.879	13.454	-9,6%	17.221	15.067	-12,5%	13.635	12.480	-8,5%	
A12	46.661	39.198	-16,0%	45.670	40.942	-10,4%	44.709	38.982	-12,8%	
A12-1	7.749	6.749	-12,9%	6.384	6.081	-4,7%	7.340	6.775	-7,7%	
A13	6.181	5.292	-14,4%	8.293	8.164	-1,6%	5.620	5.493	-2,3%	
A13-1	4.418	3.802	-13,9%	4.786	4.581	-4,3%	4.015	3.794	-5,5%	
A14	10.249	10.115	-1,3%	11.333	11.187	-1,3%	8.868	8.620	-2,8%	
A15	6.284	6.252	-0,5%	7.201	7.018	-2,5%	5.648	5.363	-5,0%	
A16	31.228	25.482	-18,4%	27.021	23.684	-12,4%	31.517	27.844	-11,7%	
A17	10.238	7.960	-22,3%	12.360	10.763	-12,9%	9.547	8.073	-15,4%	
A19	12.175	11.098	-8,8%	11.323	10.715	-5,4%	11.937	11.485	-3,8%	
A20	96.081	86.124	-10,4%	95.162	85.654	-10,0%	95.603	88.253	-7,7%	
A21	14.710	13.595	-7,6%	14.095	13.467	-4,5%	13.975	13.095	-6,3%	
A22	22.001	14.232	-35,3%	28.461	21.618	-24,0%	18.993	14.496	-23,7%	
A23	9.403	7.844	-16,6%	12.000	10.055	-16,2%	8.942	7.865	-12,0%	
A24	5.912	5.012	-15,2%	8.557	7.052	-17,6%	5.524	4.866	-11,9%	
A25	13.849	12.091	-12,7%	17.599	14.530	-17,4%	12.668	11.379	-10,2%	
A27	11.645	10.865	-6,7%	14.600	12.603	-13,7%	11.158	9.993	-10,4%	
A28	36.971	34.436	-6,9%	40.287	35.741	-11,3%	34.769	32.881	-5,4%	
A29	24.414	22.135	-9,3%	24.328	21.437	-11,9%	24.545	22.068	-10,1%	
A32	9.841	8.798	-10,6%	8.958	8.439	-5,8%	9.639	8.634	-10,4%	
A33	31.171	29.389	-5,7%	28.880	27.750	-3,9%	30.505	29.023	-4,9%	
A41	21.380	19.355	-9,5%	21.030	19.638	-6,6%	20.520	17.726	-13,6%	
A42	16.248	15.031	-7,5%	15.315	14.839	-3,1%	15.387	13.536	-12,0%	
A43	20.041	19.757	-1,4%	18.193	17.724	-2,6%	19.117	19.326	1,1%	
A44	69.265	64.788	-6,5%	63.318	59.790	-5,6%	67.432	63.811	-5,4%	
CSB	32.410	28.124	-13,2%	31.619	28.541	-9,7%	32.024	28.135	-12,1%	
VRI	45.755	29.903	-34,6%	41.904	32.437	-22,6%	44.754	29.177	-34,8%	
IP7	80.461	67.265	-16,4%	75.111	60.398	-19,6%	79.943	71.263	-10,9%	
IC2	37.832	31.099	-17,8%	34.361	28.057	-18,3%	33.003	31.077	-5,8%	
IC16	37.484	39.033	4,1%	33.243	34.709	4,4%	37.866	40.901	8,0%	
IC17	72.734	59.000	-18,9%	67.849	56.236	-17,1%	70.420	65.960	-6,3%	
IC19	117.554	97.968	-16,7%	112.920	91.086	-19,3%	116.633	106.798	-8,4%	
IC20	59.200	60.653	2,5%	61.691	57.170	-7,3%	55.318	52.585	-4,9%	
IC21	31.829	29.098	-8,6%	28.302	28.538	0,8%	32.038	31.238	-2,5%	
IC22	36.312	29.161	-19,7%	31.178	25.496	-18,2%	35.870	32.838	-8,5%	
Média Ponderada	22.378	18.696	-16,5%	24.842	21.715	-12,6%	21.188	18.780	-11,4%	

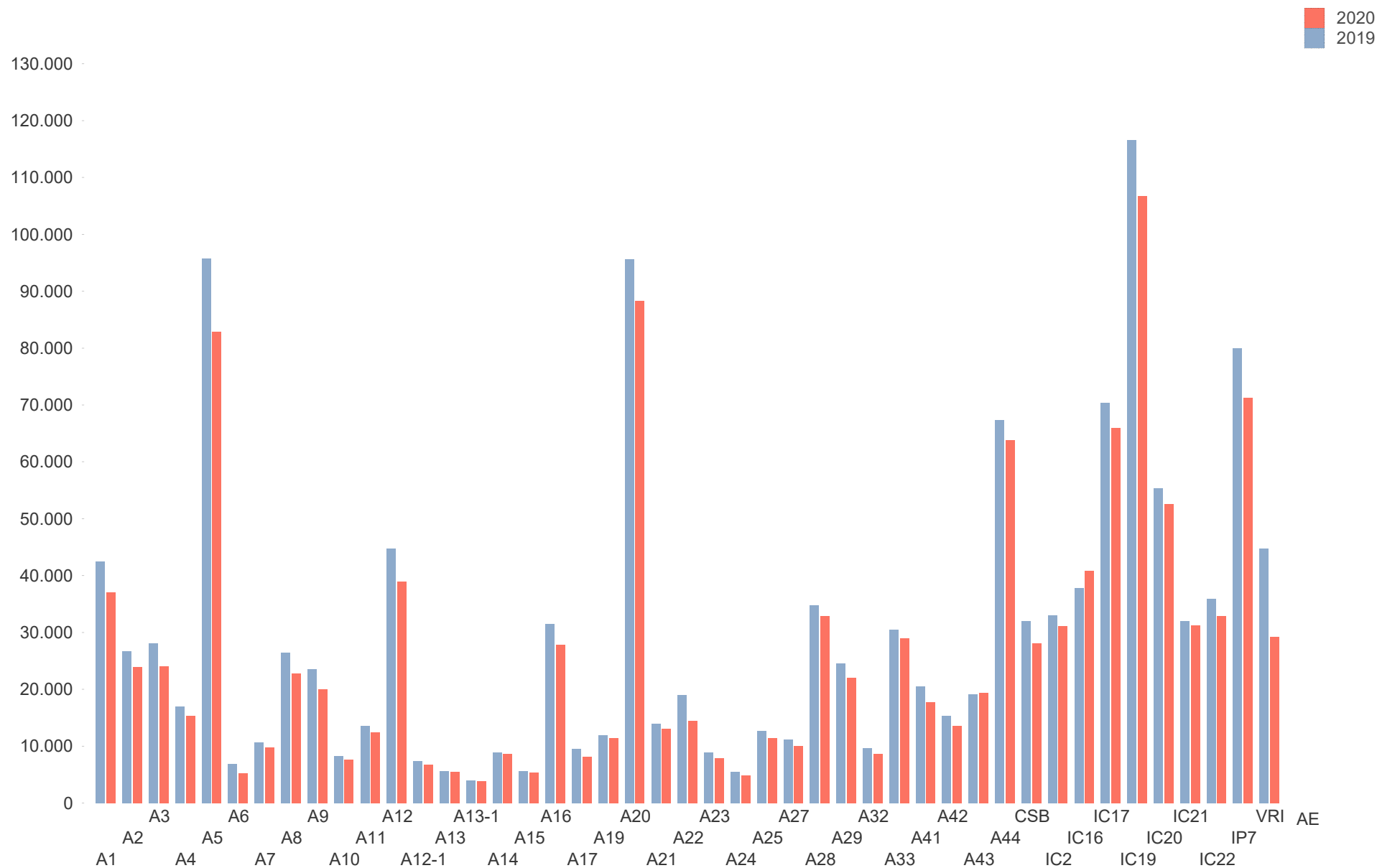
Variação do Tráfego Médio Diário por Estrada em períodos homólogos - Jul



Variação do Tráfego Médio Diário por Estrada em períodos homólogos - Ago

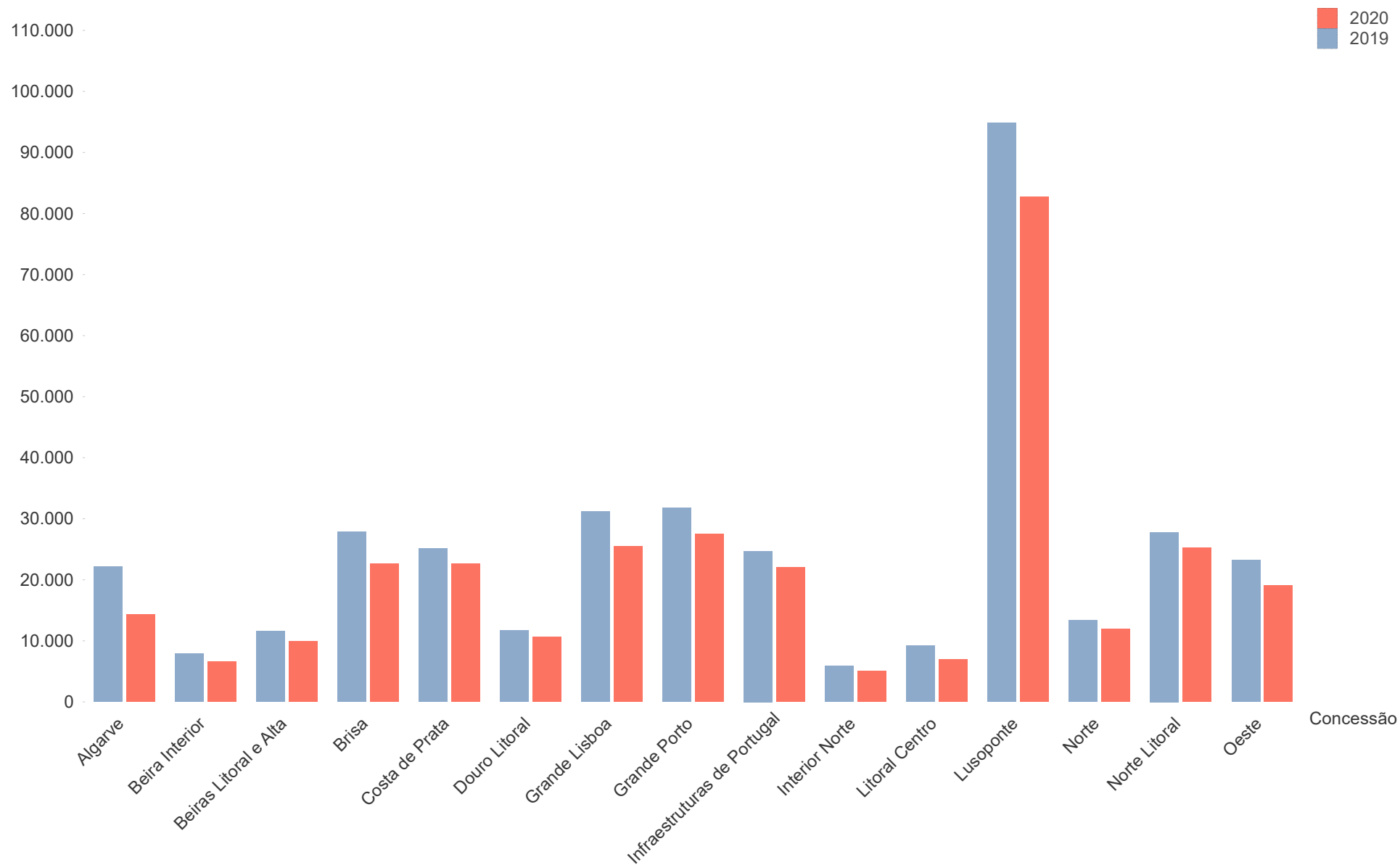


Variação do Tráfego Médio Diário por Estrada em períodos homólogos - Set

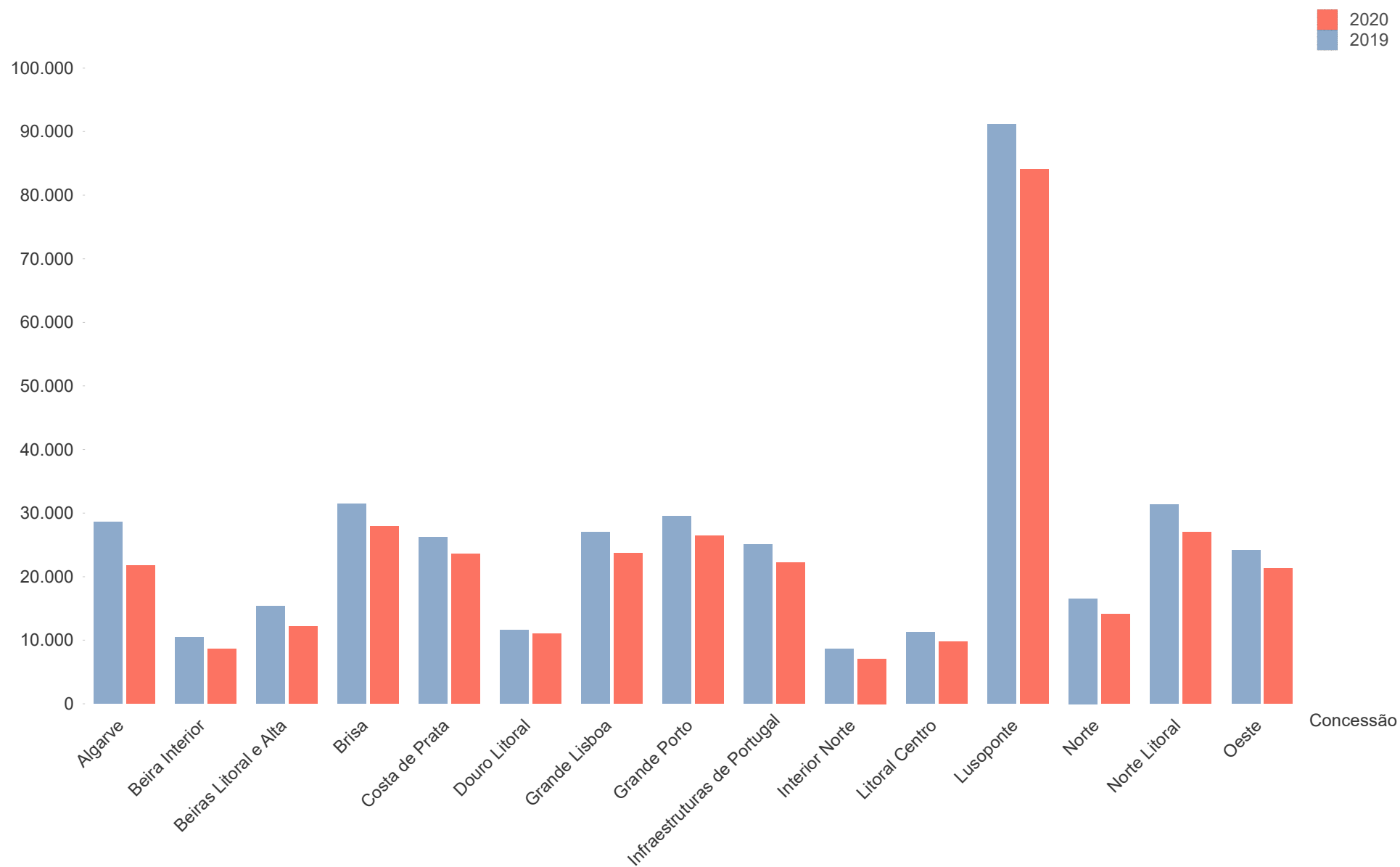


Mês	Jul				Ago				Set			
Concessão	2019	2020	Var.		2019	2020	Var.		2019	2020	Var.	
Algarve	22.118	14.304	-35,3%	↓	28.604	21.749	-24,0%	↓	19.125	14.582	-23,8%	↓
Beira Interior	7.914	6.580	-16,9%	↓	10.489	8.627	-17,8%	↓	7.389	6.599	-10,7%	↓
Beiras Litoral e Alta	11.557	9.922	-14,2%	↓	15.364	12.198	-20,6%	↓	10.582	9.419	-11,0%	↓
Brisa	27.889	22.587	-19,0%	↓	31.459	27.882	-11,4%	↓	26.328	23.012	-12,6%	↓
Costa de Prata	25.174	22.638	-10,1%	↓	26.218	23.610	-9,9%	↓	24.361	22.050	-9,5%	↓
Douro Litoral	11.710	10.604	-9,4%	↓	11.608	11.078	-4,6%	↓	11.317	10.421	-7,9%	↓
Grande Lisboa	31.228	25.482	-18,4%	↓	27.021	23.684	-12,4%	↓	31.517	27.844	-11,7%	↓
Grande Porto	31.777	27.522	-13,4%	↓	29.569	26.387	-10,8%	↓	30.664	25.283	-17,5%	↓
Infraestruturas de Portugal	24.730	22.013	-11,0%	↓	25.013	22.196	-11,3%	↓	24.137	22.581	-6,4%	↓
Interior Norte	5.932	5.030	-15,2%	↓	8.594	7.080	-17,6%	↓	5.535	4.879	-11,9%	↓
Litoral Centro	9.146	6.979	-23,7%	↓	11.204	9.744	-13,0%	↓	8.503	7.128	-16,2%	↓
Lusoponte	94.823	82.709	-12,8%	↓	91.119	84.016	-7,8%	↓	91.673	83.503	-8,9%	↓
Norte	13.341	11.938	-10,5%	↓	16.564	14.133	-14,7%	↓	11.863	10.898	-8,1%	↓
Norte Litoral	27.809	25.269	-9,1%	↓	31.307	27.039	-13,6%	↓	25.983	23.878	-8,1%	↓
Oeste	23.199	19.096	-17,7%	↓	24.119	21.311	-11,6%	↓	22.304	19.291	-13,5%	↓
Média Ponderada	22.378	18.696	-16,5%	↓	24.842	21.715	-12,6%	↓	21.188	18.780	-11,4%	↓

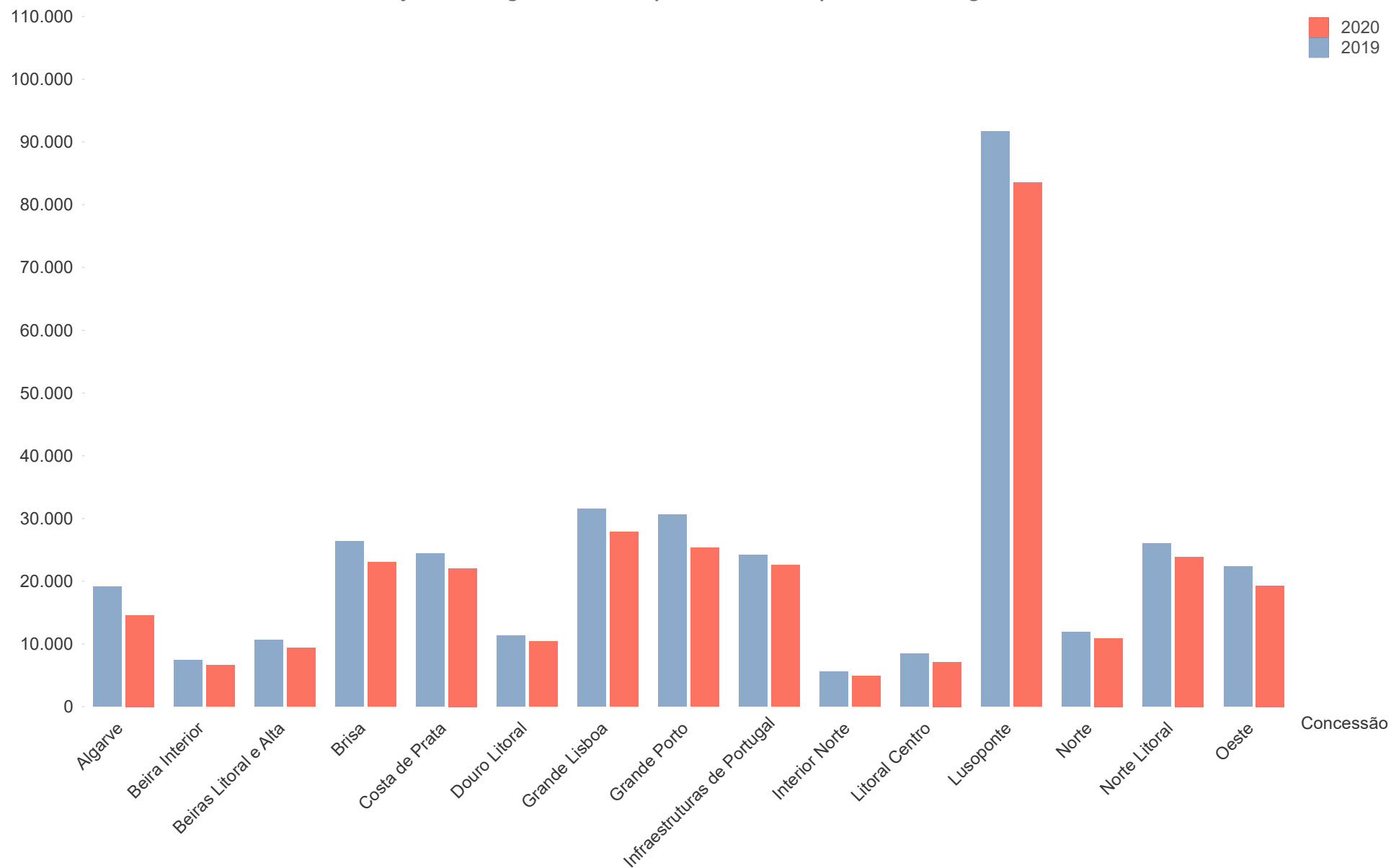
Variação do Tráfego Médio Diário por Concessão em períodos homólogos - Jul



Varição do Tráfego Médio Diário por Concessão em períodos homólogos - Ago



Variação do Tráfego Médio Diário por Concessão em períodos homólogos - Set

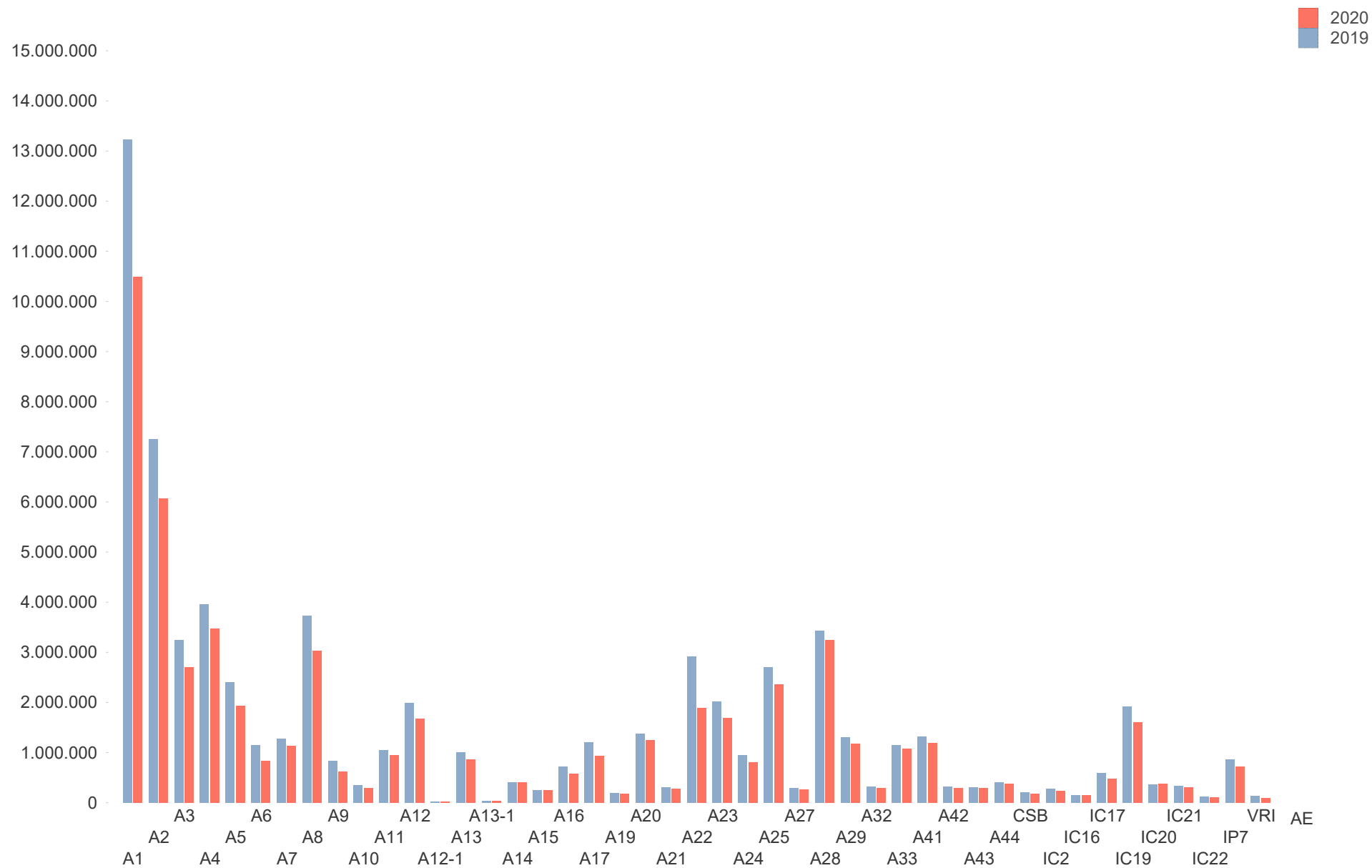


D

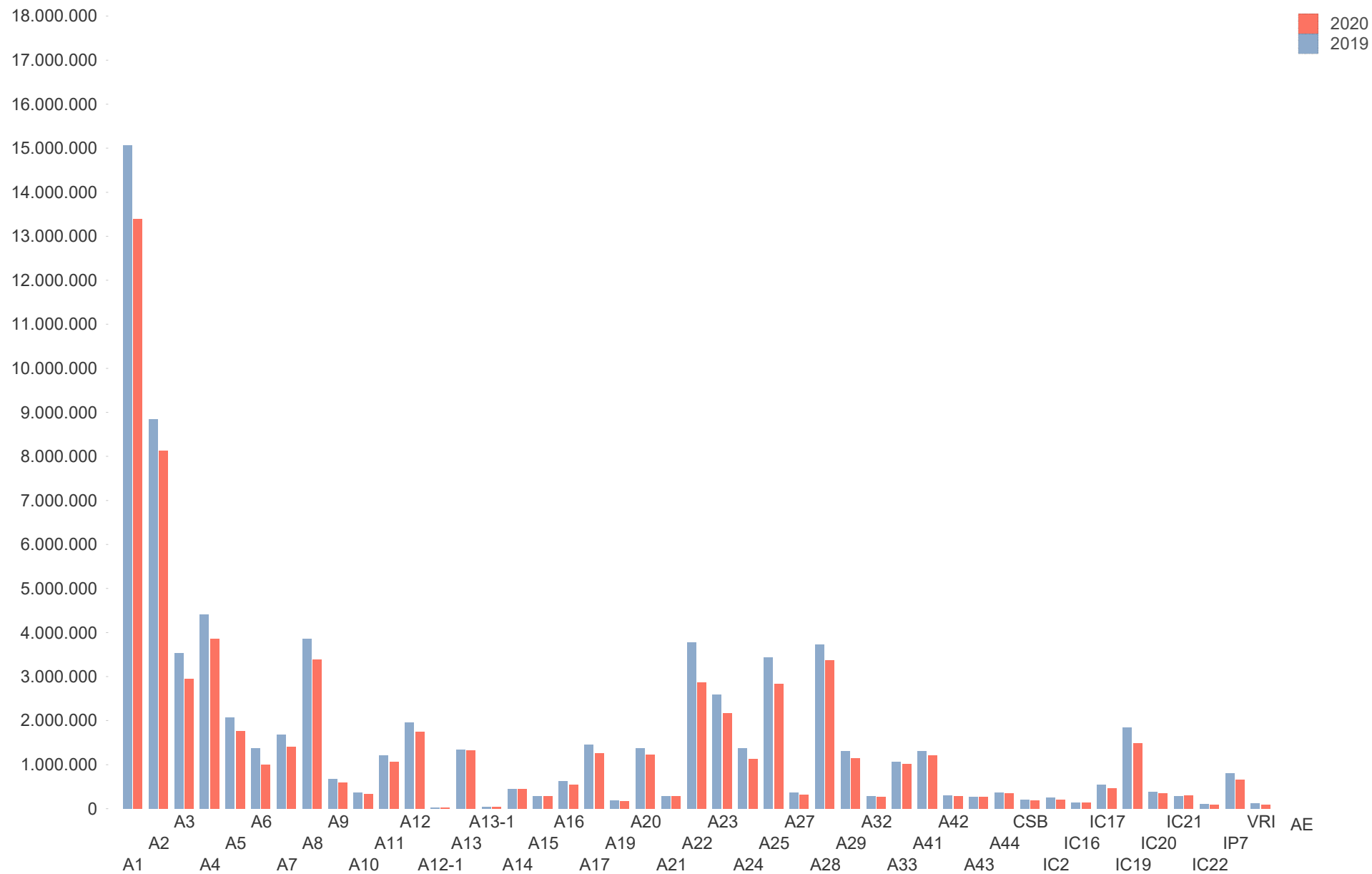
Variação da Circulação Média Diária por Trimestre

Estrada	Mês			Ago			Set		
	2019	2020	Var.	2019	2020	Var.	2019	2020	Var.
A1	13.226.992	10.495.428	-20,7%	15.061.642	13.396.274	-11,1%	12.795.156	11.176.123	-12,7%
A2	7.251.632	6.064.370	-16,4%	8.846.768	8.138.190	-8,0%	6.423.204	5.767.174	-10,2%
A3	3.252.631	2.708.207	-16,7%	3.526.906	2.953.921	-16,2%	3.145.187	2.693.549	-14,4%
A4	3.957.935	3.472.723	-12,3%	4.414.811	3.863.456	-12,5%	3.796.282	3.445.565	-9,2%
A5	2.406.175	1.938.014	-19,5%	2.068.071	1.755.254	-15,1%	2.392.909	2.073.259	-13,4%
A6	1.157.477	829.942	-28,3%	1.372.525	993.188	-27,6%	1.081.778	834.926	-22,8%
A7	1.277.591	1.133.250	-11,3%	1.674.649	1.402.428	-16,3%	1.107.356	1.020.592	-7,8%
A8	3.727.352	3.027.177	-18,8%	3.854.945	3.382.316	-12,3%	3.601.473	3.096.374	-14,0%
A9	837.404	617.307	-26,3%	670.271	588.582	-12,2%	810.216	688.119	-15,1%
A10	351.681	286.873	-18,4%	371.029	337.001	-9,2%	331.857	302.980	-8,7%
A11	1.050.447	949.876	-9,6%	1.215.797	1.063.745	-12,5%	962.662	881.115	-8,5%
A12	1.997.070	1.677.680	-16,0%	1.954.662	1.752.305	-10,4%	1.913.530	1.668.414	-12,8%
A12-1	25.571	22.271	-12,9%	21.066	20.067	-4,7%	24.222	22.358	-7,7%
A13	1.004.419	859.882	-14,4%	1.347.549	1.326.607	-1,6%	913.222	892.572	-2,3%
A13-1	41.526	35.739	-13,9%	44.984	43.061	-4,3%	37.744	35.663	-5,5%
A14	408.936	403.585	-1,3%	452.191	446.354	-1,3%	353.818	343.942	-2,8%
A15	252.618	251.311	-0,5%	289.471	282.123	-2,5%	227.035	215.605	-5,0%
A16	718.252	586.097	-18,4%	621.476	544.723	-12,4%	724.889	640.419	-11,7%
A17	1.200.957	933.662	-22,3%	1.449.871	1.262.468	-12,9%	1.119.893	947.015	-15,4%
A19	196.010	178.678	-8,8%	182.293	172.513	-5,4%	192.180	184.910	-3,8%
A20	1.383.561	1.240.185	-10,4%	1.370.328	1.233.420	-10,0%	1.376.681	1.270.849	-7,7%
A21	304.501	281.411	-7,6%	291.760	278.758	-4,5%	289.272	271.056	-6,3%
A22	2.912.973	1.884.361	-35,3%	3.768.218	2.862.205	-24,0%	2.514.726	1.919.252	-23,7%
A23	2.023.453	1.688.025	-16,6%	2.582.334	2.163.902	-16,2%	1.924.220	1.692.446	-12,0%
A24	949.450	804.847	-15,2%	1.374.331	1.132.598	-17,6%	887.134	781.402	-11,9%
A25	2.707.429	2.363.715	-12,7%	3.440.569	2.840.579	-17,4%	2.476.642	2.224.612	-10,2%
A27	287.634	268.359	-6,7%	360.614	311.297	-13,7%	275.615	246.836	-10,4%
A28	3.423.528	3.240.385	-5,3%	3.730.546	3.363.207	-9,8%	3.219.650	3.094.056	-3,9%
A29	1.306.172	1.179.777	-9,7%	1.301.551	1.142.590	-12,2%	1.313.164	1.176.228	-10,4%
A32	320.827	286.828	-10,6%	292.022	275.101	-5,8%	314.229	281.471	-10,4%
A33	1.143.964	1.078.586	-5,7%	1.059.885	1.018.442	-3,9%	1.119.534	1.065.148	-4,9%
A41	1.323.431	1.198.084	-9,5%	1.301.740	1.215.561	-6,6%	1.270.208	1.097.266	-13,6%
A42	320.091	296.109	-7,5%	301.713	292.324	-3,1%	303.120	266.660	-12,0%
A43	302.626	298.327	-1,4%	274.716	267.633	-2,6%	288.662	291.828	1,1%
A44	401.739	375.772	-6,5%	367.245	346.780	-5,6%	391.106	370.102	-5,4%
CSB	204.183	177.182	-13,2%	199.203	179.806	-9,7%	201.750	177.253	-12,1%
VRI	132.691	86.718	-34,6%	121.521	94.068	-22,6%	129.787	84.614	-34,8%
IP7	868.980	726.460	-16,4%	811.204	652.295	-19,6%	863.380	769.635	-10,9%
IC2	279.956	230.131	-17,8%	254.274	207.618	-18,3%	244.219	229.973	-5,8%
IC16	149.936	156.132	4,1%	132.972	138.835	4,4%	151.463	163.603	8,0%
IC17	589.144	477.896	-18,9%	549.578	455.511	-17,1%	570.400	534.275	-6,3%
IC19	1.916.125	1.596.870	-16,7%	1.840.597	1.484.701	-19,3%	1.901.121	1.740.804	-8,4%
IC20	367.038	376.046	2,5%	382.482	354.456	-7,3%	342.970	326.028	-4,9%
IC21	327.838	299.706	-8,6%	291.508	293.941	0,8%	329.986	321.748	-2,5%
IC22	127.092	102.062	-19,7%	109.123	89.236	-18,2%	125.547	114.934	-8,5%
Média Ponderada	68.417.037	57.186.044	-16,4%	75.951.011	66.419.441	-12,5%	64.779.196	57.442.750	-11,3%

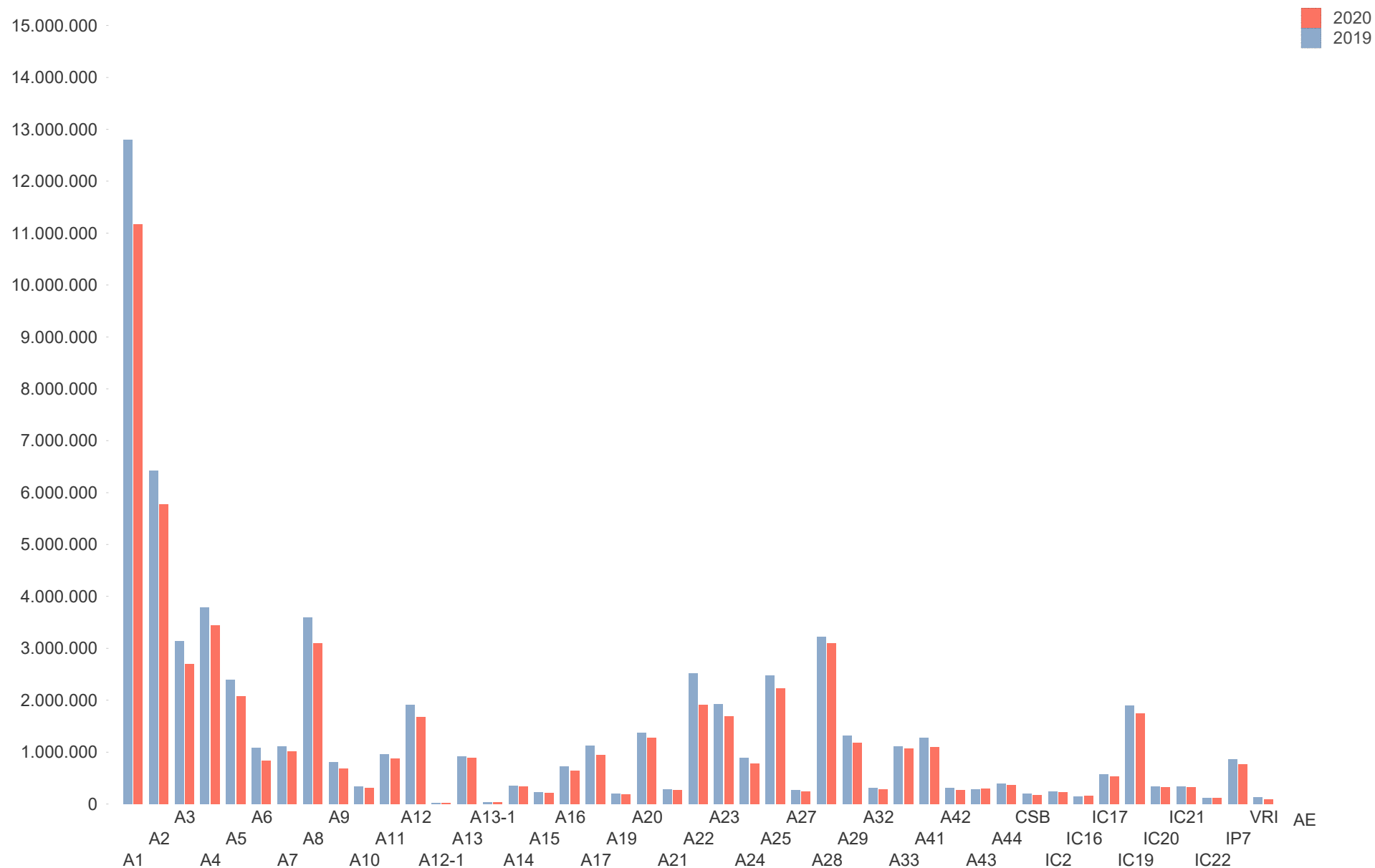
Variação da Circulação Média Diária por Estrada em períodos homólogos - Jul



Varição da Circulação Média Diária por Estrada em períodos homólogos - Ago

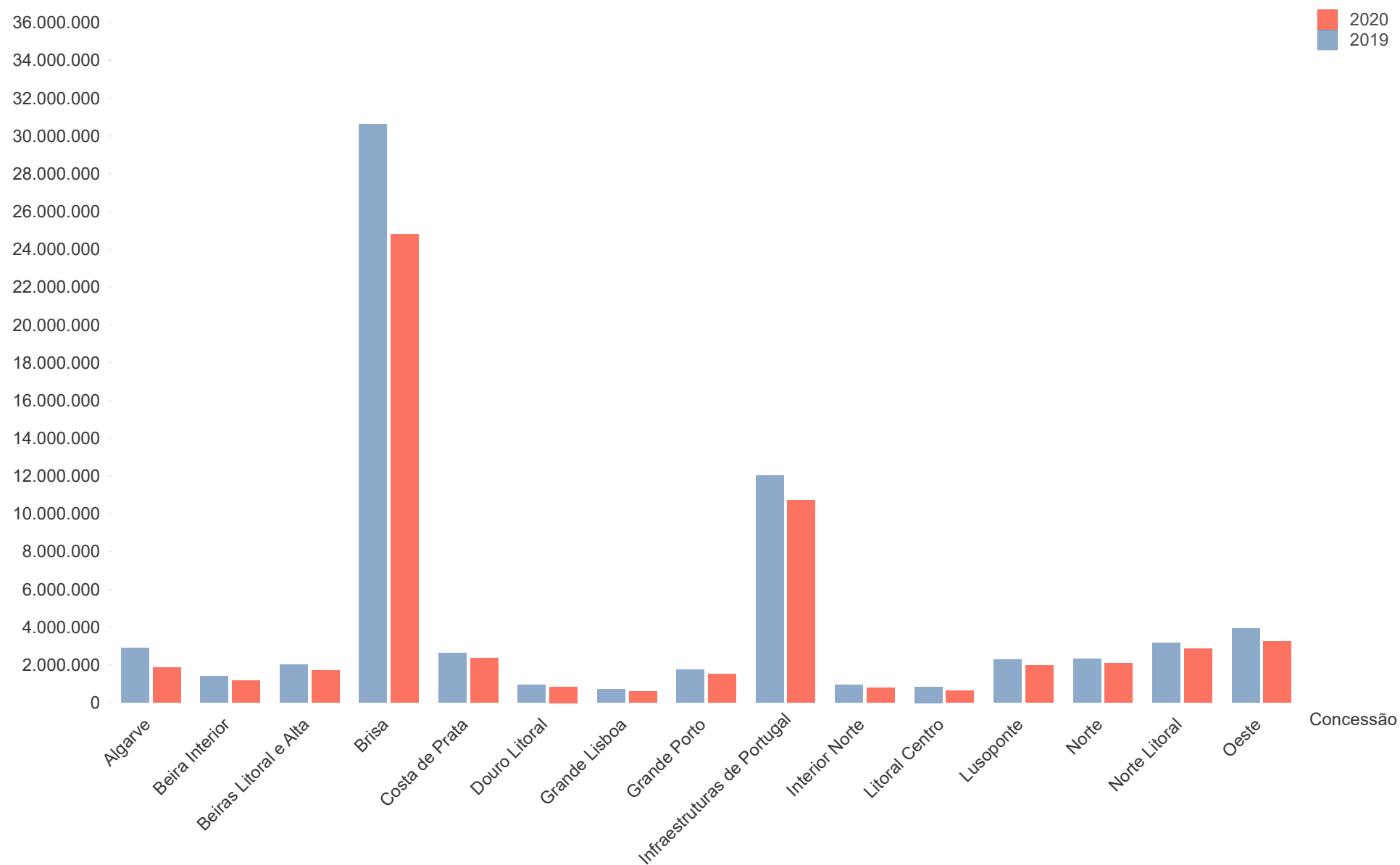


Variação da Circulação Média Diária por Estrada em períodos homólogos - Set

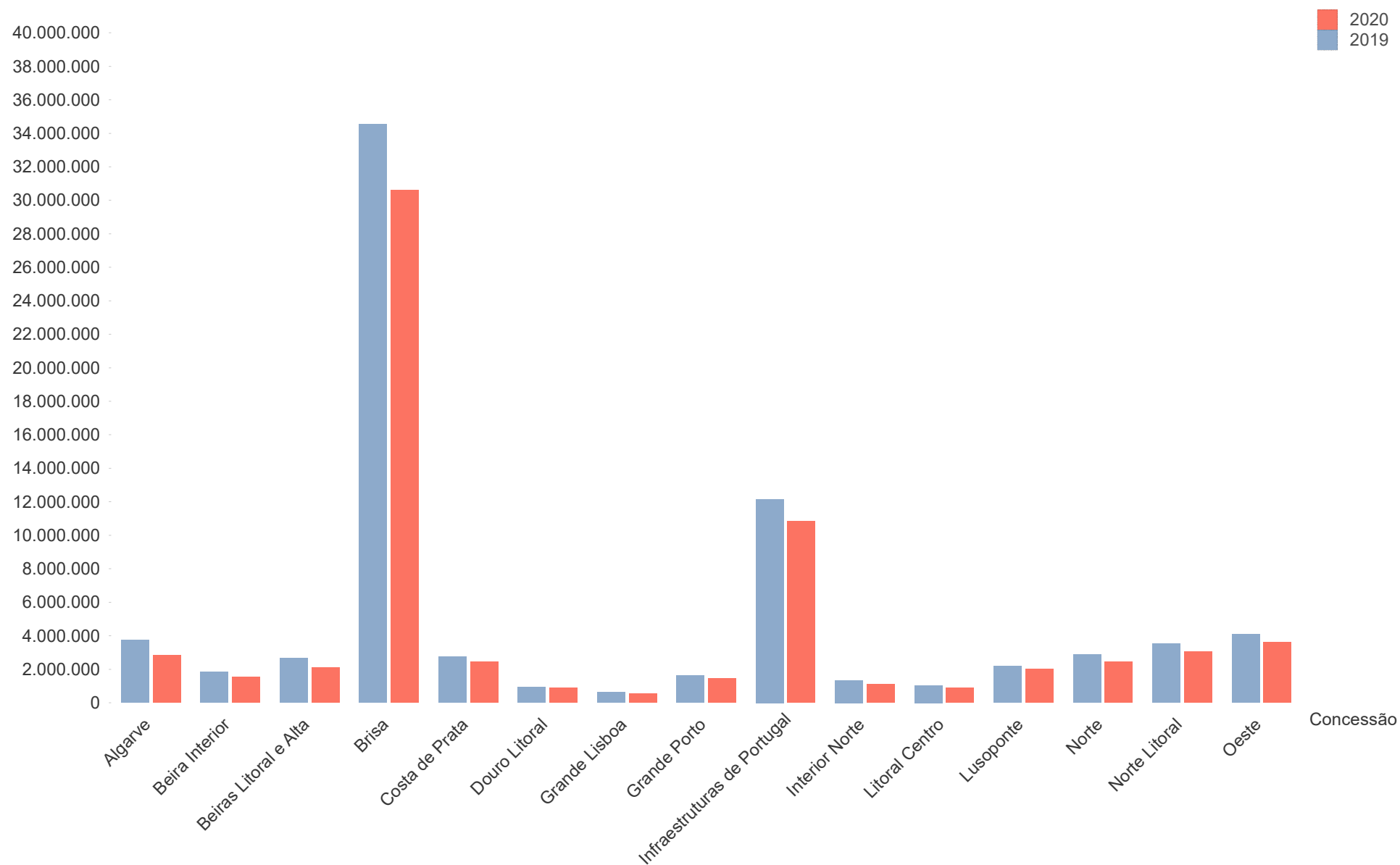


Mês	Jul				Ago				Set			
Concessão	2019	2020	Var.		2019	2020	Var.		2019	2020	Var.	
Algarve	2.879.704	1.862.401	-35,3%	↓	3.724.299	2.831.704	-24,0%	↓	2.490.132	1.898.542	-23,8%	↓
Beira Interior	1.404.775	1.167.928	-16,9%	↓	1.861.851	1.531.222	-17,8%	↓	1.311.493	1.171.255	-10,7%	↓
Beiras Litoral e A...	1.994.769	1.712.498	-14,2%	↓	2.651.784	2.105.348	-20,6%	↓	1.826.406	1.625.696	-11,0%	↓
Brisa	30.616.027	24.795.468	-19,0%	↓	34.536.200	30.609.258	-11,4%	↓	28.902.601	25.262.827	-12,6%	↓
Costa de Prata	2.635.714	2.365.686	-10,2%	↓	2.745.022	2.467.245	-10,1%	↓	2.550.613	2.304.273	-9,7%	↓
Douro Litoral	933.302	845.149	-9,4%	↓	925.153	882.890	-4,6%	↓	901.997	830.576	-7,9%	↓
Grande Lisboa	718.252	586.097	-18,4%	↓	621.476	544.723	-12,4%	↓	724.889	640.419	-11,7%	↓
Grande Porto	1.738.186	1.505.434	-13,4%	↓	1.617.432	1.443.360	-10,8%	↓	1.677.333	1.382.980	-17,5%	↓
Infraestruturas ...	12.021.139	10.733.365	-10,7%	↓	12.158.769	10.822.738	-11,0%	↓	11.732.874	11.010.540	-6,2%	↓
Interior Norte	928.910	787.659	-15,2%	↓	1.345.751	1.108.666	-17,6%	↓	866.850	764.118	-11,9%	↓
Litoral Centro	847.853	646.999	-23,7%	↓	1.038.650	903.296	-13,0%	↓	788.241	660.769	-16,2%	↓
Lusoponte	2.275.740	1.985.022	-12,8%	↓	2.186.844	2.016.384	-7,8%	↓	2.200.140	2.004.072	-8,9%	↓
Norte	2.328.038	2.083.126	-10,5%	↓	2.890.446	2.466.173	-14,7%	↓	2.070.018	1.901.707	-8,1%	↓
Norte Litoral	3.150.756	2.862.938	-9,1%	↓	3.547.110	3.063.528	-13,6%	↓	2.943.905	2.705.430	-8,1%	↓
Oeste	3.943.874	3.246.274	-17,7%	↓	4.100.223	3.622.907	-11,6%	↓	3.791.705	3.279.546	-13,5%	↓
Média Ponderada	68.417.037	57.186.044	-16,4%	↓	75.951.011	66.419.441	-12,5%	↓	64.779.196	57.442.750	-11,3%	↓

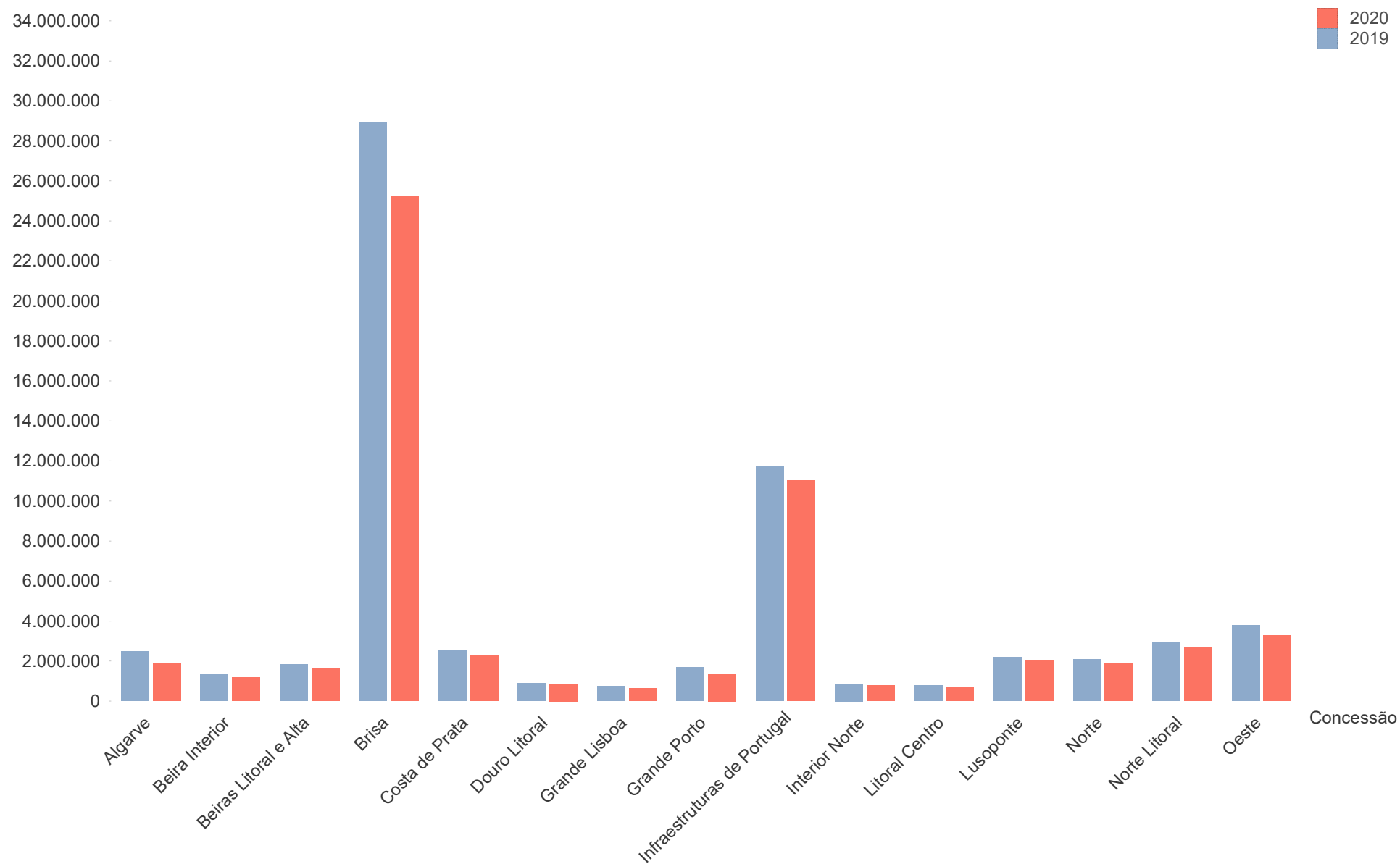
Variação da Circulação Média Diária por Concessão em períodos homólogos - Jul



Variação da Circulação Média Diária por Concessão em períodos homólogos - Ago



Variação da Circulação Média Diária por Concessão em períodos homólogos - Set



Avenida Elias Garcia, 103 • 1050-098 Lisboa
www.imt-ip.pt • imt@imt-ip.pt

