

RELATÓRIO DE TRÁFEGO NA REDE NACIONAL DE AUTOESTRADAS 3º Trimestre de 2021



FICHA TÉCNICA

Título: Relatório de Tráfego
na Rede Nacional de Autoestradas

Edição: 3º Trimestre de 2021

Editor: Instituto da Mobilidade e dos Transportes, I.P. (**IMT, I.P.**)

Avenida Elias Garcia, 103

1050-098 Lisboa

www.imt-ip.pt

imt@imt-ip.pt

Coordenação Direção de Serviços de Gestão de Contratos de Concessões (**DSGCC**);

Técnica: Direção de Serviços de Sistemas de Informação (**DSSI**).

Fonte: Dados de tráfego fornecidos pelas concessionárias rodoviárias no âmbito das obrigações contratuais de informação

Processamento: Estatísticas de Tráfego elaboradas automaticamente a partir de:

- Sistema de Monitorização, Análise e Recenseamento de Tráfego (**SMART**);
- Sistema de Informação Geográfica (**SIG**).

Data edição: Novembro de 2021

ÍNDICE

A – Tráfego Médio Diário Mensal por Autoestrada	1
B – Tráfego Médio Diário Mensal por Concessão	60
C – Variação do Tráfego Médio Diário Mensal	77
D – Variação da Circulação Diária Mensal	86

Notas: A informação de tráfego na rede da EP, SA está incompleta por falta de fornecimento de alguns dados por parte da concessionária.

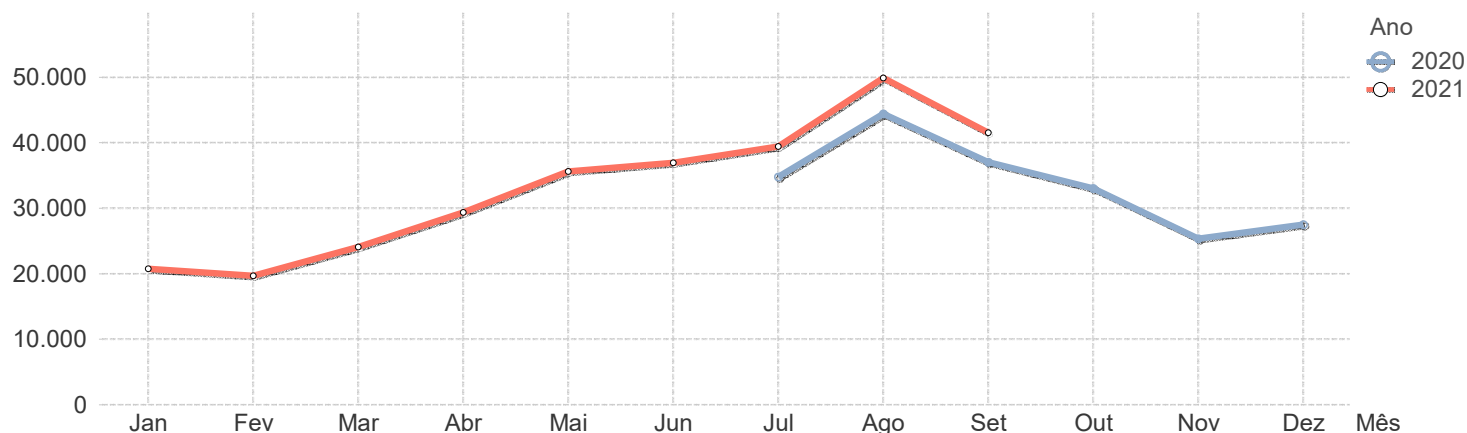
Os valores das médias ponderadas de TMDM assinalados a azul não incluem os sublanços com falta de dados (N/D).

Os valores das médias ponderadas de TMDM assinalados a verde foram revistos pela concessionária.

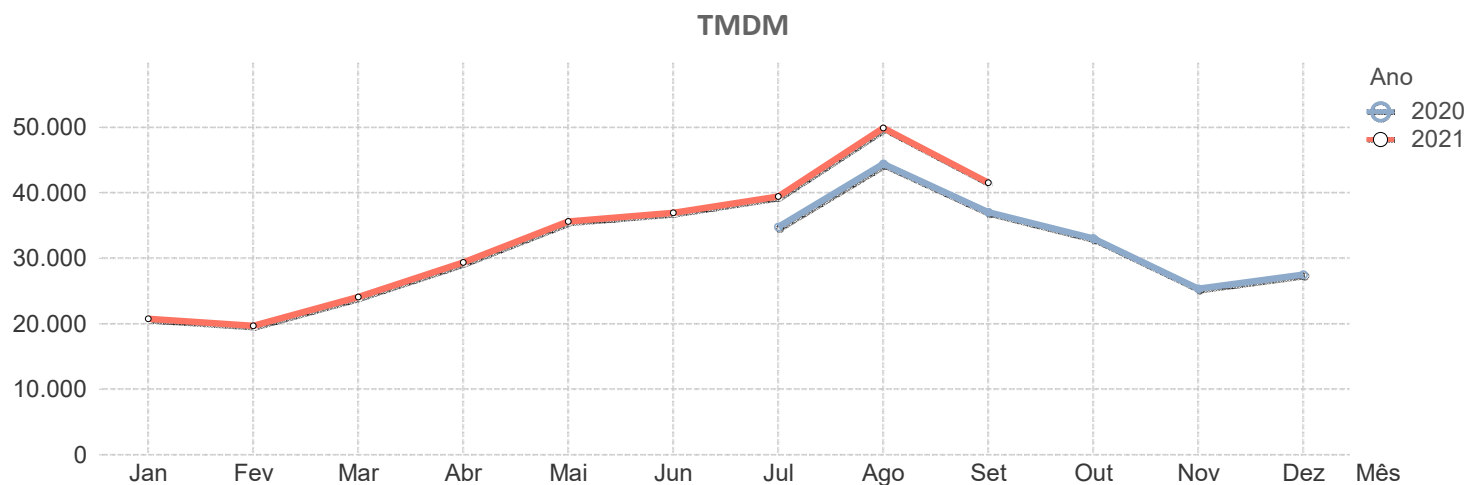
Os valores das médias ponderadas de TMDM assinalados a laranja são provisórios.

Estatística de Tráfego na Rede Nacional de Autoestradas

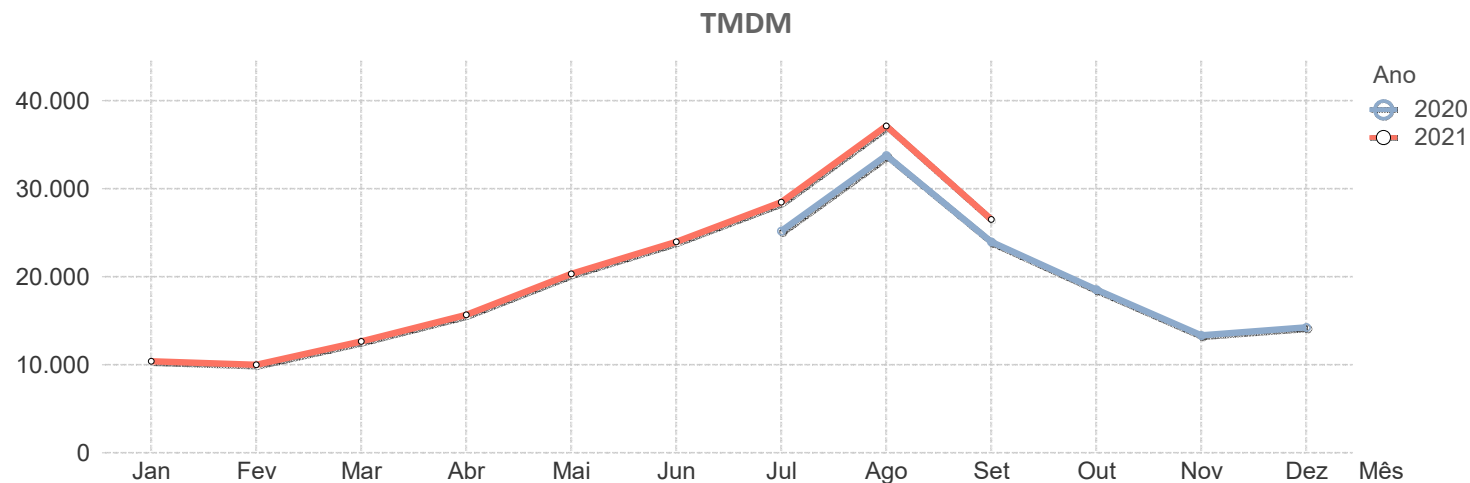
		A1														
		2020						2021								
Sublanço	..	Jul	Ago	Set	Out	Nov	Dez	Jan	Fev	Mar	Abr	Mai	Jun	Jul	Ago	Set
Sacavém – S. João da Talha	..	90.078	90.470	93.274	88.195	75.840	77.720	62.631	61.428	72.922	83.436	95.745	92.095	94.005	97.150	100.707
S. João da Talha – Stª Iría de Azóia (A1/IC2)	..	82.845	83.963	85.845	80.773	69.144	71.040	56.986	55.996	66.583	76.318	87.904	84.535	86.530	90.326	92.708
Stª Iría de Azóia (A1/IC2) – Alverca (A1/A9)	..	75.652	77.352	79.473	75.465	63.799	65.661	52.017	49.967	60.035	70.129	81.179	77.832	79.224	83.273	86.510
Alverca (A1/A9) – Vila Franca de Xira II	..	58.625	61.605	61.488	58.414	48.525	50.774	39.293	37.940	45.838	54.236	62.966	60.722	62.253	67.403	68.643
Vila Franca de Xira II – Vila Franca de Xira I	..	59.762	62.672	62.381	59.217	49.394	51.528	40.272	39.181	47.294	55.787	64.080	61.559	63.123	68.350	69.185
Vila Franca de Xira I – Castanheira do Ribatejo	..	48.497	52.813	50.679	47.543	38.740	41.460	31.399	30.477	37.345	44.216	51.547	50.525	52.532	58.238	56.445
Castanheira do Ribatejo – A1/A10	..	47.896	52.353	49.982	46.764	37.980	40.836	30.809	29.924	36.447	43.328	50.633	49.505	51.694	57.788	55.659
A1/A10 – Carregado	..	56.852	63.728	59.561	55.419	44.367	48.084	35.866	34.699	42.567	50.693	59.535	59.302	62.000	70.329	66.326
Carregado – Aveiras de Cima	..	41.766	49.751	43.563	39.972	30.568	34.285	24.551	23.695	29.385	35.787	42.993	42.832	45.483	54.953	48.773
Aveiras de Cima – Cartaxo	..	31.900	39.690	33.450	30.294	22.687	26.175	17.844	16.951	21.513	26.950	33.087	33.136	35.394	44.451	37.917
Cartaxo – Santarém	..	32.481	40.267	34.035	30.865	23.213	26.710	18.340	17.389	22.014	27.545	33.689	33.831	36.096	45.164	38.522
Santarém – A1/A15	..	36.563	48.398	37.817	32.775	24.192	27.810	19.145	18.229	23.038	29.096	35.895	38.051	41.767	55.092	43.226
A1/A15 – Torres Novas (A1/A23)	..	33.828	46.094	35.445	30.565	22.209	25.859	17.660	16.794	21.309	26.990	33.435	35.414	39.150	52.678	40.722
Torres Novas (A1/A23) – Fátima	..	22.794	32.726	24.904	21.107	15.144	17.314	12.141	11.370	14.348	18.408	23.232	25.032	27.476	38.008	28.967
Fátima – Leiria	..	23.758	36.247	26.255	21.904	15.717	17.854	12.525	11.644	14.588	18.787	24.007	26.234	28.832	42.490	30.453
Leiria – Pombal	..	23.652	36.026	25.989	21.823	15.522	17.475	12.385	11.634	14.611	18.669	23.661	25.995	28.341	41.722	29.964
Pombal – Soure	..	23.620	35.669	25.885	21.886	15.784	17.500	12.470	11.699	14.724	18.746	23.651	25.951	28.299	41.132	29.768
Soure – Condeixa	..	23.810	35.770	26.022	22.075	15.882	17.594	12.576	11.811	14.871	18.916	23.812	26.108	28.540	41.297	29.938

TMDM


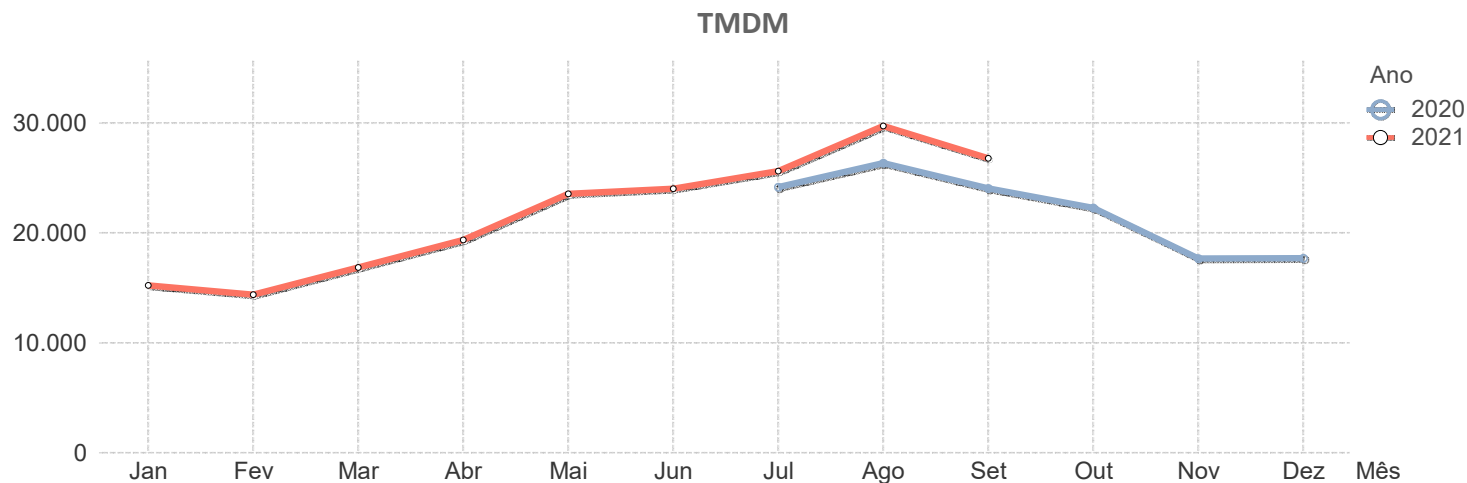
		A1														
		2020						2021								
Sublanço	..	Jul	Ago	Set	Out	Nov	Dez	Jan	Fev	Mar	Abr	Mai	Jun	Jul	Ago	Set
Condeixa – Coimbra Sul	..	26.350	38.605	28.355	24.351	17.787	19.514	14.418	13.789	17.048	21.169	26.245	28.644	31.734	44.651	32.577
Coimbra Sul – Coimbra Norte (A1/A14)	..	25.251	37.119	27.037	23.011	16.656	18.434	13.694	13.186	16.303	20.132	24.910	27.196	29.931	42.742	30.810
Coimbra Norte (A1/A14) – Mealhada	..	25.404	35.347	27.561	24.106	17.748	19.032	14.622	13.793	17.019	20.838	25.791	27.976	29.850	39.959	31.045
Mealhada – Aveiro Sul	..	24.818	34.469	26.937	23.552	17.312	18.603	14.347	13.461	16.556	20.301	25.208	27.226	29.121	38.855	30.231
Aveiro Sul – Albergaria (A1/A25)	..	22.895	32.018	24.874	21.626	15.859	17.144	13.292	12.545	15.307	18.769	23.204	25.118	26.816	36.080	27.811
Albergaria (A1/A25) – Estarreja	..	38.538	50.472	40.654	35.896	27.020	28.809	22.766	21.436	25.867	31.300	38.364	40.780	43.725	56.206	45.215
Estarreja – Feira	..	36.048	47.605	38.114	33.493	25.041	26.880	21.097	19.733	23.847	29.017	35.722	37.959	40.762	53.026	42.538
Feira – Espinho (A1/A41)	..	40.116	50.980	42.438	37.756	28.764	30.755	24.352	22.646	27.092	32.944	40.464	42.568	45.388	56.781	47.512
Espinho (A1/A41) – Feiteira	..	40.562	48.661	42.913	38.724	29.964	32.002	25.783	23.612	28.045	34.404	42.151	43.835	45.837	54.215	48.321
Feiteira – Carvalhos	..	65.738	72.755	68.455	63.481	51.734	53.041	43.932	41.114	48.188	57.452	68.511	70.296	73.177	79.490	74.619
Carvalhos – Jaca	..	40.937	43.245	42.566	39.944	33.170	34.243	27.967	25.898	29.934	35.652	42.151	42.108	43.531	45.712	45.441
Jaca – Santo Ovídio	..	65.741	66.317	67.616	64.157	54.932	56.485	47.602	44.725	51.031	59.328	68.401	67.558	69.511	70.283	72.429
Santo Ovídio – Coimbrões	..	69.555	68.453	69.389	65.482	56.394	57.587	48.844	46.193	52.874	60.859	69.447	68.442	70.831	71.686	71.792
Coimbrões – Canidelo	..	101.398	104.895	113.733	105.392	90.830	89.628	77.987	73.888	85.459	98.088	111.428	108.992	113.803	116.471	116.676
Canidelo – Afurada	..	98.179	105.807	109.351	101.166	87.296	85.785	73.866	69.129	78.913	92.572	106.393	103.319	108.450	111.045	112.234
Afurada – Arrábida	..	98.179	105.807	109.351	101.166	87.296	85.785	73.866	69.129	78.913	92.572	106.393	103.319	108.450	111.045	112.234
Média Ponderada		34.799	44.417	37.056	33.019	25.378	27.505	20.773	19.708	24.073	29.366	35.636	36.925	39.407	49.876	41.513



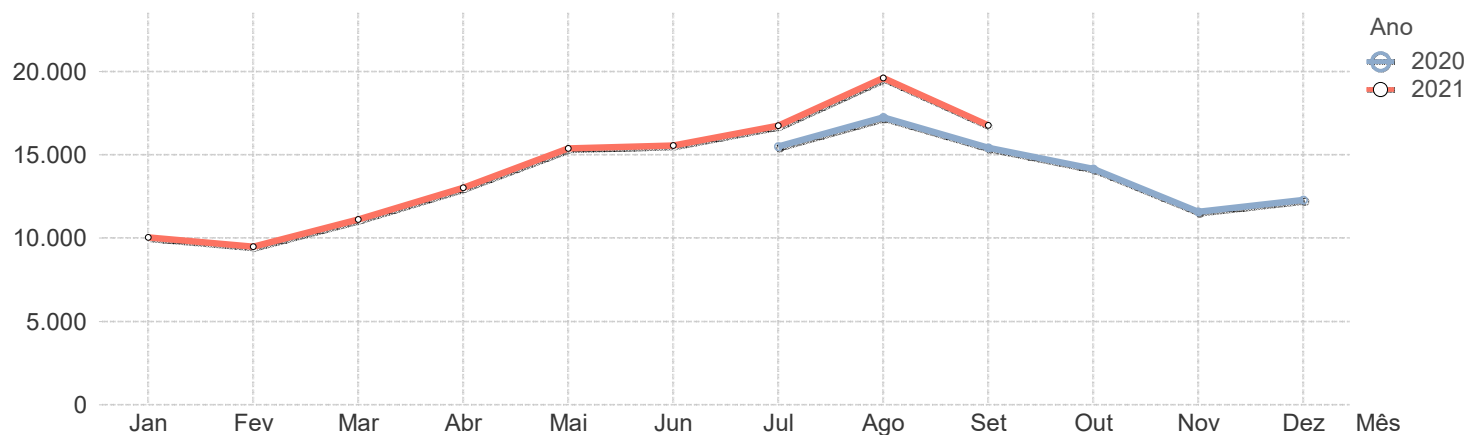
		A2														
		2020						2021								
Sublanço	..	Jul	Ago	Set	Out	Nov	Dez	Jan	Fev	Mar	Abr	Mai	Jun	Jul	Ago	Set
Ponte 25 de Abril	..	141.708	142.774	141.850	127.660	105.699	104.308	83.488	79.551	92.315	116.335	140.403	137.139	142.321	147.795	146.577
Almada – Fogueteiro	..	82.464	84.062	82.697	75.998	64.348	65.207	51.517	50.324	59.989	70.991	84.280	81.793	84.130	88.106	86.927
Fogueteiro – Coina	..	34.708	37.493	34.912	31.757	25.817	26.696	19.969	19.099	23.323	28.547	35.187	34.621	36.493	39.713	37.813
Coina – Palmela	..	31.673	34.615	31.138	28.278	22.857	23.124	17.717	16.893	20.684	25.422	31.405	31.618	33.552	36.856	33.757
Palmela – A2/A12	..	32.817	35.816	32.056	29.302	24.034	24.321	18.567	17.590	21.486	26.278	32.379	32.839	34.764	38.040	34.669
A2/A12 – Marateca	..	28.659	35.481	25.865	20.809	14.506	16.206	11.065	10.848	14.345	17.710	23.288	26.304	30.818	38.153	29.171
Marateca – A2/A6/A13	..	27.147	33.673	24.404	19.476	13.540	15.191	10.351	10.133	13.429	16.569	21.987	24.980	29.262	36.507	27.631
A2/A6/A13 – Alcácer do Sal	..	26.151	37.514	23.076	15.974	10.215	11.513	7.905	7.777	10.555	13.039	17.717	23.256	29.410	40.897	25.687
Alcácer do Sal – Grândola Norte	..	22.169	33.196	20.405	14.071	8.957	10.136	6.934	6.733	9.118	11.326	15.254	20.347	25.993	36.770	23.034
Grândola Norte – Grândola Sul	..	16.647	26.539	15.738	10.659	6.491	7.452	5.012	4.802	6.573	8.211	11.354	15.762	20.575	30.080	18.104
Grândola Sul – Aljustrel	..	13.686	23.109	12.822	8.081	4.514	5.307	3.511	3.293	4.606	5.893	8.594	12.926	17.371	26.440	14.886
Aljustrel – Castro Verde	..	13.648	23.109	12.762	8.013	4.462	5.261	3.473	3.244	4.538	5.798	8.501	12.888	17.288	26.417	14.791
Castro Verde – Almodôvar	..	14.712	24.713	13.759	8.759	4.973	5.895	3.835	3.573	4.942	6.379	9.362	13.971	18.633	28.167	15.961
Almodôvar – S. B. Messines	..	15.020	25.074	14.064	9.036	5.200	6.154	3.975	3.723	5.133	6.605	9.660	14.286	18.988	28.597	16.305
S. B. Messines – Paderne (A22)	..	14.617	24.445	13.712	8.771	5.101	5.954	3.880	3.612	4.934	6.373	9.360	13.883	18.524	27.853	15.930
Média Ponderada		25.184	33.796	23.950	18.553	13.331	14.253	10.408	9.999	12.650	15.670	20.319	23.949	28.463	37.122	26.496



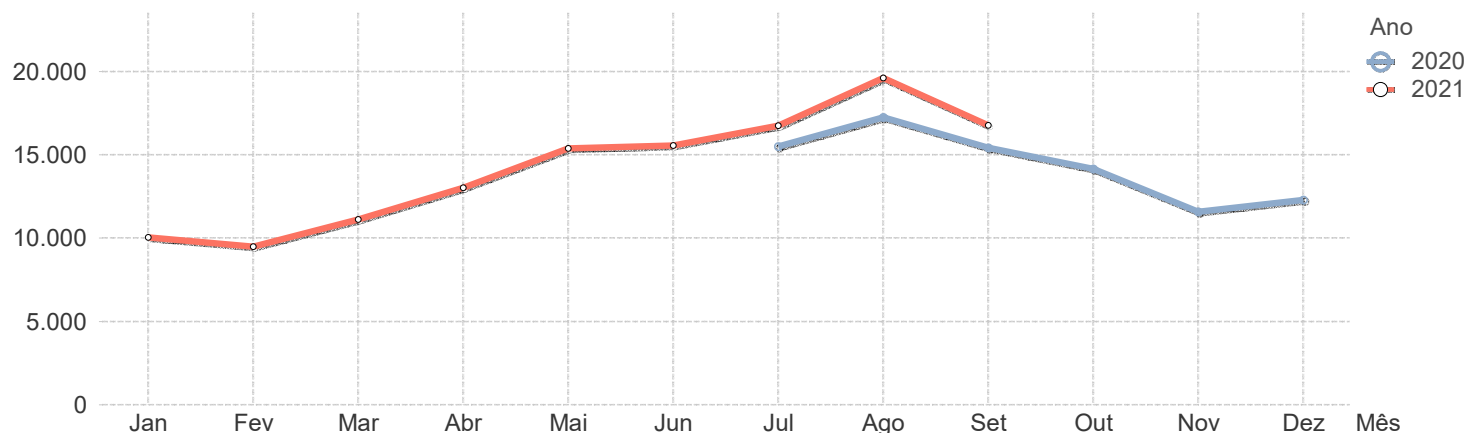
		A3														
		2020						2021								
Sublanço	..	Jul	Ago	Set	Out	Nov	Dez	Jan	Fev	Mar	Abr	Mai	Jun	Jul	Ago	Set
Porto (VCI) – EN 12	..	98.187	97.810	98.702	90.998	76.450	76.380	65.718	63.405	73.215	84.500	97.024	97.197	100.214	104.502	104.164
EN 12 – Águas Santas (A3/A4)	..	122.397	119.838	123.784	115.570	97.787	98.263	85.070	81.236	93.047	107.570	123.190	122.684	125.707	128.100	131.145
Águas Santas (A3/A4) – Maia	..	68.926	68.513	70.654	66.583	55.827	55.162	47.975	46.062	53.460	61.440	70.209	69.859	72.486	74.450	75.603
Maia – Santo Tirso	..	54.696	56.377	55.431	51.807	42.104	42.120	36.311	34.306	40.219	46.724	54.524	54.588	57.516	61.765	60.907
Santo Tirso – Famalicão	..	47.986	50.246	48.028	44.537	36.378	36.498	31.547	29.813	35.005	40.662	47.568	47.656	50.575	55.351	53.180
Famalicão – Cruz	..	25.013	27.628	24.795	22.568	17.814	17.960	15.266	14.400	17.088	19.980	24.038	24.645	26.596	30.810	27.674
Cruz – Braga Sul	..	22.970	25.655	22.784	20.753	16.334	16.560	13.927	13.015	15.563	18.378	22.274	22.898	24.772	29.010	25.917
Braga Sul – Braga Poente	..	10.303	12.876	9.768	8.749	6.565	6.752	5.728	5.483	6.597	7.468	9.510	10.214	11.353	15.313	11.487
Braga Poente – EN 201	..	9.568	12.904	9.022	7.991	5.580	5.914	4.825	4.498	5.427	6.254	8.611	9.358	10.495	15.398	10.652
EN 201 – Ponte de Lima Sul	..	10.520	13.841	9.866	8.846	6.190	6.462	5.273	4.896	5.861	6.828	9.498	10.212	11.337	16.423	11.560
Ponte de Lima Sul – Ponte de Lima Norte	..	12.755	16.004	12.122	11.262	8.361	8.566	7.152	6.622	7.846	9.234	11.956	12.566	13.856	19.207	13.998
Ponte de Lima Norte – EN 303	..	7.449	9.276	7.050	6.603	4.397	4.489	3.788	3.493	4.142	4.536	6.802	7.352	8.160	11.627	8.655
EN 303 – Valença (Sul)	..	7.171	8.821	6.783	6.374	4.224	4.314	3.645	3.336	3.932	4.309	6.554	7.082	7.832	11.166	8.333
Valença (Sul) – Valença	..	14.708	16.889	14.397	13.884	10.716	9.191	9.400	8.812	9.721	8.930	13.365	14.434	15.782	20.182	16.584
Valença – Fronteira	..	15.270	19.195	14.532	13.506	11.102	9.508	6.195	5.969	7.339	6.812	13.268	13.437	13.269	18.243	15.131
Média Ponderada		24.180	26.374	24.050	22.287	17.670	17.721	15.223	14.392	16.864	19.377	23.554	24.045	25.621	29.736	26.802



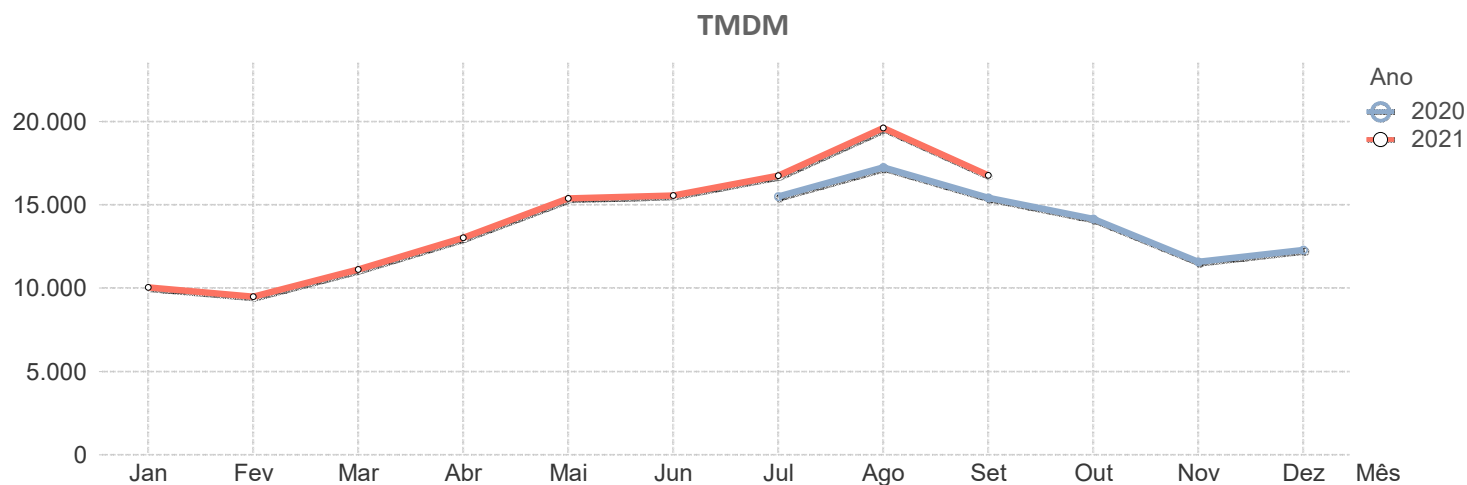
		A4														
		2020						2021								
Sublanço	..	Jul	Ago	Set	Out	Nov	Dez	Jan	Fev	Mar	Abr	Mai	Jun	Jul	Ago	Set
Matosinhos – Sendim	..	40.034	35.435	43.175	43.283	33.117	34.510	29.816	26.363	27.781	31.166	33.344	40.616	40.509	37.420	42.745
Sendim – Guifões	..	54.857	50.734	58.936	58.259	43.828	46.024	38.437	33.634	39.145	44.719	47.107	57.073	55.522	53.589	58.337
Guifões – Custóias	..	54.857	50.734	58.936	58.259	43.828	46.024	38.437	33.634	39.145	44.719	47.107	57.073	55.522	53.589	58.337
Custóias – Via Norte	..	45.596	42.936	45.594	41.421	34.675	38.198	30.403	25.748	30.270	37.900	45.852	46.317	49.089	49.210	52.324
Via Norte – Ponte da Pedra	..	42.262	40.114	42.207	38.592	32.416	35.383	28.563	24.641	28.976	35.503	42.815	43.213	45.783	46.004	48.897
Ponte da Pedra – Águas Santas (A3/A4)	..	50.949	47.962	51.157	47.260	40.012	42.325	35.185	31.554	36.909	44.062	51.814	51.151	53.594	53.042	56.008
Águas Santas (A3/A4) – Ermesinde	..	82.840	82.710	81.763	74.600	63.307	64.843	55.191	52.200	59.905	70.443	82.454	82.188	84.312	88.264	86.448
Ermesinde – Valongo	..	43.987	43.918	43.415	39.612	33.616	34.431	29.306	27.717	31.809	37.405	43.782	43.641	44.769	46.867	45.903
Valongo – Campo	..	41.274	41.742	40.488	36.956	30.993	32.079	27.207	25.832	29.709	34.900	40.835	40.760	42.106	44.353	42.722
Campo – A4/A41	..	41.186	44.223	40.446	36.378	30.004	31.673	26.427	25.421	29.597	34.605	40.654	40.914	43.172	47.913	43.229
A4/A41 – Baltar	..	41.186	44.223	40.446	36.378	30.004	31.673	26.427	25.421	29.597	34.605	40.654	40.914	43.172	47.913	43.229
Baltar – Paredes	..	35.739	39.135	35.205	31.407	25.698	27.405	22.608	21.727	25.396	29.832	35.167	35.439	37.610	42.509	37.614
Paredes – Guilhufe	..	31.602	35.168	31.183	27.643	22.500	24.082	19.760	18.995	22.318	26.228	31.061	31.324	33.473	38.379	33.333
Guilhufe – Penafiel	..	31.254	34.981	31.213	27.911	22.617	24.262	19.963	19.144	22.302	26.188	30.948	31.225	33.125	37.828	33.264
Penafiel – Castelões (A4/A11)	..	26.777	30.711	26.452	23.398	18.840	20.264	16.540	16.084	18.794	22.181	26.243	26.519	28.555	33.504	28.323
Castelões (A4/A11) – Amarante Poente	..	19.929	24.242	19.809	17.368	13.561	14.792	11.768	11.332	13.427	16.207	19.433	19.538	21.873	27.210	21.461
Amarante Poente – Amarante (Margem E...)	..	23.846	28.352	23.833	21.754	17.559	18.795	15.155	14.608	17.362	20.832	24.751	24.522	26.567	31.587	25.632
Amarante (Margem Esqª) – Gerales	..	22.869	27.333	22.872	20.854	16.763	17.967	14.381	13.871	16.488	19.845	23.696	23.448	25.466	30.452	24.679

TMDM


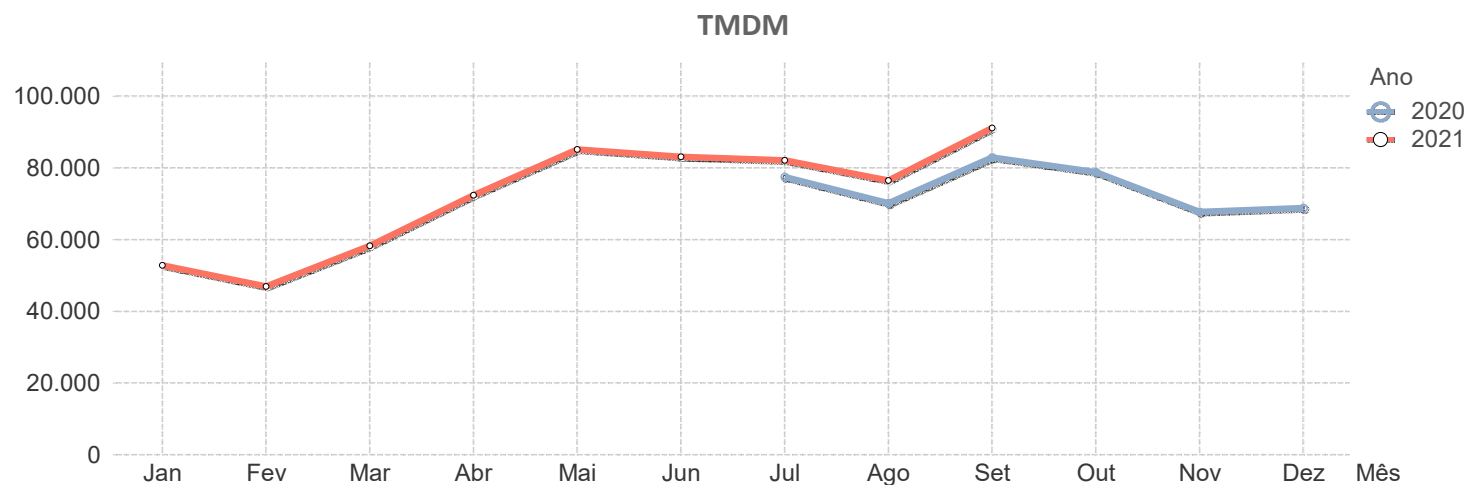
		A4														
		2020						2021								
Sublanço	..	Jul	Ago	Set	Out	Nov	Dez	Jan	Fev	Mar	Abr	Mai	Jun	Jul	Ago	Set
Geraldes – Padronelo	..	18.556	22.532	18.708	17.033	16.187	17.099	13.059	13.889	16.706	19.660	23.654	23.838	25.297	30.695	25.415
Padronelo – Ligação ao IP4	..	15.731	17.893	16.132	14.585	11.144	12.814	10.047	9.250	11.332	13.338	16.048	16.173	18.336	23.017	18.984
Ligação ao IP4 – Campeã	..	11.924	12.710	12.008	10.908	8.252	9.640	7.576	7.013	8.432	9.955	12.007	12.055	13.612	17.160	14.366
Campeã – Parada de Cunhos	..	11.912	13.548	12.241	11.496	8.927	9.790	7.727	7.251	8.705	10.082	12.218	12.282	13.689	17.199	14.633
Parada de Cunhos – Vila Real Sul	..	9.557	12.943	10.181	9.144	7.256	7.901	6.148	5.977	7.233	8.431	10.072	10.266	11.782	14.575	11.479
Vila Real Sul – A4/A24	..	10.262	13.270	10.347	9.297	7.331	8.118	6.197	6.046	7.329	8.606	10.333	10.338	11.858	15.605	11.611
A4/A24 – Vila Real Nascente	..	8.372	10.689	8.383	7.816	6.323	6.934	5.308	5.213	6.231	7.260	8.531	8.537	9.527	12.538	9.275
Vila Real Nascente – Lames	..	12.388	15.386	12.359	11.116	9.218	10.244	7.855	7.866	9.322	10.819	12.502	12.452	13.689	17.496	13.465
Lames – Justes	..	11.518	14.564	11.661	10.841	8.750	9.503	7.293	7.093	8.462	9.947	11.635	11.642	12.791	16.483	12.505
Justes – Pópulo	..	10.828	13.680	10.965	10.240	8.245	8.933	6.851	6.636	7.926	9.300	10.911	10.956	12.003	15.539	11.817
Pópulo – Murça	..	7.886	9.871	7.859	7.386	6.064	6.402	5.043	4.817	5.696	6.689	7.880	7.821	8.686	11.280	8.402
Murça – Palheiros	..	6.747	8.460	6.648	6.285	5.157	5.424	4.271	4.080	4.815	5.685	6.755	6.651	7.442	9.725	7.120
Palheiros – Franco	..	6.704	8.421	6.620	6.246	5.128	5.397	4.235	4.051	4.766	5.604	6.679	6.597	7.371	9.665	7.062
Franco – Lamas de Orelhão	..	6.647	8.407	6.569	6.364	5.263	5.539	4.388	4.216	4.936	5.755	6.821	6.760	7.530	9.816	7.181
Lamas de Orelhão – Mirandela Poente	..	7.288	9.056	7.129	6.767	5.681	5.941	4.742	4.533	5.344	6.208	7.255	7.190	8.044	10.427	7.471
Mirandela Poente – Mirandela Norte	..	5.555	7.021	5.381	5.059	4.242	4.409	3.600	3.494	4.082	4.619	5.429	5.441	6.132	8.245	5.720
Mirandela Norte – Romeu	..	6.186	7.495	5.963	5.700	4.806	4.802	4.004	3.797	4.439	5.112	6.018	6.072	6.750	8.797	6.305
Romeu – Amendoeira	..	6.103	7.431	5.911	5.644	4.755	4.762	3.971	3.763	4.375	5.038	5.955	6.008	6.698	8.743	6.247

TMDM


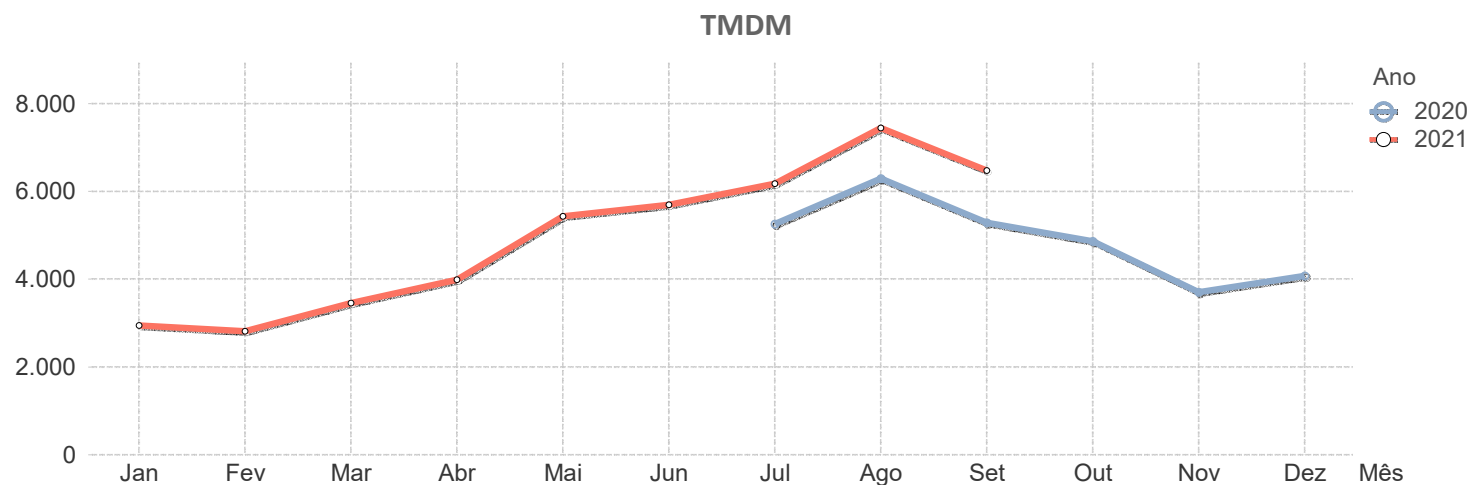
A4																
Sublanço	2020						2021									
	Jul	Ago	Set	Out	Nov	Dez	Jan	Fev	Mar	Abr	Mai	Jun	Jul	Ago	Set	
Amendoeira – Lamas de Podence	6.111	7.789	5.768	5.431	4.675	4.521	3.824	3.590	4.146	4.785	5.741	5.873	6.744	9.078	6.097	
Lamas de Podence – Azibo	6.850	8.517	6.361	5.829	4.956	4.862	4.074	3.868	4.514	5.146	6.222	6.384	7.474	10.058	6.616	
Azibo – Quintela de Lapaças	6.110	7.434	5.965	5.743	4.921	4.852	4.062	3.822	4.421	5.082	6.105	6.151	6.799	8.827	6.403	
Quintela de Lapaças – Vale de Nogueira	5.858	7.061	5.758	5.565	4.752	4.664	3.948	3.673	4.244	4.894	5.900	5.928	6.511	8.355	6.173	
Vale de Nogueira – Santa Comba de Rossas	6.322	7.619	6.276	6.002	5.164	5.137	4.355	4.078	4.722	5.394	6.400	6.386	6.998	8.944	6.698	
Santa Comba de Rossas – Mós	6.538	8.283	6.497	6.268	5.409	5.369	4.565	4.292	4.968	5.656	6.661	6.654	7.267	9.306	6.976	
Mós – Bragança Poente	7.604	9.093	7.455	7.319	6.466	6.352	5.431	5.175	6.022	6.709	7.761	7.743	8.405	10.771	8.053	
Bragança Poente – Bragança Sul	1.758	2.334	1.591	1.519	1.258	1.240	1.152	1.113	1.248	1.303	1.628	1.621	2.069	3.049	1.928	
Bragança Sul – Bragança Nascente	2.396	3.030	2.204	2.125	1.804	1.780	1.613	1.571	1.787	1.704	2.266	2.242	2.755	3.818	2.377	
Bragança Nascente – Rio Frio	3.632	4.634	3.427	3.365	2.824	2.896	2.483	2.370	2.740	2.867	3.585	3.537	4.199	5.773	3.852	
Rio Frio – Quintanilha	2.411	3.028	2.230	2.162	1.769	1.808	1.621	1.337	1.509	1.522	2.369	2.116	2.872	3.944	2.575	
Quintanilha – Quintanilha (Fronteira)	2.251	2.844	2.076	2.007	1.638	1.666	1.313	3	1	0	2.203	1.923	2.656	3.664	2.405	
Média Ponderada	15.510	17.255	15.430	14.162	11.591	12.292	10.054	9.495	11.114	13.032	15.391	15.554	16.754	19.612	16.773	



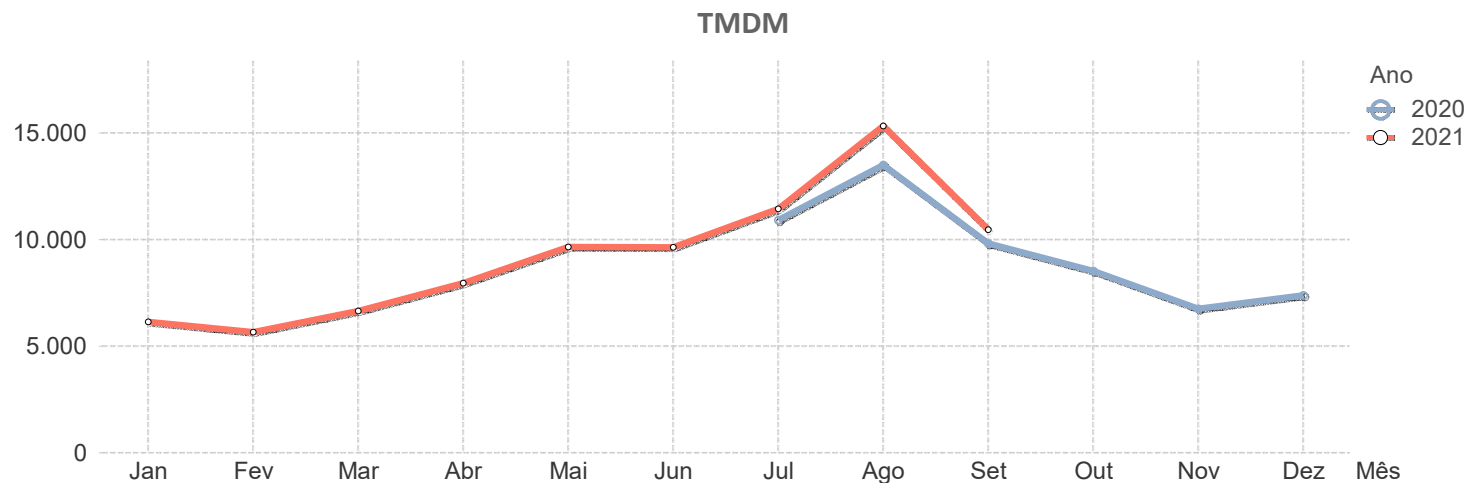
		A5														
		2020						2021								
Sublanço	..	Jul	Ago	Set	Out	Nov	Dez	Jan	Fev	Mar	Abr	Mai	Jun	Jul	Ago	Set
Viaduto Duarte Pacheco – Cruz das Oliveiras	..	115.533	106.991	123.515	117.329	100.747	99.118	78.201	71.791	86.434	104.574	122.671	118.470	117.796	111.486	129.344
Cruz das Oliveiras – Monsanto	..	115.301	106.641	122.842	116.931	100.458	98.916	77.851	71.365	85.958	104.253	122.599	119.083	119.093	112.541	131.138
Monsanto – Miraflores (A5/IC17)	..	72.280	63.975	78.269	75.601	64.282	63.275	49.622	43.896	54.177	67.256	79.235	76.132	74.004	66.222	82.190
Miraflores (A5/IC17) – Linda-a-Velha	..	130.999	117.204	138.929	132.339	113.219	112.768	87.933	78.809	97.687	120.065	140.934	136.590	134.960	124.297	148.090
Linda-a-Velha – Estádio Nacional	..	120.063	107.009	126.333	120.606	102.755	103.143	79.550	70.891	89.090	110.869	129.973	126.462	125.532	115.299	136.456
Estádio Nacional – Oeiras	..	102.479	92.483	110.098	104.623	89.930	92.797	70.303	62.680	77.713	96.641	113.625	111.323	110.814	102.682	124.070
Oeiras – Carcavelos	..	71.403	65.015	76.209	71.860	61.858	64.396	48.314	42.886	53.579	66.983	79.298	77.724	76.926	72.266	85.725
Carcavelos – Estoril	..	46.475	42.351	50.607	47.845	41.316	43.037	32.009	27.636	34.934	44.270	52.935	52.169	50.569	47.877	57.445
Estoril – Alcabideche	..	36.524	33.031	39.807	37.979	33.316	34.866	26.878	22.329	28.306	35.898	42.286	41.517	40.368	37.761	45.722
Alcabideche – Alvide	..	41.086	37.489	44.076	41.643	36.820	37.566	29.321	26.027	32.669	39.936	45.710	44.973	43.496	40.461	48.443
Alvide – Cascais	..	33.063	29.964	35.244	32.989	28.559	29.460	22.763	20.579	25.977	31.608	36.220	35.643	34.649	32.698	38.658
Média Ponderada	..	77.521	70.210	82.930	78.801	67.741	68.862	52.824	46.965	58.338	72.362	85.169	83.129	82.087	76.496	91.131



		A6														
		2020						2021								
Sublanço	..	Jul	Ago	Set	Out	Nov	Dez	Jan	Fev	Mar	Abr	Mai	Jun	Jul	Ago	Set
A2/A6/A13 – Vendas Novas	..	8.423	9.943	8.687	8.024	6.073	6.697	4.704	4.583	5.774	6.984	9.004	9.140	9.870	11.559	10.364
Vendas Novas – Montemor-o-Novo Poente	..	7.694	9.146	7.951	7.355	5.558	6.174	4.319	4.201	5.274	6.378	8.263	8.426	9.069	10.718	9.593
Montemor-o-Novo Poente – Montemor-o-...	..	7.049	8.452	7.297	6.749	5.059	5.574	3.968	3.853	4.825	5.791	7.513	7.724	8.351	9.861	8.823
Montemor-o-Novo Nascente – Évora Poente	..	6.046	7.366	6.271	5.780	4.273	4.734	3.360	3.195	4.008	4.842	6.381	6.623	7.221	8.644	7.653
Évora Poente – Évora Nascente	..	3.150	3.898	3.007	2.674	1.990	2.241	1.648	1.569	1.946	2.211	3.048	3.273	3.689	4.651	3.728
Évora Nascente – Estremoz	..	3.902	4.822	3.798	3.418	2.584	2.867	2.116	2.017	2.473	2.836	3.807	4.152	4.634	5.760	4.763
Estremoz – Borba	..	2.873	3.651	2.746	2.452	1.825	2.032	1.526	1.415	1.721	1.919	2.731	3.047	3.435	4.475	3.535
Borba – Elvas Poente	..	2.809	3.539	2.658	2.369	1.779	1.996	1.496	1.367	1.657	1.805	2.667	3.005	3.356	4.391	3.482
Elvas Poente – EN246	..	4.814	5.483	4.728	4.378	3.639	3.676	3.002	2.967	3.386	3.468	4.837	5.157	5.463	6.524	5.756
EN246 – Elvas Central	..	5.580	6.199	5.442	5.108	4.279	4.360	3.484	3.493	4.005	4.062	5.728	6.049	6.310	7.369	6.591
Elvas Central – Elvas Nascente	..	5.747	6.323	5.604	5.268	4.431	4.487	3.639	3.595	4.079	4.058	5.913	6.319	6.558	7.633	6.828
Elvas Nascente – Caia	..	9.096	9.978	9.367	9.029	7.230	7.882	5.529	4.687	5.400	5.462	10.054	10.267	10.285	11.595	11.163
Caia – Fronteira do Caia	..	8.980	9.879	9.235	8.926	7.147	7.767	5.460	5.192	6.057	6.125	9.926	10.126	10.155	11.439	10.992
Média Ponderada	..	5.256	6.290	5.288	4.860	3.704	4.075	2.946	2.811	3.454	3.986	5.435	5.697	6.176	7.443	6.471

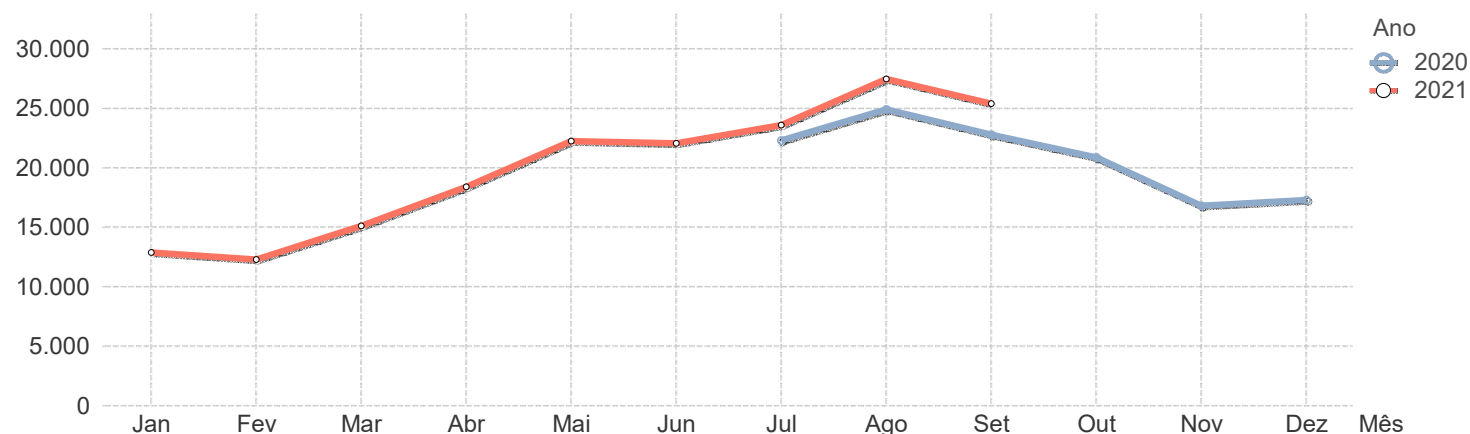


		A7														
		2020						2021								
Sublanço	..	Jul	Ago	Set	Out	Nov	Dez	Jan	Fev	Mar	Abr	Mai	Jun	Jul	Ago	Set
Póvoa de Varzim (A28) – EN206	..	12.468	13.331	9.369	7.014	5.502	6.072	4.699	4.359	5.383	7.226	9.153	9.443	11.242	15.346	9.502
EN206 – Famalicão	..	13.046	13.957	9.857	7.448	5.821	6.428	4.998	4.652	5.717	7.612	9.610	9.861	11.689	15.988	9.914
Famalicão – A3/A7	..	22.347	22.223	20.664	18.677	15.858	16.030	13.706	12.988	15.451	18.348	21.319	21.158	22.956	24.959	22.225
A3/A7 – Seide	..	25.378	27.452	24.162	21.481	17.584	18.112	15.683	14.831	17.488	20.684	24.365	24.231	26.772	31.230	26.405
Seide – Ave	..	21.605	23.586	20.700	18.460	15.004	15.549	13.382	12.600	14.916	17.730	21.035	20.907	23.159	27.012	22.802
Ave – Selho	..	19.043	20.871	18.471	16.681	13.654	14.088	12.173	11.467	13.694	16.444	19.600	19.386	21.409	24.518	21.159
Selho – Guimarães Sul	..	13.656	17.506	13.369	12.165	9.876	11.026	8.958	8.105	9.135	10.310	12.380	12.181	14.182	18.692	13.313
Guimarães Sul – Calvos	..	13.529	17.364	13.207	12.061	9.719	10.701	8.834	8.280	9.594	11.042	13.282	13.079	15.132	19.613	14.253
Calvos – Fafe Sul	..	8.371	11.784	7.859	7.015	5.494	6.223	5.183	4.736	5.371	6.049	7.352	7.181	9.026	13.158	8.057
Fafe Sul – Basto	..	6.876	10.300	6.378	5.622	4.298	4.983	4.095	3.662	4.241	4.941	6.060	6.064	7.729	11.656	6.825
Basto – Ribeira de Pena	..	5.772	8.891	5.275	4.713	3.634	4.093	3.487	3.082	3.556	4.107	4.966	4.910	6.470	10.056	5.622
Ribeira de Pena – Vila Pouca de Aguiar (A...	..	4.917	7.877	4.412	3.929	2.931	3.466	2.889	2.467	2.908	3.433	4.185	4.277	5.738	9.006	4.806
Média Ponderada	..	10.907	13.498	9.823	8.519	6.761	7.384	6.145	5.652	6.652	7.961	9.644	9.641	11.438	15.323	10.455

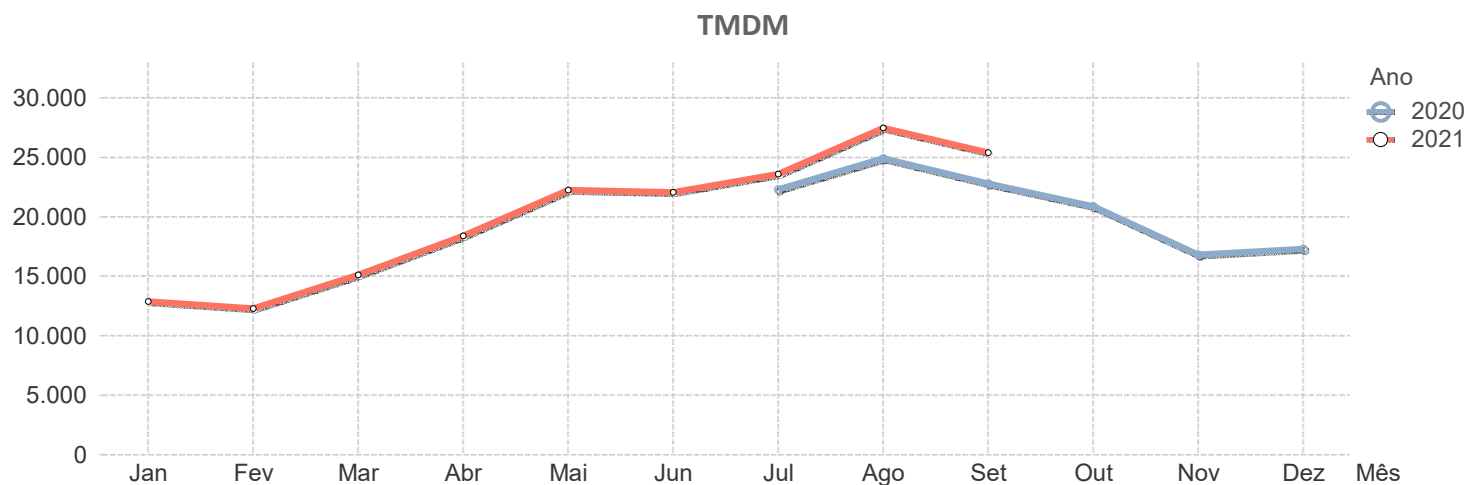


		A8														
		2020						2021								
Sublanço	..	Jul	Ago	Set	Out	Nov	Dez	Jan	Fev	Mar	Abr	Mai	Jun	Jul	Ago	Set
CRIL – Frielas	..	49.955	47.012	53.982	51.982	45.330	45.533	35.876	33.726	39.746	46.493	53.462	51.111	50.890	48.661	55.439
Frielas – Loures	..	81.019	77.393	84.701	80.713	70.349	70.338	56.604	54.049	64.053	73.960	84.594	80.677	82.309	81.070	89.314
Loures – CREL	..	45.818	45.746	48.429	46.183	38.514	39.143	29.928	27.722	33.708	41.325	49.473	47.244	48.275	49.845	54.400
CREL – Lousa	..	52.629	52.784	54.375	51.147	42.425	43.483	33.161	31.453	38.345	46.285	55.256	53.364	55.045	57.492	60.371
Lousa – A8/A21	..	48.633	49.210	49.921	46.638	38.369	39.477	30.029	28.460	34.838	42.325	50.743	49.104	50.838	53.772	55.640
A8/A21 – Enxara	..	27.286	29.272	27.894	25.700	20.495	21.364	15.849	15.271	18.769	22.763	27.765	26.833	28.700	32.281	31.541
Enxara – Torres Vedras Sul	..	25.916	28.018	26.415	24.294	19.321	20.120	14.865	14.288	17.577	21.426	26.143	25.340	27.209	30.860	29.785
Torres Vedras Sul – Torres Vedras Norte	..	21.461	23.788	21.658	19.736	15.493	16.306	11.913	11.459	14.114	17.237	21.154	20.729	22.536	26.437	24.628
Torres Vedras Norte – Ramalhal	..	23.876	26.412	24.076	21.821	17.430	18.207	13.349	12.722	15.617	19.180	23.421	23.058	24.920	29.159	27.012
Ramalhal – Campelos	..	17.061	19.635	17.358	15.788	12.249	12.878	9.232	8.878	10.975	13.558	16.723	16.563	18.100	21.888	19.740
Campelos – Bombarral	..	16.550	19.114	16.787	15.240	11.764	12.353	8.829	8.510	10.533	13.037	16.104	15.997	17.502	21.298	19.072
Bombarral – Delgada	..	19.760	22.568	19.803	18.005	14.211	14.744	10.724	10.390	12.826	15.601	18.955	18.926	20.748	24.945	22.158
Delgada – São Mamede	..	22.000	25.397	22.231	20.152	16.107	16.516	12.071	11.591	14.201	17.540	21.260	21.315	23.368	27.968	24.746
São Mamede – A8/IP6	..	22.889	26.536	23.336	21.110	16.486	17.477	12.855	12.331	15.108	18.546	22.400	22.445	24.511	29.195	25.865
A8/IP6 – Óbidos	..	29.290	34.476	29.042	25.833	20.861	21.453	15.788	15.001	18.309	22.735	27.692	28.242	31.023	37.581	32.923
Óbidos – Arnóia	..	30.398	35.124	30.058	27.006	22.100	22.473	16.537	15.674	19.139	23.735	28.708	29.362	31.936	38.254	32.421
Arnóia – Gaeiras	..	28.517	32.816	28.578	25.980	21.262	21.419	15.932	14.678	18.392	22.780	27.669	27.899	30.049	36.105	31.272
Gaeiras – Caldas da Rainha	..	25.929	29.861	25.559	23.099	18.823	18.304	11.468	10.713	16.690	21.077	25.441	25.461	27.355	32.832	27.962

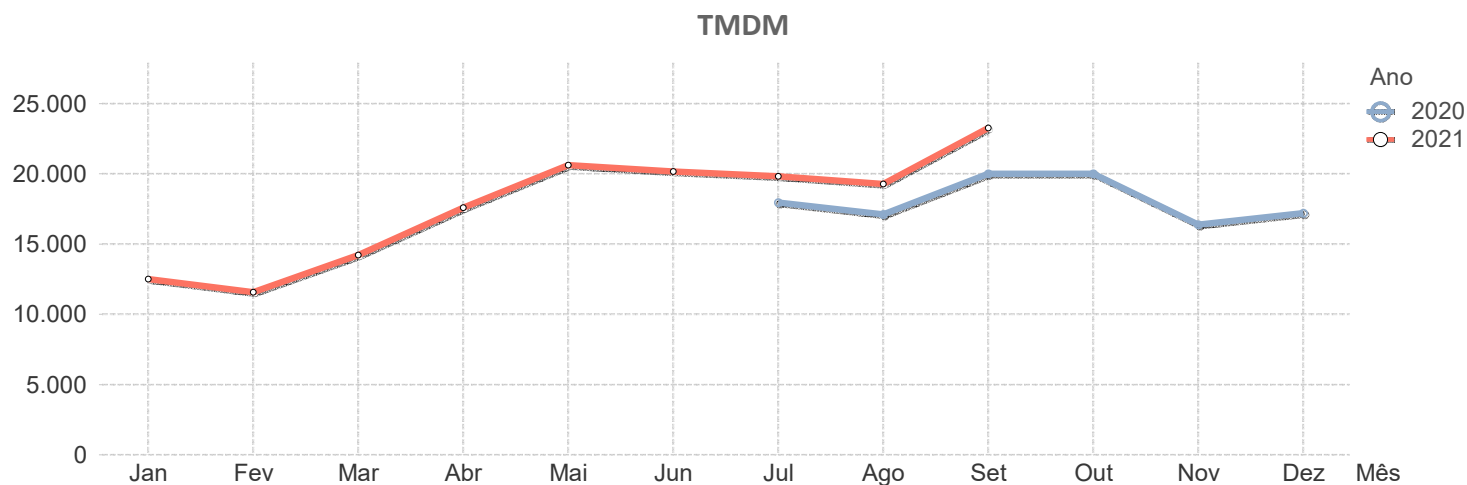
TMDM



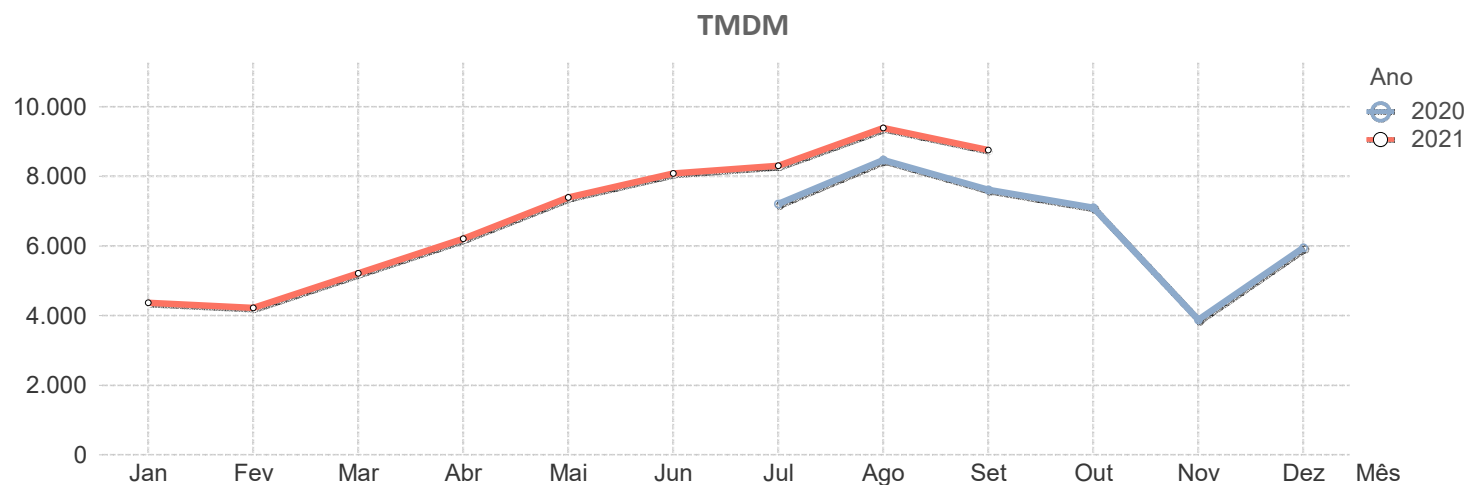
		A8														
		2020						2021								
Sublanço	..	Jul	Ago	Set	Out	Nov	Dez	Jan	Fev	Mar	Abr	Mai	Jun	Jul	Ago	Set
Caldas da Rainha – Zona Industrial das Ca...	..	22.147	26.119	22.015	19.947	16.029	16.239	12.130	11.575	14.185	17.351	21.145	21.596	23.543	28.677	24.230
Zona Industrial das Caldas da Rainha – To...	..	17.889	22.023	17.917	16.073	11.784	12.747	9.430	9.002	10.950	13.653	16.804	17.373	19.086	24.245	19.890
Tornada – Alfeizerão	..	12.621	16.383	12.896	11.454	8.526	8.851	6.389	6.096	7.582	9.461	11.920	12.492	13.844	18.483	14.715
Alfeizerão – Valado dos Frades	..	12.268	15.958	12.621	11.222	8.382	8.677	6.299	6.012	7.436	9.292	11.654	12.225	13.448	17.966	14.321
Valado dos Frades – Pataias	..	11.928	16.159	12.241	10.496	8.041	8.326	6.107	5.834	7.209	8.966	11.248	11.928	13.152	18.316	13.871
Pataias – Marinha Grande Sul	..	11.880	16.041	12.238	10.492	8.084	8.355	6.154	5.874	7.232	8.946	11.197	11.880	13.094	18.190	13.778
Marinha Grande Sul – A8/A17	..	12.859	16.712	13.109	11.435	9.083	9.227	7.048	6.789	8.247	9.969	12.096	12.824	14.121	19.012	14.752
A8/A17 – Marinha Grande Este	..	8.456	10.084	8.548	7.747	6.629	6.504	5.072	4.849	5.834	6.962	8.368	8.613	9.363	11.600	9.542
Marinha Grande Este – Leiria Sul (A8/A19)	..	8.113	9.801	8.255	7.503	6.438	6.352	4.914	4.643	5.620	6.756	8.181	8.430	9.177	11.400	9.311
Leiria Sul (A8/A19) – Cortes	..	5.584	7.122	5.610	4.984	4.181	4.088	3.278	3.090	3.805	4.494	5.472	5.773	6.452	8.558	6.519
Cortes – Pousos	..	5.154	6.722	5.201	4.571	3.782	3.723	2.974	2.845	3.481	4.102	5.030	5.353	6.013	8.125	6.078
Média Ponderada	..	22.291	24.907	22.801	20.880	16.825	17.288	12.896	12.297	15.119	18.394	22.258	22.072	23.587	27.465	25.390



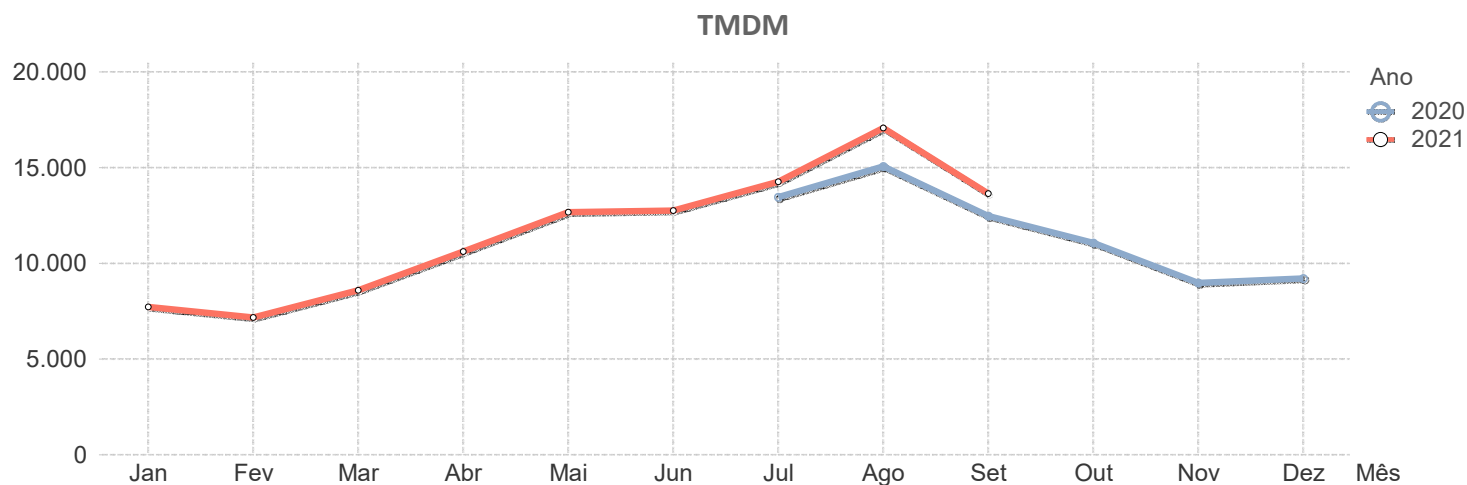
		A9														
		2020						2021								
Sublanço	..	Jul	Ago	Set	Out	Nov	Dez	Jan	Fev	Mar	Abr	Mai	Jun	Jul	Ago	Set
Estádio Nacional (A5/A9) – Queluz	..	23.345	20.713	25.228	24.772	20.634	21.394	15.658	13.629	17.316	22.411	26.320	25.471	25.858	23.838	29.347
Queluz – A9/A16	..	19.133	17.566	21.559	21.661	17.762	18.580	13.443	12.163	15.015	19.049	22.442	21.624	21.445	20.067	25.537
A9/A16 – Radial da Pontinha	..	26.994	24.883	29.876	29.885	24.969	26.402	19.393	17.840	21.558	26.753	31.353	30.360	29.820	28.147	35.501
Radial da Pontinha – Radial de Odivelas	..	19.662	19.051	22.410	22.726	18.062	18.952	13.518	12.548	15.400	18.966	22.290	21.731	21.451	21.164	25.381
Radial de Odivelas – A8/A9	..	21.036	20.630	23.389	23.274	19.070	20.143	14.656	13.758	17.020	20.740	24.110	23.613	23.229	23.015	26.963
A8/A9 – Bucelas (Zambujal)	..	20.021	19.323	22.377	22.535	19.159	19.783	14.986	14.217	17.186	20.831	23.889	23.222	22.587	21.985	26.694
Bucelas (Zambujal) – A9/A10	..	12.452	12.577	13.825	13.685	10.902	11.722	8.334	7.882	9.760	11.913	14.055	13.982	13.735	14.099	15.799
A9/A10 – Alverca	..	6.672	6.080	7.376	7.428	6.353	6.322	4.885	4.569	5.459	6.535	7.739	8.102	7.185	6.737	9.061
Média Ponderada	..	17.945	17.110	20.003	20.005	16.376	17.191	12.510	11.566	14.225	17.594	20.605	20.150	19.828	19.272	23.254



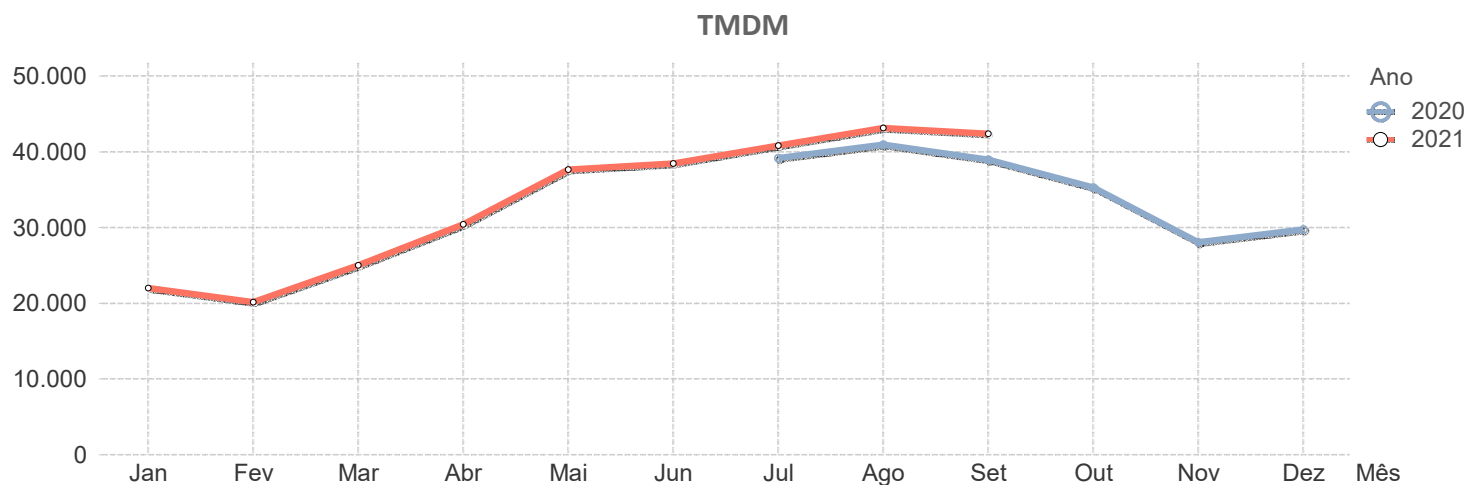
		A10														
		2020						2021								
Sublanço	..	Jul	Ago	Set	Out	Nov	Dez	Jan	Fev	Mar	Abr	Mai	Jun	Jul	Ago	Set
A9/A10 – Arruda dos Vinhos	..	10.731	10.920	11.829	11.740	2.187	10.159	7.243	6.711	8.375	10.346	12.496	13.072	12.187	12.669	14.558
Arruda dos Vinhos – Carregado (A1/A10)	..	7.670	8.314	8.384	8.229	4.934	7.106	4.882	4.596	5.833	7.223	8.636	8.772	8.768	9.591	9.758
Carregado (A1/A10) – Benavente	..	7.046	8.907	7.109	6.264	4.911	5.112	4.034	4.111	4.900	5.531	6.425	7.437	8.176	9.509	7.812
Benavente – A10/A13	..	3.553	5.547	3.521	2.744	1.862	1.964	1.559	1.580	1.977	2.186	2.689	3.694	4.229	5.792	3.695
Média Ponderada	..	7.208	8.467	7.613	7.102	3.878	5.953	4.365	4.225	5.217	6.211	7.394	8.087	8.301	9.388	8.754



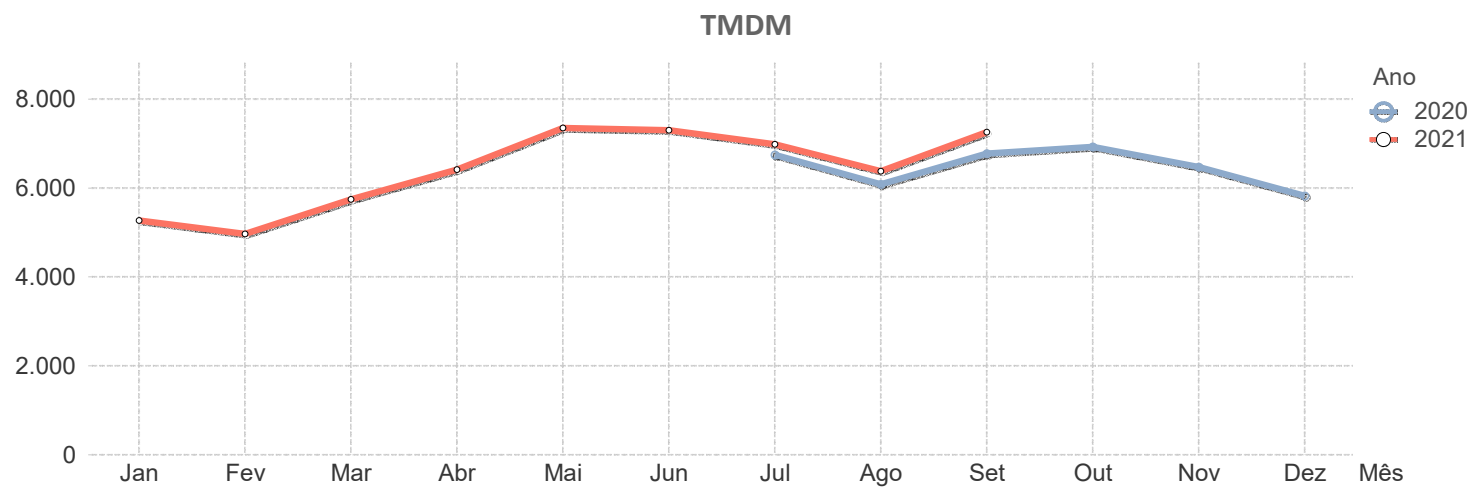
		A11														
		2020						2021								
Sublanço	..	Jul	Ago	Set	Out	Nov	Dez	Jan	Fev	Mar	Abr	Mai	Jun	Jul	Ago	Set
Apúlia (A28) – EN205	..	14.415	15.626	11.222	8.508	6.717	7.072	5.576	5.194	6.371	8.340	10.150	11.062	13.178	17.561	11.580
EN205 – Barcelos	..	13.694	14.930	10.598	8.010	6.241	6.605	5.177	4.825	5.946	7.849	9.593	10.482	12.495	16.792	10.926
Barcelos – Braga Oeste (A3/A11)	..	16.337	17.370	13.731	11.404	9.241	9.419	7.671	6.882	8.409	10.911	13.172	13.769	15.636	19.294	14.242
Braga Oeste (A3/A11) – Braga (Ferreiros)	..	15.500	16.944	13.162	10.968	8.670	8.931	7.180	6.298	7.698	10.159	12.550	13.086	15.014	18.978	13.750
Braga (Ferreiros) – Celeirós	..	26.123	30.327	28.194	26.453	21.513	21.541	18.358	16.795	20.092	24.559	29.136	28.619	30.689	33.803	31.734
Celeirós – Guimarães Oeste	..	14.215	15.939	14.044	13.384	10.980	10.974	9.533	8.656	10.362	12.807	15.239	14.698	15.838	18.042	15.785
Guimarães Oeste – Selho	..	18.730	21.096	18.226	16.678	13.527	13.953	11.985	11.317	13.711	16.769	20.040	19.722	21.730	25.485	21.571
Calvos – Vizela	..	8.808	10.420	8.711	8.133	6.747	7.227	5.999	5.702	6.728	7.823	9.241	9.072	10.212	12.034	9.767
Vizela – Felgueiras	..	9.094	10.638	9.064	8.487	7.058	7.420	6.277	6.021	7.066	8.174	9.590	9.431	10.589	12.323	10.191
Felgueiras – Lousada	..	11.338	12.804	11.510	10.777	9.028	9.358	8.057	7.818	9.109	10.443	12.092	11.893	13.158	14.835	12.965
Lousada – EN15	..	7.296	8.789	7.573	7.016	5.684	5.727	4.968	5.025	5.856	6.846	8.013	7.872	8.793	10.192	8.604
EN15 – EN211	..	7.778	9.548	8.261	7.639	6.151	6.231	5.397	5.448	6.326	7.398	8.663	8.536	9.354	10.913	9.184
EN211 – Castelões (A4/A11)	..	14.307	17.056	15.407	14.175	11.835	12.431	10.554	10.233	11.871	13.809	16.019	16.023	16.887	19.125	16.852
Média Ponderada		13.454	15.067	12.480	11.063	8.986	9.207	7.719	7.168	8.590	10.610	12.668	12.759	14.267	17.070	13.641



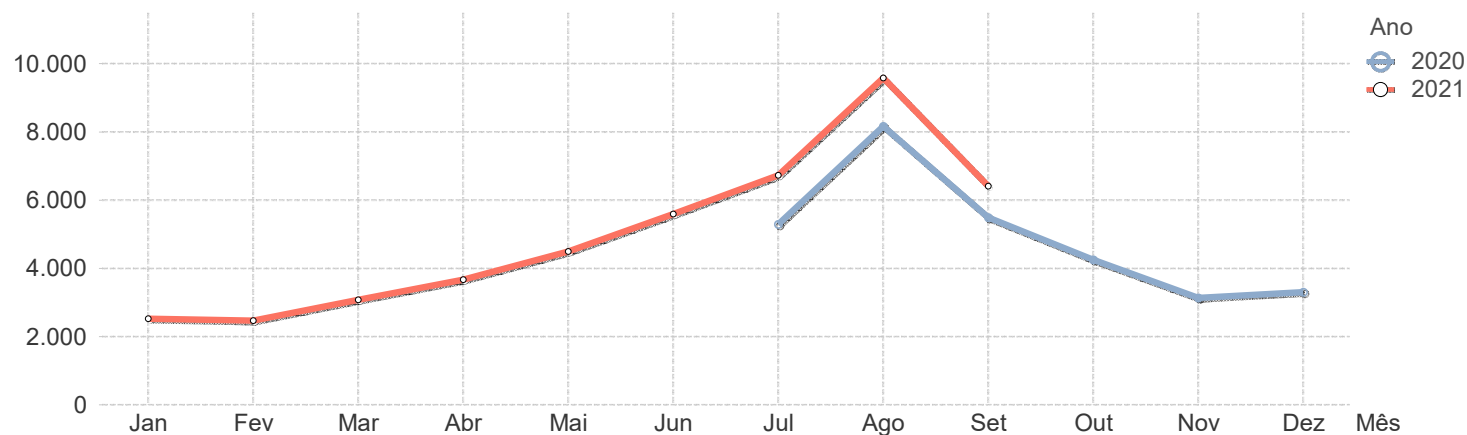
		A12														
		2020						2021								
Sublanço	..	Jul	Ago	Set	Out	Nov	Dez	Jan	Fev	Mar	Abr	Mai	Jun	Jul	Ago	Set
Ponte Vasco da Gama	..	63.043	64.430	64.054	58.837	47.286	49.998	37.254	34.055	42.080	50.947	62.282	62.380	65.329	67.407	68.817
Montijo (A12/A33) – Pinhal Novo	..	21.398	23.865	20.081	17.208	12.792	13.976	9.943	9.145	11.685	14.372	18.544	20.296	22.626	25.551	22.633
Pinhal Novo – A2/A12	..	21.206	23.750	19.693	16.704	12.541	13.632	9.735	8.981	11.478	14.089	18.204	20.067	22.417	25.532	22.316
A2/A12 – A12/Lig. Alto da Guerra	..	24.098	24.210	24.135	22.726	19.444	19.682	15.092	13.913	16.577	20.405	25.059	24.725	25.078	25.559	25.848
A12/Lig. Alto da Guerra – Setúbal	..	24.098	24.210	24.135	22.726	19.444	19.682	15.092	13.913	16.577	20.405	25.059	24.725	25.078	25.559	25.848
Média Ponderada	..	39.198	40.942	38.982	35.275	28.052	29.743	22.009	20.164	25.017	30.425	37.655	38.483	40.837	43.151	42.377



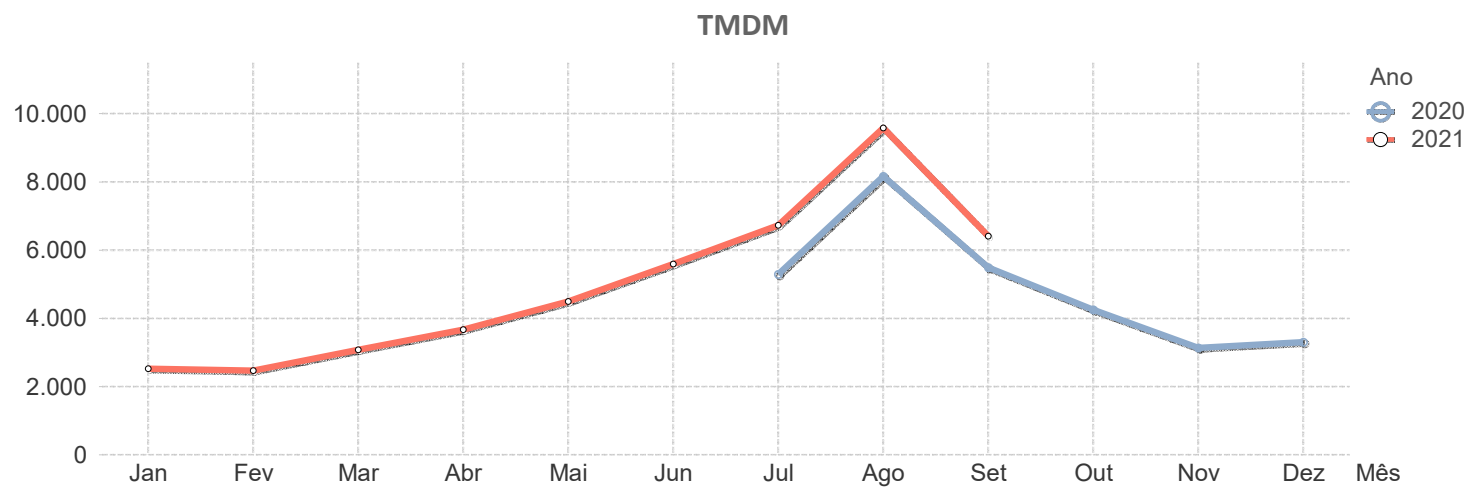
		A12-1														
		2020						2021								
Sublanço	..	Jul	Ago	Set	Out	Nov	Dez	Jan	Fev	Mar	Abr	Mai	Jun	Jul	Ago	Set
A12/Lig. Alto da Guerra – Alto da Guerra	..	8.050	7.283	8.114	8.259	7.661	7.015	6.257	5.895	6.840	7.659	8.749	8.673	8.355	7.698	8.723
Alto da Guerra – EN10	..	6.261	5.630	6.273	6.432	6.023	5.383	4.899	4.624	5.334	5.947	6.826	6.791	6.474	5.885	6.708
Média Ponderada	..	6.749	6.081	6.775	6.930	6.470	5.828	5.269	4.971	5.745	6.414	7.350	7.304	6.987	6.379	7.258



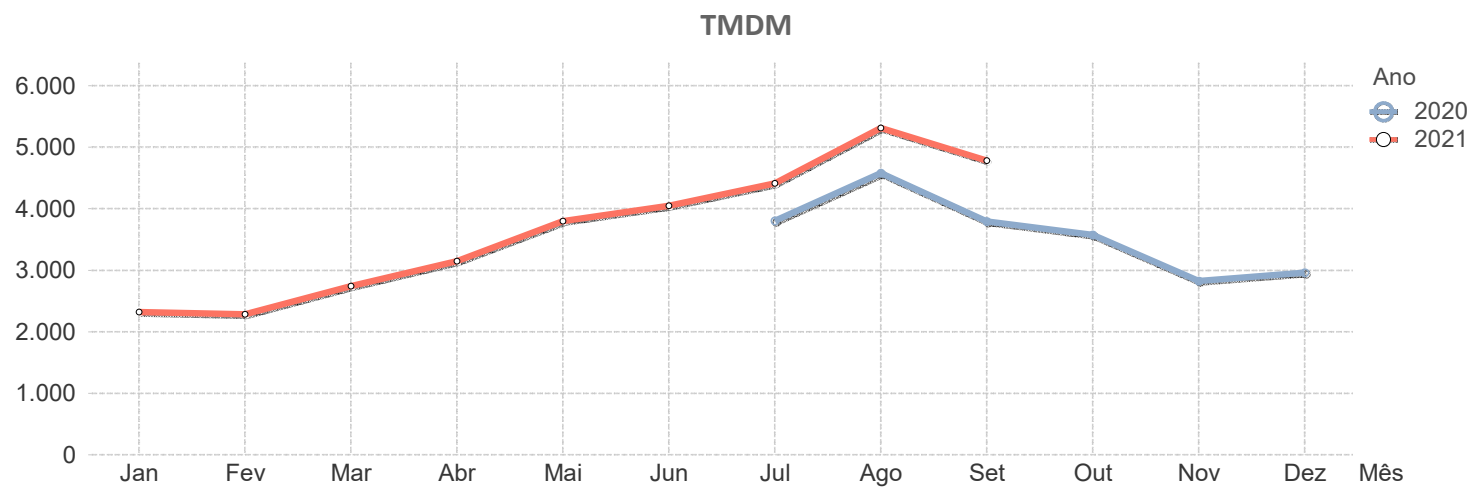
A13																
Sublanço	2020							2021								
	Jul	Ago	Set	Out	Nov	Dez	Jan	Fev	Mar	Abr	Mai	Jun	Jul	Ago	Set	
Marateca (A2/A6/A13) – Pegões	7.028	12.945	7.286	4.687	2.956	3.229	2.452	2.408	3.091	3.723	4.885	7.414	9.591	15.145	8.431	
Pegões – Stº. Estevão	7.035	12.969	7.321	4.702	2.972	3.237	2.478	2.442	3.123	3.740	4.897	7.446	9.595	15.216	8.496	
Stº. Estevão – A10/A13	7.314	13.204	7.651	5.107	3.354	3.606	2.759	2.733	3.441	4.116	5.275	7.792	9.909	15.477	8.909	
A10/A13 – Salvaterra Magos	4.532	8.480	4.987	3.215	2.192	2.330	1.771	1.742	2.160	2.702	3.474	4.987	6.622	10.627	6.194	
Salvaterra Magos – Almeirim (IC10)	4.430	8.389	4.900	3.153	2.126	2.260	1.706	1.644	2.053	2.611	3.354	4.877	6.469	10.484	6.060	
Atalaia (A13/A23) – Atalaia (EN110)	8.537	9.552	8.509	8.036	6.693	7.018	5.135	4.514	4.807	6.127	8.506	7.312	7.771	10.275	9.564	
Atalaia (EN110) – Asseiceira	6.835	7.916	6.682	6.131	4.983	5.311	3.957	3.967	4.884	5.653	6.703	6.835	7.543	8.757	7.484	
Asseiceira – Santa Cita (EN110)	7.075	8.120	6.956	6.401	5.275	5.517	4.214	4.183	5.106	5.932	6.989	7.120	7.805	8.989	7.760	
Santa Cita (EN110) – Vale Donas	7.390	8.273	7.165	6.653	5.634	5.681	4.490	4.508	5.535	6.130	7.039	7.129	7.791	8.912	7.681	
Vale Donas – A13/IC9	5.900	6.900	5.636	5.085	4.198	4.286	3.346	3.456	4.282	4.750	4.524	5.641	6.307	7.538	6.599	
A13/IC9 – Alviobeira	4.879	6.001	4.767	4.286	3.420	3.572	2.645	2.674	3.388	3.920	4.642	4.797	5.384	6.677	5.679	
Alviobeira – Pias	3.228	4.143	3.232	2.909	2.243	2.407	1.742	1.741	2.228	2.657	3.135	3.323	3.687	4.651	3.709	
Pias – Cabaços	3.251	4.187	3.268	2.809	2.298	2.447	1.783	1.781	2.295	2.721	3.229	3.389	3.711	4.660	3.721	
Cabaços – Alvaiázere	3.185	4.155	3.211	2.885	2.217	2.371	1.712	1.730	2.225	2.639	3.146	3.301	3.640	4.751	3.641	
Alvaiázere – Avelar Sul (A13/IC8)	3.383	4.382	3.428	3.075	2.390	2.542	1.856	1.844	2.301	2.798	3.333	3.495	3.852	4.835	3.838	
Avelar Sul (A13/IC8) – Avelar Norte / Penela	5.526	6.567	5.729	5.405	4.312	4.452	3.466	3.315	4.062	4.734	5.661	5.983	6.416	7.595	6.469	
Avelar Norte / Penela – A13/EN342	5.732	6.730	5.933	5.656	4.544	4.667	3.695	3.518	4.273	5.019	5.947	6.270	6.710	7.673	6.756	
A13/EN342 – Almalaguês (A13/A13-1)	6.345	7.213	6.522	6.303	5.147	5.258	4.148	3.920	4.744	5.613	6.666	6.940	7.391	8.491	7.563	

TMDM


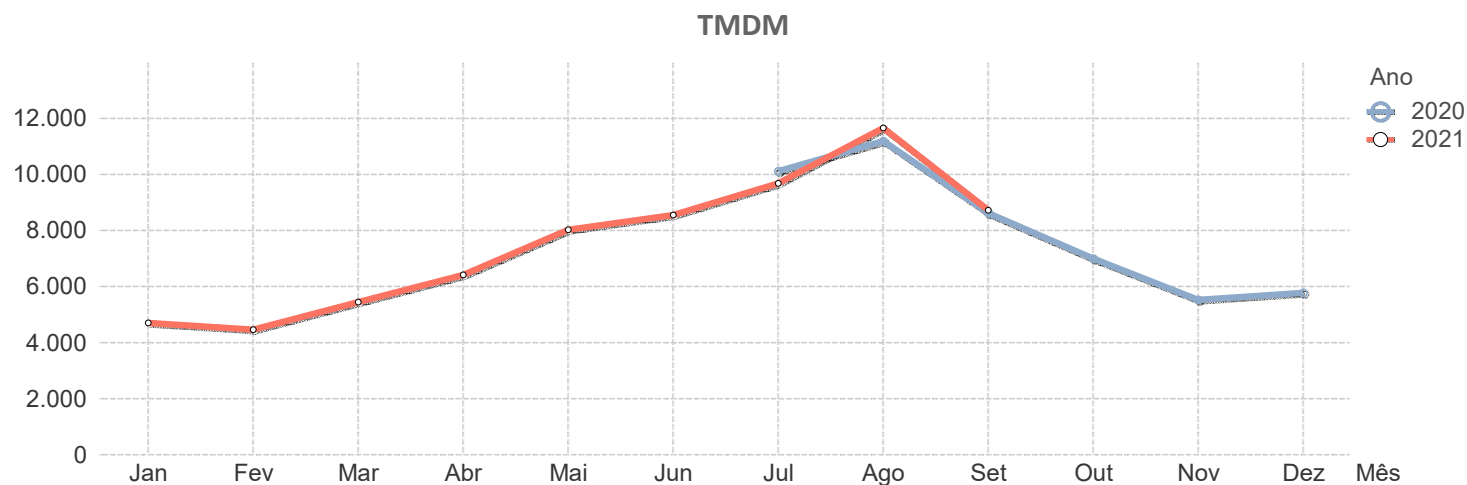
		A13														
		2020						2021								
Sublanço	..	Jul	Ago	Set	Out	Nov	Dez	Jan	Fev	Mar	Abr	Mai	Jun	Jul	Ago	Set
Almalaguês (A13/A13-1) – Coimbra Sul	..	3.002	3.122	3.196	3.185	2.709	2.713	2.147	1.931	2.380	2.835	3.289	3.431	3.539	3.508	3.981
Média Ponderada		5.292	8.164	5.493	4.250	3.138	3.306	2.522	2.466	3.075	3.665	4.499	5.596	6.730	9.580	6.413



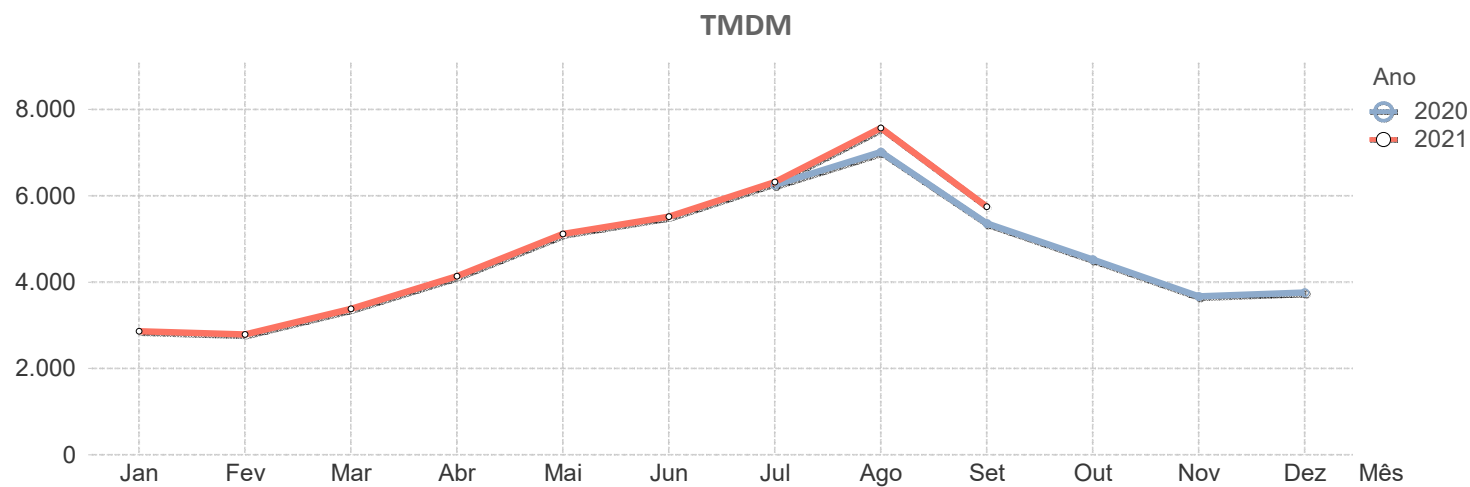
		A13-1														
		2020						2021								
Sublanço	..	Jul	Ago	Set	Out	Nov	Dez	Jan	Fev	Mar	Abr	Mai	Jun	Jul	Ago	Set
Almalaguês (A13/A13-1) – Almalaguês (A...	..	3.851	4.605	3.847	3.645	2.904	3.027	2.398	2.347	2.801	3.245	3.906	4.118	4.474	5.316	4.854
Almalaguês (A13-1/EN110) – Condeixa (A...	..	3.792	4.576	3.783	3.559	2.810	2.946	2.306	2.272	2.732	3.131	3.775	4.032	4.403	5.312	4.771
Média Ponderada		3.802	4.581	3.794	3.574	2.826	2.960	2.322	2.285	2.744	3.150	3.797	4.047	4.415	5.313	4.785



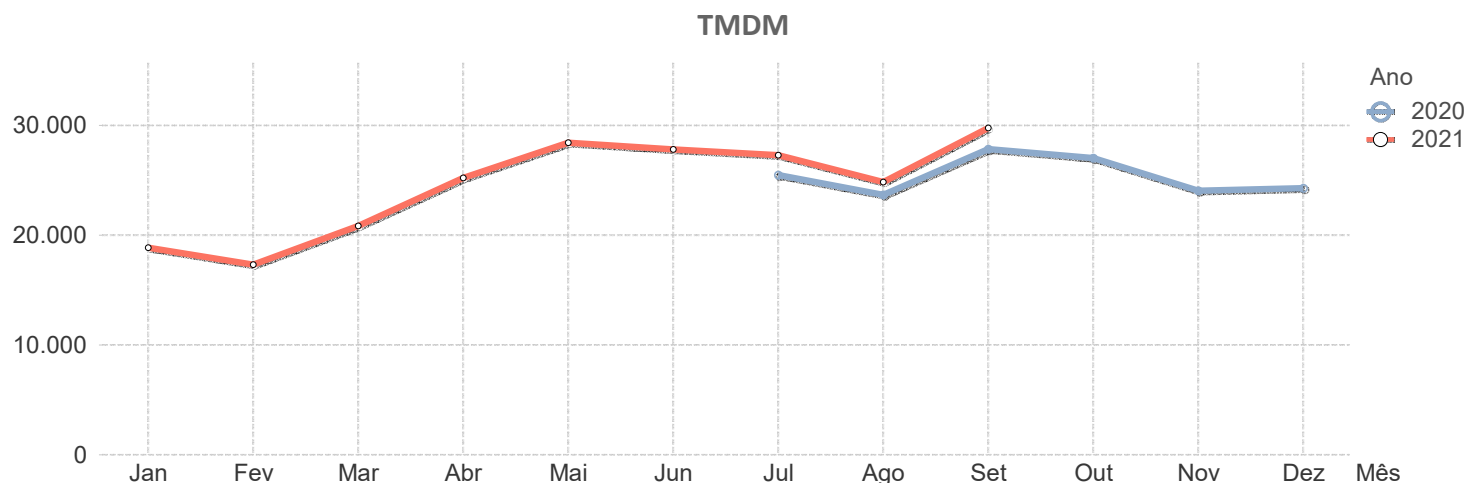
		A14														
		2020						2021								
Sublanço	..	Jul	Ago	Set	Out	Nov	Dez	Jan	Fev	Mar	Abr	Mai	Jun	Jul	Ago	Set
Figueira da Foz – Zona Portuária	..	18.264	20.054	15.310	12.555	9.954	10.255	8.272	7.883	9.678	11.380	14.314	15.303	17.079	20.604	15.643
Zona Portuária – Vila Verde	..	18.264	20.054	15.310	12.555	9.954	10.255	8.272	7.883	9.678	11.380	14.314	15.303	17.079	20.604	15.643
Vila Verde – A14/A17	..	17.906	19.714	15.081	12.313	9.504	9.890	7.876	7.508	9.228	10.911	13.952	14.872	16.721	20.303	15.322
A14/A17 – Santa Eulália	..	16.741	17.909	13.957	11.444	8.919	9.228	7.365	7.033	8.578	10.177	12.949	13.711	15.364	18.096	13.916
Santa Eulália – Montemor-o-Velho	..	5.818	6.643	4.753	3.618	2.819	2.993	2.455	2.349	2.919	3.384	4.309	4.648	5.467	6.948	4.713
Montemor-o-Velho – EN 335	..	5.957	6.747	5.036	3.847	3.013	3.199	2.670	2.502	3.075	3.603	4.527	4.887	5.683	7.051	4.958
EN 335 – Ançã	..	6.267	7.105	5.363	4.186	3.316	3.557	3.014	2.853	3.439	3.988	4.947	5.318	6.165	7.537	5.367
Ançã – Coimbra Norte	..	9.426	10.323	8.513	7.282	6.047	6.242	5.175	4.916	5.891	6.888	8.258	8.643	9.636	11.152	8.897
Coimbra Norte – Zombaria	..	17.032	20.184	16.623	15.017	11.956	12.650	9.742	9.067	11.254	13.690	16.429	17.283	18.947	22.859	18.603
Média Ponderada	..	10.115	11.187	8.620	6.997	5.526	5.779	4.703	4.465	5.449	6.413	8.024	8.546	9.678	11.655	8.727



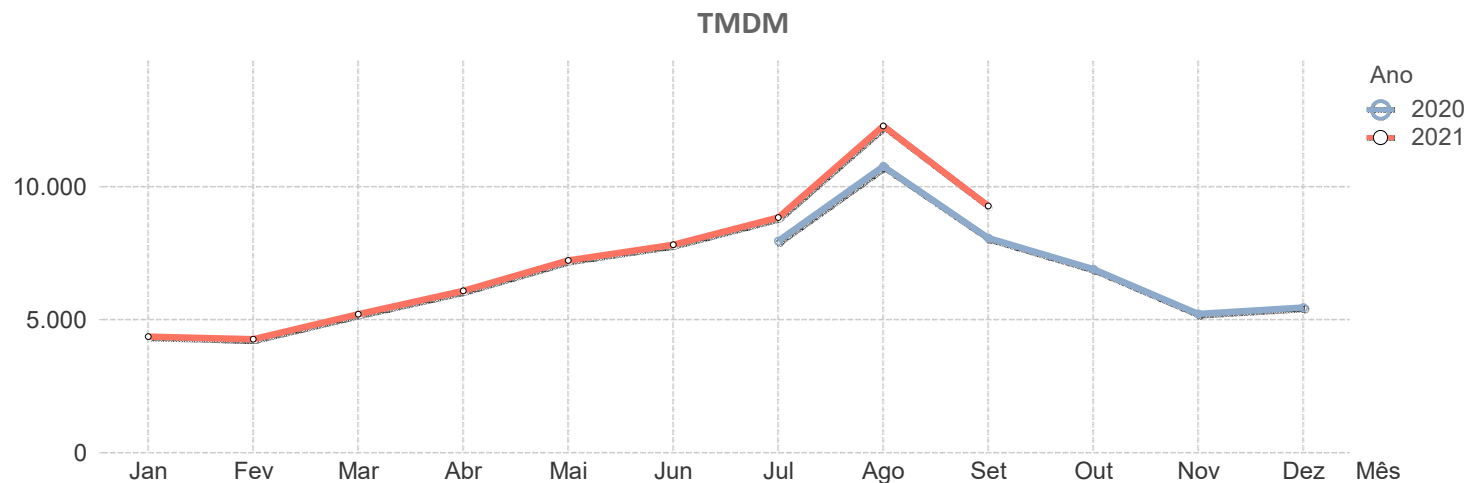
		A15														
		2020						2021								
Sublanço	..	Jul	Ago	Set	Out	Nov	Dez	Jan	Fev	Mar	Abr	Mai	Jun	Jul	Ago	Set
Arnóia – A-dos-Negros	..	8.245	9.157	6.906	5.690	4.661	4.729	3.681	3.588	4.400	5.318	6.504	6.905	8.164	9.804	7.333
A-dos-Negros – A-dos-Francos	..	6.723	7.639	5.634	4.641	3.669	3.787	2.853	2.769	3.393	4.210	5.264	5.694	6.722	8.255	6.029
A-dos-Francos – Rio Maior Oeste	..	5.506	6.366	4.592	3.743	2.895	2.998	2.291	2.256	2.755	3.414	4.241	4.673	5.524	6.892	4.929
Rio Maior Oeste – Rio Maior Este	..	5.027	5.730	4.233	3.510	2.841	2.894	2.178	2.160	2.624	3.227	3.980	4.337	5.009	6.149	4.469
Rio Maior Este – Malaqueijo	..	6.059	6.682	5.335	4.652	3.867	3.924	3.008	2.951	3.534	4.276	5.229	5.614	6.192	7.194	5.735
Malaqueijo – Santarém (A1/A15)	..	6.026	6.685	5.341	4.634	3.831	3.916	2.969	2.879	3.462	4.210	5.210	5.603	6.197	7.229	5.765
Média Ponderada	..	6.252	7.018	5.363	4.525	3.670	3.756	2.860	2.791	3.384	4.139	5.116	5.519	6.315	7.569	5.749



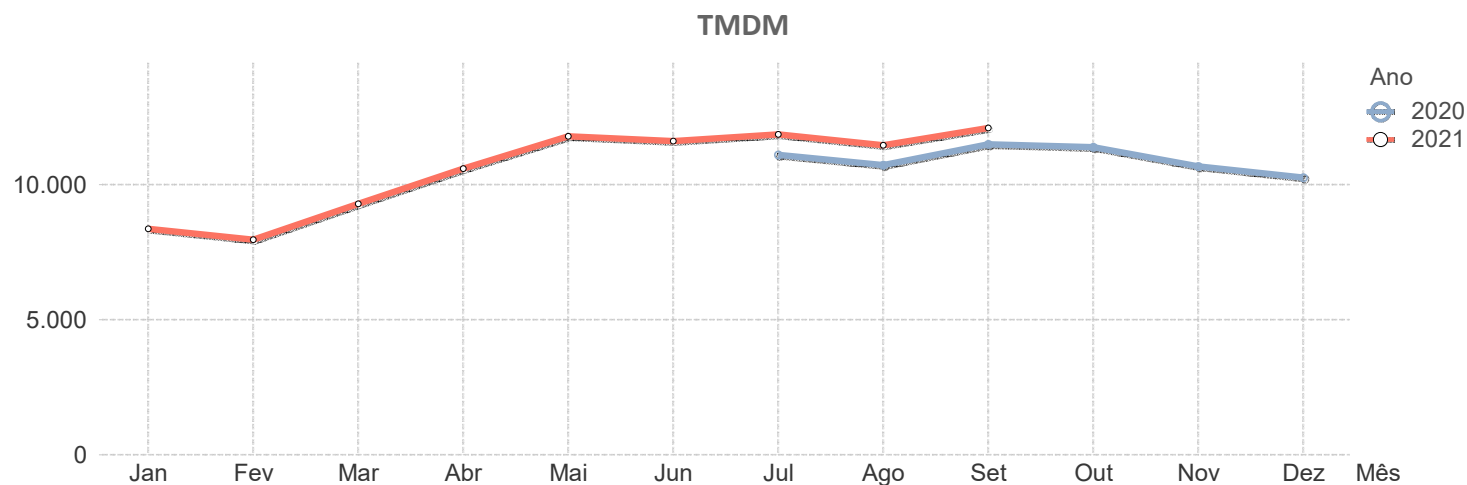
		A16														
		2020						2021								
Sublanço	..	Jul	Ago	Set	Out	Nov	Dez	Jan	Fev	Mar	Abr	Mai	Jun	Jul	Ago	Set
A5 – Alcabideche	..	44.926	41.844	49.430	44.954	41.489	43.589	32.762	30.024	34.561	43.436	49.626	48.361	46.843	42.125	51.640
Alcabideche – AKI	..	40.689	38.463	44.606	41.094	37.340	39.901	29.575	26.156	31.150	39.149	44.709	43.521	42.428	38.729	46.608
AKI – Centro Comercial	..	39.472	37.526	43.179	40.250	36.487	38.802	28.840	26.368	30.217	37.991	43.386	42.334	41.156	37.773	45.113
Centro Comercial – Alcoitão	..	28.437	28.498	32.206	31.066	26.541	29.561	21.275	18.835	22.251	27.874	32.378	31.452	29.652	28.645	31.028
Alcoitão – Linhó	..	40.688	39.418	45.466	43.700	38.650	40.365	29.648	25.287	31.347	39.261	45.581	44.956	42.436	39.627	43.794
Linhó – Ranholas	..	17.221	15.883	18.643	18.247	16.348	17.466	12.806	10.791	13.658	16.778	19.970	19.446	18.681	17.464	20.648
Ranholas – Sintra	..	54.635	51.099	56.776	54.030	47.834	45.834	37.468	37.263	43.630	50.864	57.702	56.229	55.414	52.456	58.642
Sintra – Lourel	..	46.420	42.961	48.813	46.799	42.573	39.765	33.770	31.919	40.736	44.623	47.525	50.060	50.509	41.196	50.847
Lourel – Sacotes	..	12.015	10.540	13.213	13.533	11.425	11.229	9.386	8.946	10.107	11.897	11.769	12.059	13.354	11.117	14.783
Sacotes – Telhal	..	10.483	9.379	11.837	12.133	10.491	10.400	8.145	7.269	8.835	10.845	12.419	11.941	11.921	10.806	14.178
Telhal – Mira Sintra	..	14.198	12.705	16.155	16.816	14.670	15.693	11.763	11.025	13.030	17.715	18.468	16.141	16.120	14.353	18.522
Mira Sintra – Cacém	..	18.760	16.749	21.420	21.440	19.513	18.813	14.901	13.782	17.099	20.806	22.638	22.194	21.312	18.586	23.502
Cacém – Idanha	..	18.328	17.085	21.605	22.281	19.933	18.904	14.972	13.332	16.056	17.202	20.187	20.783	21.405	19.520	24.848
Idanha – CREL	..	14.175	13.237	17.260	17.968	15.516	15.715	12.083	10.656	12.964	16.140	18.507	17.688	17.012	15.564	20.771
Média Ponderada		25.482	23.684	27.844	27.032	24.066	24.288	18.860	17.309	20.862	25.210	28.440	27.820	27.302	24.845	29.767



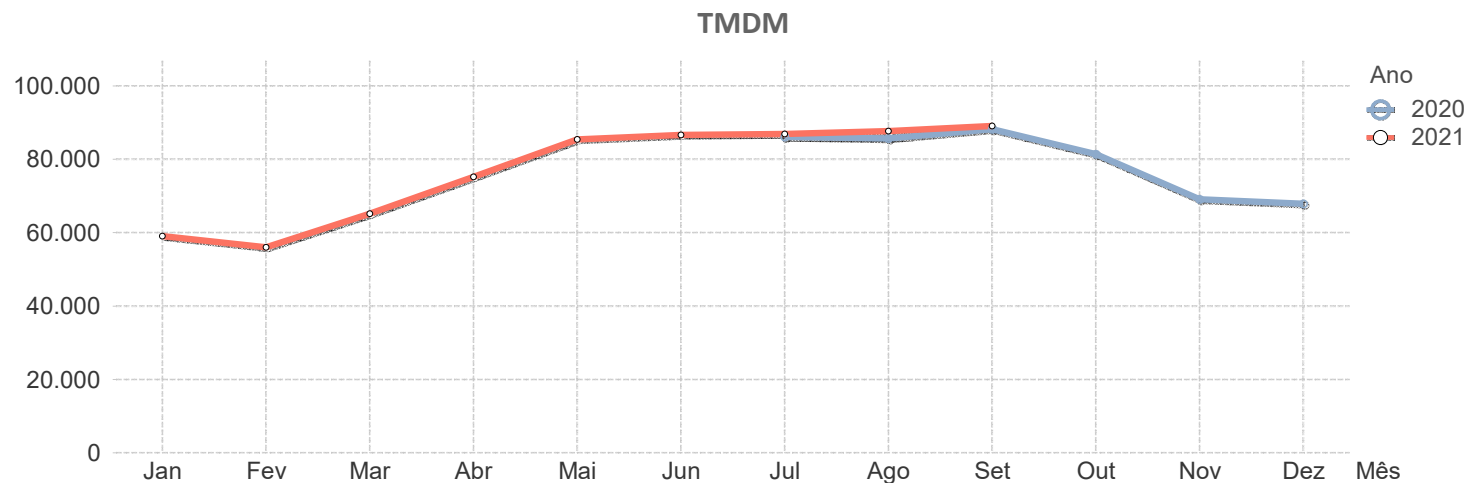
		A17														
		2020						2021								
Sublanço	..	Jul	Ago	Set	Out	Nov	Dez	Jan	Fev	Mar	Abr	Mai	Jun	Jul	Ago	Set
A8/17 – Leiria Norte	..	6.709	9.271	6.783	5.733	4.210	4.482	3.383	3.337	4.106	4.920	5.954	6.501	7.220	10.385	7.770
Leiria Norte – Monte Real	..	8.022	10.612	8.101	7.017	5.351	5.664	4.346	4.257	5.211	6.129	7.318	7.887	8.657	11.869	9.214
Monte Real – Monte Redondo	..	7.642	10.303	7.752	6.652	4.975	5.340	4.067	3.982	4.900	5.765	6.935	7.480	8.260	11.474	8.813
Monte Redondo – Guia	..	7.564	10.243	7.656	6.539	4.860	5.209	3.984	3.889	4.792	5.648	6.797	7.366	8.147	11.347	8.684
Guia – Louriçal	..	7.301	9.994	7.419	6.306	4.652	4.963	3.810	3.716	4.613	5.471	6.584	7.163	7.930	11.082	8.432
Louriçal – Marinha das Ondas	..	6.917	9.911	7.093	5.940	4.296	4.666	3.571	3.518	4.409	5.283	6.385	6.940	7.768	11.300	8.269
Marinha das Ondas – A14/A17	..	6.570	9.562	6.791	5.669	4.073	4.422	3.358	3.307	4.152	4.952	6.008	6.619	7.423	10.926	7.918
A14/A17 – Quiaios	..	5.865	8.510	6.057	5.029	3.609	3.846	2.955	2.933	3.647	4.298	5.211	5.800	6.619	9.825	7.021
Quiaios – Tocha	..	6.979	9.738	7.142	5.988	4.371	4.549	3.696	3.572	4.427	5.149	6.159	6.791	7.737	11.024	8.123
Tocha – Mira	..	7.225	10.033	7.375	6.209	4.579	4.773	3.903	3.763	4.627	5.371	6.398	7.042	8.034	11.389	8.398
Mira – Mira PV	..	7.677	10.412	7.797	6.654	5.017	5.185	4.286	4.132	5.024	5.799	6.855	7.496	8.513	11.807	8.853
Mira PV – Ponte de Vagos	..	8.905	12.031	8.771	7.443	5.643	5.906	4.838	4.649	5.682	6.553	7.801	8.505	9.939	13.979	10.137
Ponte de Vagos – Vagos	..	11.303	14.319	11.411	10.097	8.209	7.913	6.498	6.712	7.895	9.373	10.720	11.209	12.563	16.596	13.059
Vagos – Ilhavo	..	11.690	14.695	11.603	10.209	8.134	8.397	7.017	6.715	8.025	9.193	10.714	11.368	12.957	17.010	13.168
Ilhavo – Aveiro Sul	..	16.410	18.780	16.712	15.148	12.907	12.476	10.924	10.733	11.729	13.045	15.259	16.279	18.356	21.881	19.133
Aveiro Sul – S. Bernardo	..	12.659	15.364	12.599	11.079	9.075	9.443	7.976	7.743	9.064	10.285	11.727	12.244	14.304	18.041	14.566
S. Bernardo – Aveiro Nascente (A17/A25)	..	13.741	16.971	13.726	12.390	10.107	10.568	8.876	8.566	11.109	12.304	14.179	13.910	16.187	20.370	16.435
Média Ponderada	..	7.960	10.763	8.073	6.900	5.219	5.465	4.361	4.266	5.211	6.086	7.231	7.815	8.837	12.280	9.272



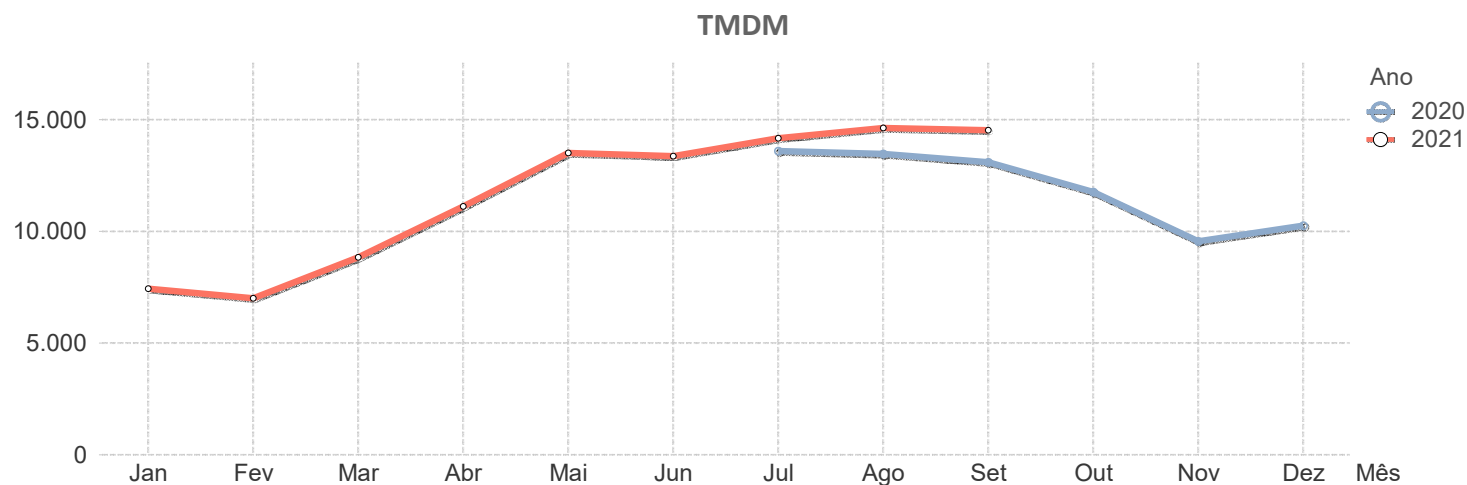
		A19														
		2020						2021								
Sublanço	..	Jul	Ago	Set	Out	Nov	Dez	Jan	Fev	Mar	Abr	Mai	Jun	Jul	Ago	Set
São Jorge – Batalha	..	4.751	4.374	4.886	4.842	4.547	4.269	3.726	3.680	4.298	4.612	5.040	5.030	5.242	4.914	5.223
Batalha – Azóia	..	5.471	5.180	5.716	5.656	5.267	4.995	4.312	4.249	4.968	5.460	5.966	5.945	6.194	5.973	6.337
Azóia – Leiria Sul (A8/A19)	..	4.728	4.451	4.947	4.908	4.592	4.351	3.783	3.724	4.327	4.738	5.158	5.135	5.322	5.045	5.436
Leiria Sul (A8/A19) – CIL	..	34.172	33.894	35.672	34.901	32.197	31.383	24.625	23.244	27.139	31.887	36.283	35.522	35.904	35.472	37.101
CIL – Barosa (A19/EN242)	..	38.418	37.929	39.817	39.749	37.483	36.628	28.363	26.066	30.467	36.211	40.791	39.771	40.037	39.038	41.100
Barosa (A19/EN242) – Gândara (EN109)	..	47.654	46.422	48.671	48.036	45.173	43.587	34.783	32.705	37.988	44.004	49.039	48.082	48.650	47.396	49.679
Média Ponderada	..	11.098	10.715	11.485	11.381	10.666	10.263	8.359	7.958	9.287	10.590	11.780	11.602	11.851	11.458	12.091



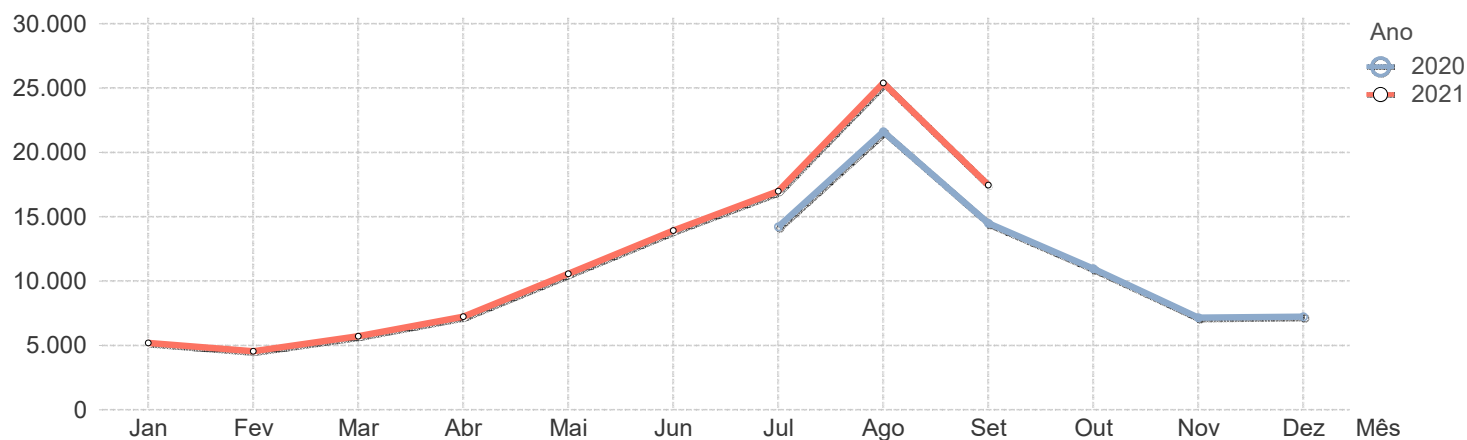
		A20														
		2020						2021								
Sublanço	..	Jul	Ago	Set	Out	Nov	Dez	Jan	Fev	Mar	Abr	Mai	Jun	Jul	Ago	Set
A1/IC2 – Carvalhos	..	31.639	38.695	35.718	34.050	27.270	28.921	25.964	22.250	24.464	26.613	31.508	32.540	32.976	35.314	33.716
Carvalhos – A20/A32	..	31.639	38.695	35.718	34.050	27.270	28.921	25.964	22.250	24.464	26.613	31.508	32.540	32.976	35.314	33.716
A20/A32 – S. Lourenço	..	31.639	38.695	35.718	34.050	27.270	28.921	25.964	22.250	24.464	26.613	31.508	32.540	32.976	35.314	33.716
S. Lourenço – EN 222	..	47.700	51.414	48.941	45.497	37.605	38.304	32.334	30.588	35.931	41.917	49.214	50.565	52.446	56.653	53.745
EN 222 – Freixo Sul	..	60.618	63.285	61.624	57.389	47.860	48.527	40.978	38.631	45.297	52.388	60.557	62.078	63.698	67.334	65.098
Freixo Sul – Freixo Norte	..	N/D	N/D	N/D	N/D	N/D	N/D	N/D	N/D	N/D	N/D	N/D	N/D	N/D	N/D	N/D
Freixo Norte – Campanhã	..	115.485	113.320	114.383	108.533	89.963	89.594	76.254	72.274	84.352	93.773	111.309	115.468	115.324	115.667	116.733
Campanhã – Mercado Abastecedor	..	115.485	113.320	114.383	108.533	89.963	89.594	76.254	72.274	84.352	93.773	111.309	115.468	115.324	115.667	116.733
Mercado Abastecedor – Antas	..	123.087	118.236	122.254	114.649	98.547	95.442	77.576	70.860	81.361	107.480	119.783	124.886	122.366	123.424	125.485
Antas – A3/A20	..	136.347	131.317	136.805	127.962	110.162	109.113	94.138	90.260	104.184	119.763	135.414	135.788	135.134	135.392	139.593
A3/A20 – Paranhos	..	131.185	123.554	137.062	105.519	91.856	89.704	96.376	92.534	106.581	117.367	125.559	125.412	120.352	111.909	122.677
Paranhos – Ameal (EN12/EN14)	..	132.878	125.006	138.837	125.155	108.391	98.565	78.650	83.145	99.636	119.494	127.749	127.922	128.126	126.357	133.474
Ameal (EN12/EN14) – Regado	..	N/D	N/D	N/D	N/D	N/D	N/D	N/D	N/D	N/D	N/D	N/D	N/D	N/D	N/D	N/D
Regado – Francos	..	127.567	120.155	132.781	125.856	110.330	104.265	92.914	87.715	102.192	117.898	132.056	129.673	129.404	124.740	133.600
Média Ponderada	..	86.124	85.654	88.253	81.441	69.100	67.910	59.102	56.051	65.206	75.199	85.435	86.675	86.909	87.664	89.083



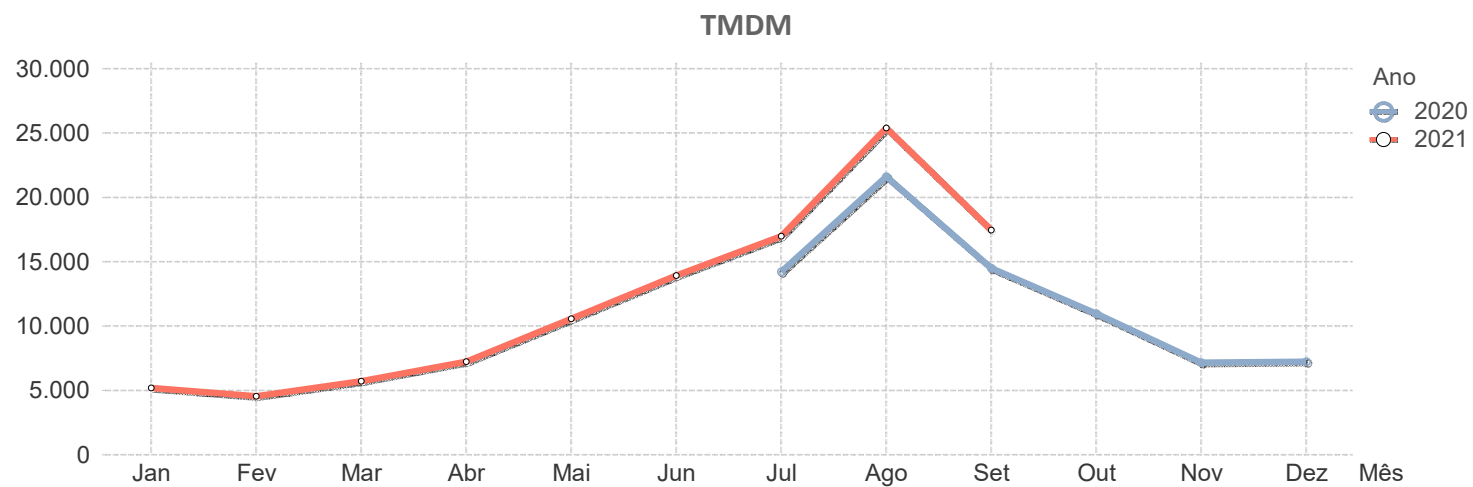
		A21														
		2020						2021								
Sublanço	..	Jul	Ago	Set	Out	Nov	Dez	Jan	Fev	Mar	Abr	Mai	Jun	Jul	Ago	Set
Ericeira – Mafra Oeste	..	10.356	10.382	9.591	8.155	6.353	7.045	4.916	4.463	5.808	7.504	9.434	9.323	10.017	10.990	10.215
Mafra Oeste – Mafra Este	..	9.802	9.858	8.954	7.741	6.036	6.703	4.709	4.415	5.764	7.323	9.255	9.029	10.186	10.695	10.057
Mafra Este – Malveira	..	17.097	16.793	16.853	15.366	12.842	13.649	10.168	9.565	11.897	14.770	17.635	17.373	18.513	18.459	18.873
Malveira – Venda do Pinheiro (A8/A21)	..	20.674	20.216	20.875	19.703	16.365	16.997	12.460	12.099	14.879	18.492	21.827	21.925	21.731	22.049	23.251
Média Ponderada	..	13.595	13.467	13.095	11.762	9.555	10.258	7.432	7.008	8.842	11.110	13.511	13.357	14.172	14.622	14.521



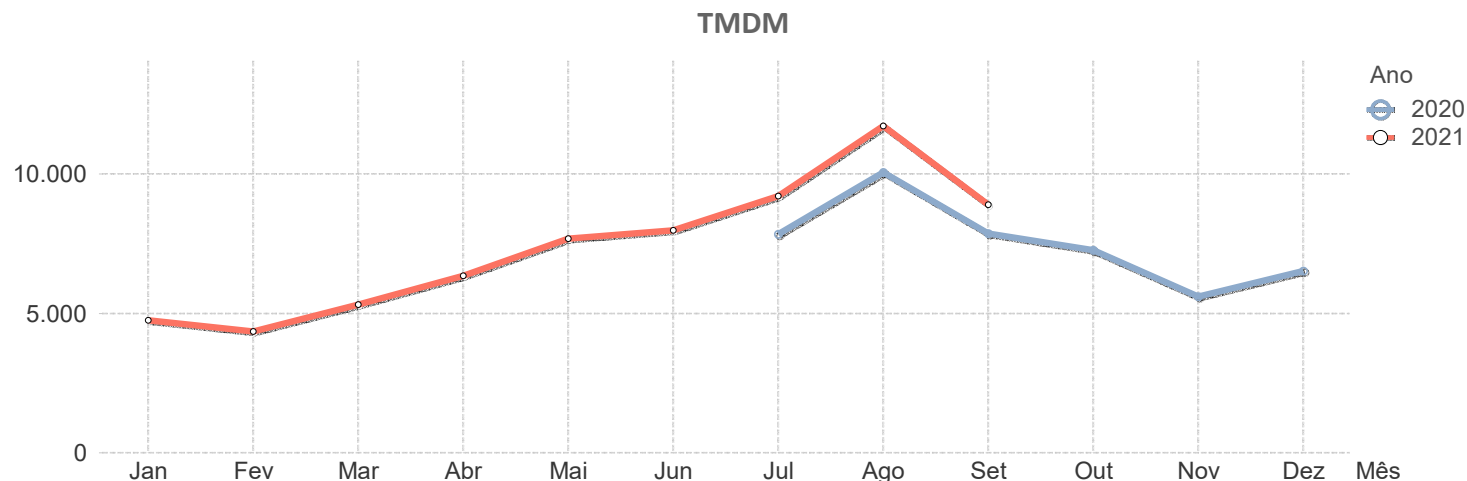
		A22														
		2020						2021								
Sublanço	..	Jul	Ago	Set	Out	Nov	Dez	Jan	Fev	Mar	Abr	Mai	Jun	Jul	Ago	Set
Bensafrim – Lagos	..	5.210	6.731	5.481	4.570	3.509	3.463	2.614	2.384	2.958	3.595	4.275	5.095	5.585	7.217	5.881
Lagos – Odeáxere	..	7.813	12.458	8.848	6.506	4.176	4.209	3.074	2.711	3.386	4.343	5.974	8.073	9.511	14.805	10.595
Odeáxere – Mexilhoeira	..	8.199	13.431	9.219	6.936	5.750	4.058	2.888	2.467	3.183	4.145	5.951	8.271	9.906	15.915	11.153
Mexilhoeira – Alvor	..	9.009	14.577	10.056	8.671	4.912	4.597	3.262	2.813	3.613	4.919	6.702	9.100	10.833	17.258	12.214
Alvor – Portimão	..	9.100	14.800	10.067	8.226	4.643	4.382	3.156	2.773	3.567	4.746	6.645	9.105	10.921	17.457	12.136
Portimão – Lagoa (Silves)	..	12.826	21.016	13.917	10.848	6.258	6.063	4.365	3.804	4.871	6.271	9.002	12.582	15.512	24.931	16.638
Lagoa (Silves) – Alcantarilha	..	16.460	25.920	17.752	13.783	8.628	8.491	6.160	5.410	6.845	8.619	12.266	16.545	19.871	31.107	21.337
Alcantarilha – Algoz	..	18.608	29.542	19.896	15.159	9.693	9.448	6.959	6.132	7.748	9.779	13.790	18.629	22.419	35.039	23.865
Algoz – Guia	..	18.463	29.715	19.723	14.828	9.299	9.103	6.645	5.834	7.456	9.472	13.532	18.404	22.328	35.425	23.781
Guia – A2/A22	..	23.033	36.282	23.782	17.450	11.217	11.428	8.143	7.188	9.144	11.644	16.858	22.855	27.801	42.729	28.677
A2/A22 – Boliqueime	..	22.614	33.791	23.355	17.843	12.225	12.585	8.955	8.027	10.133	12.921	17.796	23.004	27.480	40.401	28.395
Boliqueime – Loulé	..	25.711	35.968	26.921	21.348	15.446	15.005	11.359	10.201	12.567	15.821	21.138	26.187	30.054	42.159	31.987
Loulé – Faro (Aeroporto)	..	22.586	32.146	23.629	18.387	13.084	13.491	9.553	8.268	10.205	13.316	18.473	23.235	27.059	38.367	28.873
Faro (Aeroporto) – Faro (Estói)	..	15.783	22.364	15.026	11.517	8.434	8.897	6.352	5.732	7.065	8.704	11.891	14.770	18.034	25.249	16.626
Faro (Estói) – Olhão	..	13.179	19.946	12.459	8.824	5.716	6.172	4.316	3.837	4.886	6.143	9.189	12.226	15.850	23.276	15.274
Olhão – Tavira	..	12.508	18.975	11.803	8.317	5.282	5.722	4.005	3.490	4.459	5.625	8.647	11.592	15.101	22.068	14.514
Tavira – Monte Gordo	..	8.470	13.258	7.760	5.323	3.058	3.406	2.468	2.019	2.597	3.081	5.510	7.585	10.185	15.336	9.716
Monte Gordo – Castro Marim	..	9.586	13.878	8.665	6.533	3.672	4.092	2.990	2.141	2.682	3.109	6.833	8.597	10.697	15.557	10.654

TMDM


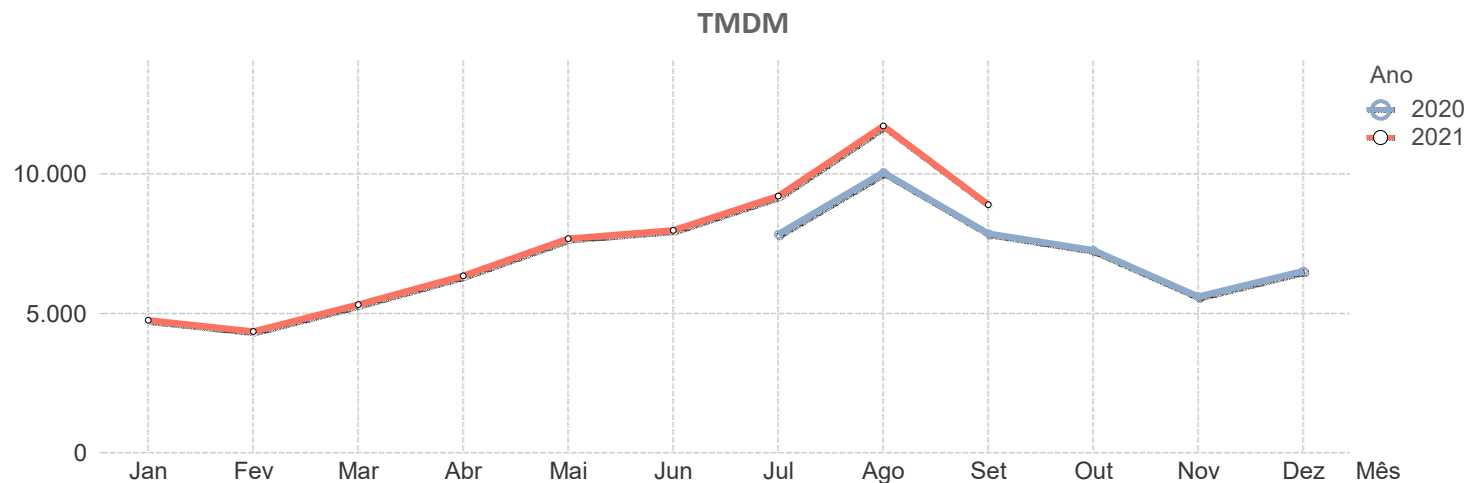
		A22														
		2020						2021								
Sublanço	..	Jul	Ago	Set	Out	Nov	Dez	Jan	Fev	Mar	Abr	Mai	Jun	Jul	Ago	Set
Castro Marim – Ponte Internacional do G...	..	9.982	13.864	9.414	6.863	3.863	4.296	2.330	1.928	658	1.934	7.972	11.186	11.229	16.328	11.207
Média Ponderada		14.232	21.618	14.496	10.969	7.173	7.242	5.212	4.556	5.716	7.240	10.573	13.935	16.987	25.401	17.478



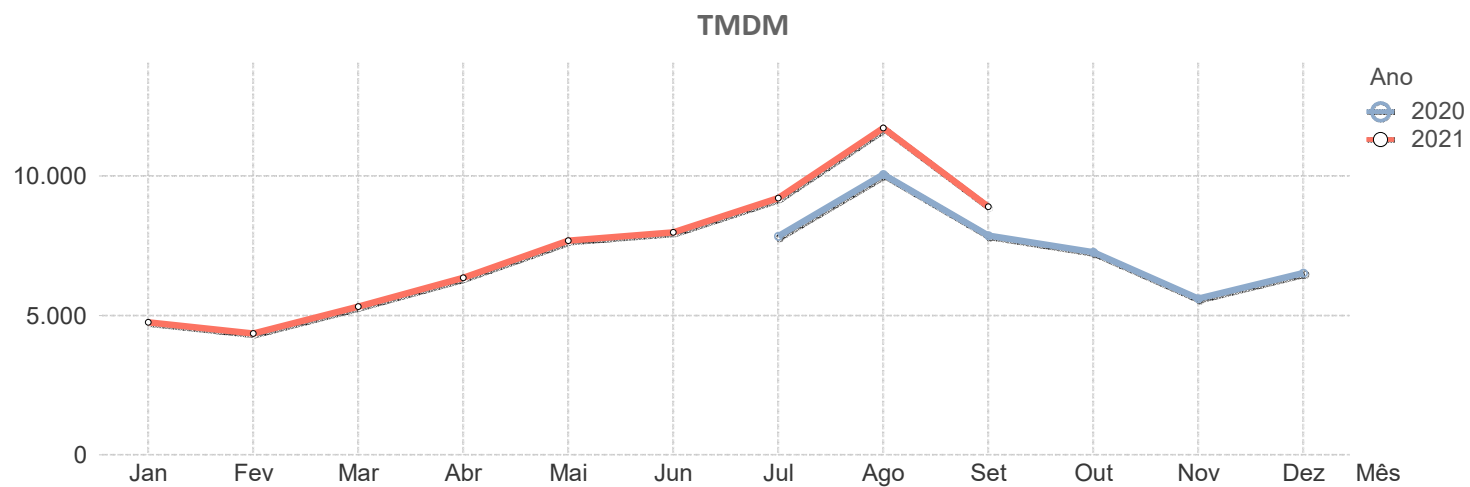
		A23														
		2020						2021								
Sublanço	..	Jul	Ago	Set	Out	Nov	Dez	Jan	Fev	Mar	Abr	Mai	Jun	Jul	Ago	Set
Torres Novas (A1) – Zibreira	..	14.933	17.923	14.723	12.860	10.288	11.831	8.196	7.954	9.951	11.968	14.355	14.235	16.509	19.284	16.551
Zibreira – Torres Novas	..	16.322	19.421	15.956	14.380	11.198	12.856	8.907	8.648	10.817	13.010	15.605	15.991	17.967	21.341	17.978
Torres Novas – Entroncamento	..	16.604	20.009	16.435	14.554	11.577	13.375	9.258	8.959	11.124	13.285	15.967	15.758	18.290	21.801	18.241
Entroncamento – Atalaia	..	15.603	18.758	15.491	13.997	11.052	12.798	8.854	8.551	10.533	12.486	15.036	15.261	16.810	20.350	16.988
Atalaia – Tancos	..	14.337	17.032	14.412	13.427	10.830	12.006	8.903	8.456	10.207	11.737	14.807	14.762	16.976	19.239	16.116
Tancos – Constância (Oeste)	..	13.509	16.053	13.656	12.635	10.217	11.352	8.413	7.988	9.646	11.094	13.993	13.501	16.001	17.962	15.241
Constância (Oeste) – Constância	..	12.076	14.347	12.204	11.292	9.130	10.146	7.711	7.338	8.884	10.216	12.886	12.433	14.736	16.539	14.034
Constância – Amoreira	..	10.407	13.717	10.893	9.909	7.769	8.973	6.520	6.225	7.559	8.974	11.319	10.921	12.942	14.530	12.327
Amoreira – Abrantes Oeste	..	9.241	12.179	9.671	8.797	6.898	7.965	5.506	5.256	6.885	8.174	10.310	9.948	11.791	13.234	11.228
Abrantes Oeste – Abrantes Este	..	8.624	11.237	8.443	7.703	6.003	7.091	4.946	4.691	5.778	6.959	8.416	8.748	9.990	13.183	9.718
Abrantes Este – Mouriscas	..	10.070	12.474	9.998	9.375	7.402	8.438	6.198	6.009	7.252	8.627	10.114	10.439	11.617	14.385	11.307
Mouriscas – Mação	..	6.732	9.029	6.672	6.059	4.518	5.500	3.746	3.400	4.284	5.247	6.451	6.889	7.909	10.731	7.690
Mação – Gavião	..	6.348	8.627	6.274	5.718	4.219	5.177	3.522	3.179	4.002	4.892	6.033	6.483	7.450	10.209	7.184
Gavião – Envendos	..	5.459	7.975	5.949	5.388	3.930	4.894	3.311	2.957	3.767	4.635	5.742	6.144	7.134	9.854	6.868
Envendos – Gardete	..	6.081	8.328	6.049	5.515	4.035	4.968	3.391	3.021	3.821	4.693	5.818	6.215	7.202	9.906	6.933
Gardete – Riscada	..	7.645	10.150	7.655	7.021	5.195	6.200	4.382	3.971	4.874	5.926	7.276	7.894	8.910	11.969	8.677
Riscada – Fratel	..	7.590	10.095	7.605	6.962	5.151	6.160	4.344	3.920	4.834	5.893	7.242	7.869	8.862	11.927	8.630
Fratel – Perdigão	..	6.390	8.747	6.384	5.798	4.214	5.209	3.613	3.192	3.941	4.818	5.962	6.619	7.706	10.654	7.480



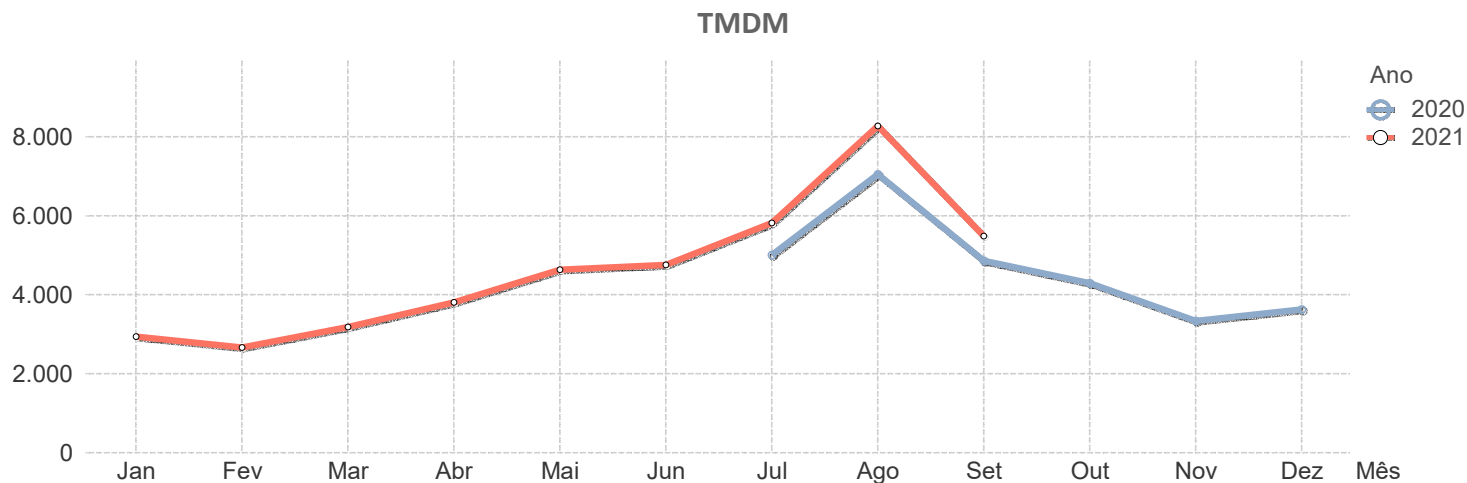
A23																
Sublanço	2020						2021									
	Jul	Ago	Set	Out	Nov	Dez	Jan	Fev	Mar	Abr	Mai	Jun	Jul	Ago	Set	
Perdigão – Alvaiade	7.686	10.077	7.714	7.162	5.372	6.413	4.607	4.106	4.811	5.812	7.166	7.942	9.028	11.853	8.661	
Alvaiade – Sarnadas (Retaxo)	6.934	9.301	6.771	6.279	4.662	5.678	3.998	3.510	4.266	5.212	6.426	7.011	8.206	11.106	7.937	
Sarnadas (Retaxo) – Castelo Branco Sul	6.743	9.087	6.706	6.201	4.570	5.609	3.928	3.337	4.038	4.864	5.986	6.533	7.565	10.156	7.442	
Castelo Branco Sul – Hospital	6.041	8.223	6.029	5.548	4.125	4.996	3.581	3.109	3.871	4.660	5.712	6.198	7.152	9.841	7.073	
Hospital – Castelo Branco Norte	4.891	7.038	4.802	4.368	3.100	3.999	2.791	2.383	2.984	3.601	4.497	4.942	5.913	8.598	5.660	
Castelo Branco Norte – Alcains	10.500	12.749	10.808	10.283	8.478	9.313	7.334	6.626	7.900	9.245	10.808	11.153	12.139	14.610	11.704	
Alcains – Lardosa	5.816	7.762	5.845	5.427	4.100	4.922	3.657	3.147	3.810	4.672	5.659	6.019	7.051	9.437	6.770	
Lardosa – Soalheira	6.180	6.935	6.763	6.379	4.916	5.734	4.338	3.736	4.485	5.479	6.610	6.979	7.870	10.183	7.570	
Soalheira – Castelo Novo	5.890	7.810	5.940	5.548	4.197	5.035	3.772	3.218	3.880	4.748	5.764	6.111	7.116	9.463	6.844	
Castelo Novo – Fundão	8.640	10.625	8.746	8.325	6.503	7.316	5.731	5.076	6.079	7.308	8.656	8.999	9.849	12.087	9.436	
Fundão – Alcaria	7.679	9.394	7.724	7.341	5.763	6.414	5.123	4.565	5.480	6.408	7.597	7.830	8.673	10.747	8.279	
Alcaria – Covilhã Sul	4.921	6.702	4.898	4.563	3.422	4.115	3.115	2.710	3.253	3.918	4.662	4.955	6.077	8.369	5.801	
Covilhã Sul – Covilhã Norte	4.612	6.221	4.415	4.107	3.099	3.584	2.765	2.521	3.039	3.545	4.142	4.398	5.434	7.565	5.057	
Covilhã Norte – Belmonte Sul	6.374	8.224	6.408	6.077	4.693	5.353	4.138	3.691	4.390	5.235	6.094	6.343	7.428	9.772	7.169	
Belmonte Sul – Belmonte Norte	4.531	6.118	4.507	4.265	3.184	3.723	2.809	2.559	2.993	3.502	4.131	4.357	5.363	7.095	4.916	
Belmonte Norte – Benespera	4.894	6.587	4.848	4.607	3.435	3.997	3.088	2.703	3.250	3.878	4.596	4.852	5.945	8.109	5.590	
Benespera – Guarda (A23)	5.168	6.832	5.100	4.885	3.637	4.212	3.250	2.933	3.471	4.142	4.878	5.120	6.220	8.363	5.873	
Guarda (A23) – Pinhel	6.251	7.791	6.172	5.913	4.733	5.162	4.364	4.131	4.805	5.398	6.112	6.277	7.307	9.422	6.905	



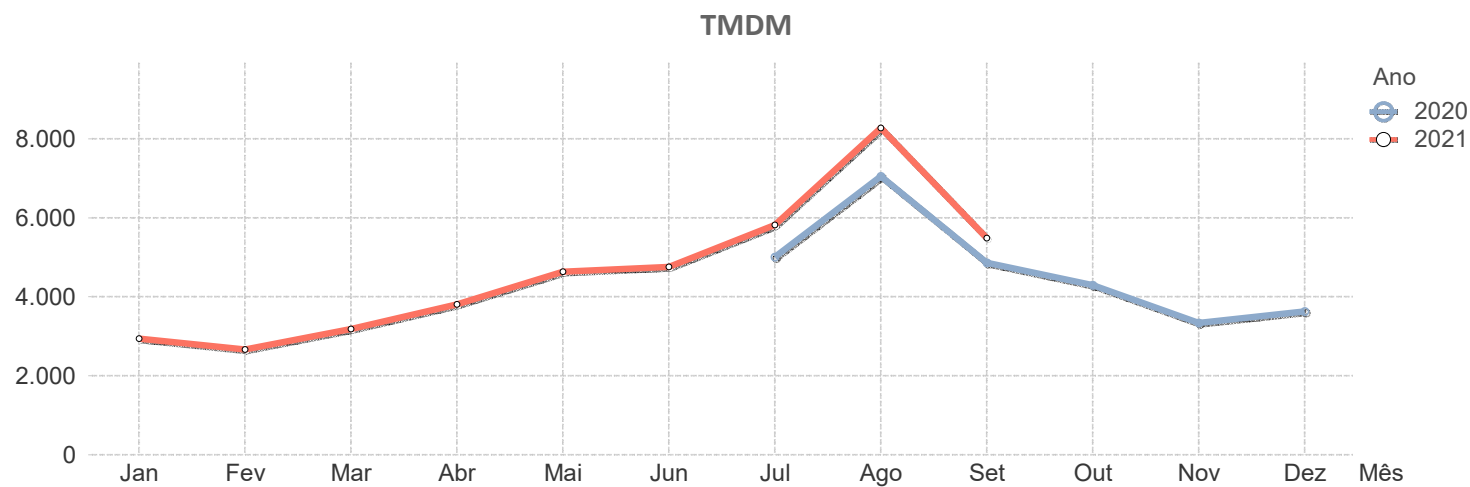
		A23														
		2020						2021								
Sublanço	..	Jul	Ago	Set	Out	Nov	Dez	Jan	Fev	Mar	Abr	Mai	Jun	Jul	Ago	Set
Média Ponderada	..	7.844	10.055	7.865	7.273	5.598	6.521	4.758	4.355	5.311	6.346	7.680	7.984	9.205	11.720	8.895



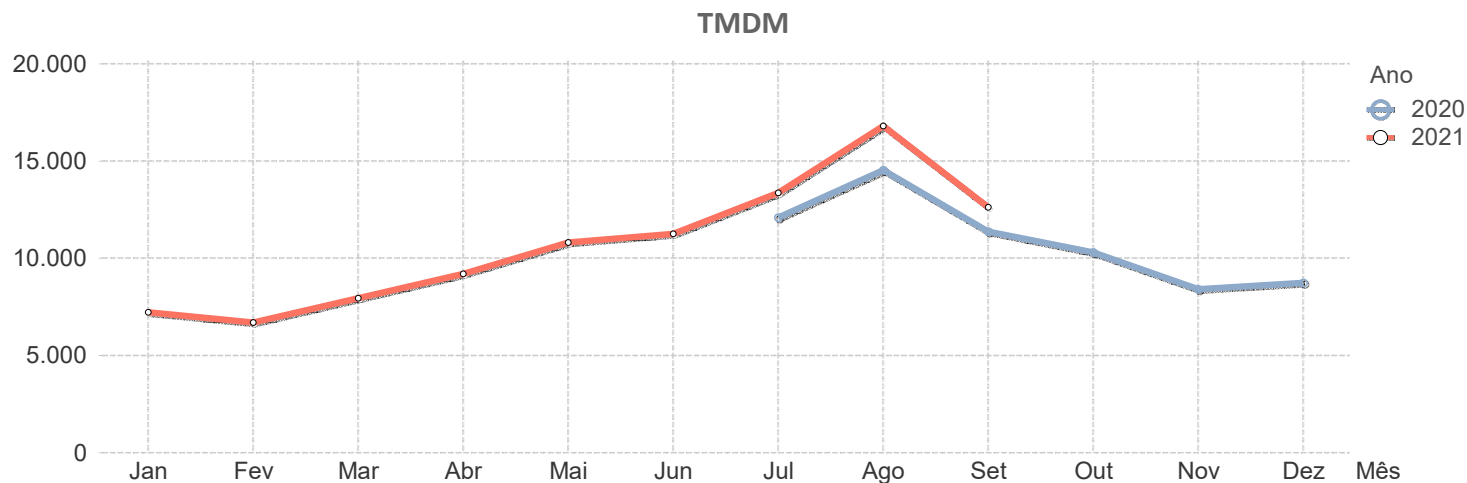
		A24														
		2020						2021								
Sublanço	..	Jul	Ago	Set	Out	Nov	Dez	Jan	Fev	Mar	Abr	Mai	Jun	Jul	Ago	Set
Fronteira – Vila Verde da Raia		3.859	6.259	3.115	2.733	1.961	2.430	2.127	5	4	5	2.900	2.909	4.695	7.520	3.659
Vila Verde da Raia – Zona Industrial de C...		3.455	5.618	2.644	2.332	1.745	2.218	1.998	1.377	1.541	1.689	2.441	1.820	4.120	6.812	3.156
Zona Industrial de Chaves – Chaves		3.141	5.369	2.412	2.084	1.559	2.046	1.847	1.373	1.560	1.733	2.296	2.272	4.028	6.681	2.882
Chaves – EN103		4.331	7.054	3.578	3.182	2.453	2.982	2.615	2.134	2.428	2.755	3.465	3.463	5.317	8.465	4.157
EN103 – Vidago		4.947	7.864	4.201	3.777	2.883	3.447	2.990	2.494	2.872	3.281	4.084	4.203	6.103	9.487	4.945
Vidago – Pedras Salgadas		5.570	8.624	4.843	4.350	3.315	3.882	3.320	2.840	3.292	3.810	4.727	4.808	6.785	10.341	5.654
Pedras Salgadas – A7/A24		5.621	8.657	4.890	4.404	3.360	3.921	3.356	2.880	3.342	3.869	4.781	4.847	6.816	10.364	5.722
A7/A24 – Vila Pouca de Aguiar		3.683	5.255	3.564	3.305	2.543	2.776	2.208	2.024	2.411	2.848	3.477	3.550	4.242	5.967	3.867
Vila Pouca de Aguiar – Fortunho		3.465	4.856	3.326	3.029	2.395	2.577	2.077	1.929	2.291	2.689	3.253	3.289	3.926	5.556	3.660
Fortunho – A24/ex-IP4		5.393	6.857	5.294	4.886	4.054	4.199	3.515	3.307	3.845	4.435	5.182	5.160	5.862	7.564	5.539
A24/ex-IP4 – A4/A24		3.539	4.561	3.500	3.230	2.676	2.727	2.341	2.234	2.638	3.020	3.494	3.606	4.232	5.624	4.078
A4/A24 – Constantim		7.826	9.893	8.017	7.079	5.773	5.983	4.984	4.855	5.816	6.630	7.814	8.042	9.247	11.341	9.298
Constantim – Portela		8.539	10.540	8.819	7.919	6.408	6.718	5.431	5.108	6.174	7.317	8.670	8.773	9.811	12.318	9.946
Portela – Régua		7.914	9.895	8.170	7.342	5.856	6.206	4.977	4.672	5.637	6.767	8.158	8.172	9.262	11.661	9.339
Régua – Armamar		4.603	6.142	4.719	4.232	3.349	3.544	2.840	2.648	3.236	3.923	4.597	4.707	5.454	7.478	5.440
Armamar – Lamego		7.986	10.190	8.280	7.500	5.890	6.137	4.914	4.654	5.504	6.730	7.817	8.030	8.920	11.622	9.095
Lamego – Bigorne		3.730	5.385	3.892	3.356	2.479	2.691	1.982	1.860	2.294	2.930	3.581	3.791	4.351	6.429	4.452
Bigorne – Castro Daire Norte		3.488	5.143	3.643	3.099	2.256	2.490	1.817	1.700	2.111	2.682	3.317	3.587	4.140	6.209	4.218



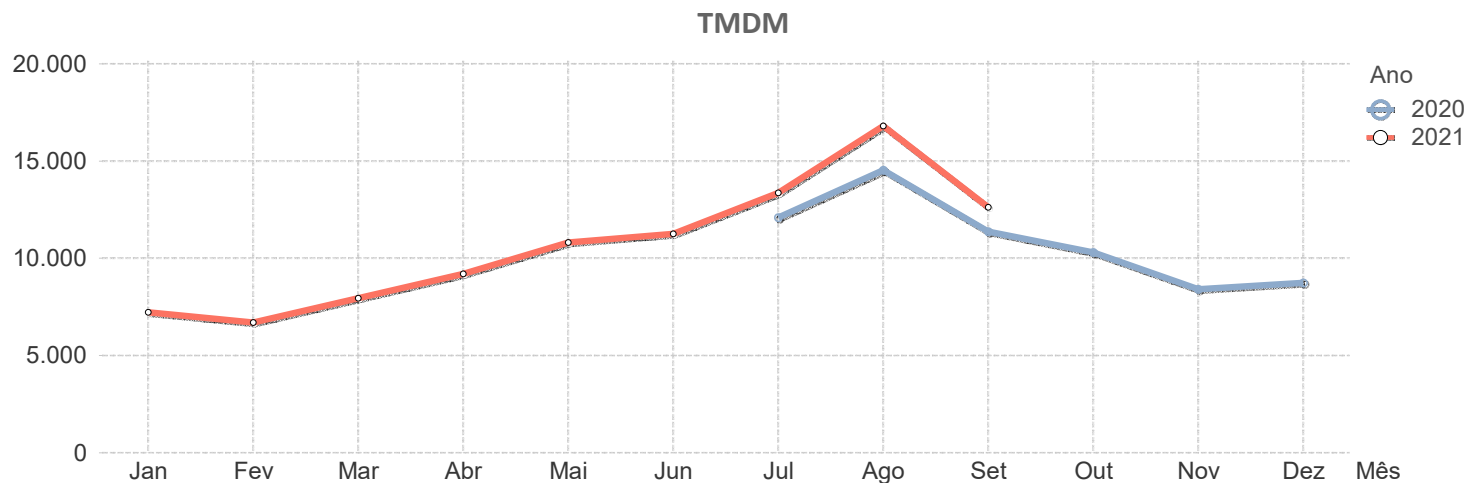
		A24														
		2020						2021								
Sublanço	..	Jul	Ago	Set	Out	Nov	Dez	Jan	Fev	Mar	Abr	Mai	Jun	Jul	Ago	Set
Castro Daire Norte – Castro Daire Leste	..	4.592	6.448	4.729	4.127	3.148	3.361	2.522	2.408	2.931	3.660	4.399	4.714	5.302	7.541	5.344
Castro Daire Leste – Carvalhal	..	6.553	8.633	6.634	4.709	3.595	3.885	2.926	2.712	3.291	4.086	4.954	5.209	5.858	8.294	5.909
Carvalhal – Arcas	..	5.388	7.395	5.506	4.577	3.543	3.836	2.838	2.649	3.289	4.116	4.960	5.206	5.850	8.329	5.913
Arcas – EN16	..	5.152	7.146	5.241	4.649	3.604	3.907	2.934	2.742	3.351	4.157	5.032	5.286	5.975	8.486	6.015
EN16 – Viseu (IP5)	..	4.255	5.916	4.258	3.721	2.894	3.103	2.372	2.308	2.806	3.364	4.000	4.214	4.801	6.906	4.758
Viseu (IP5) – Faíl (A25)	..	4.297	5.983	4.321	3.766	2.925	2.052	2.517	2.450	2.976	3.569	4.244	4.471	5.095	7.330	5.053
Média Ponderada	..	5.012	7.052	4.866	4.292	3.336	3.631	2.943	2.668	3.186	3.813	4.640	4.756	5.815	8.274	5.490



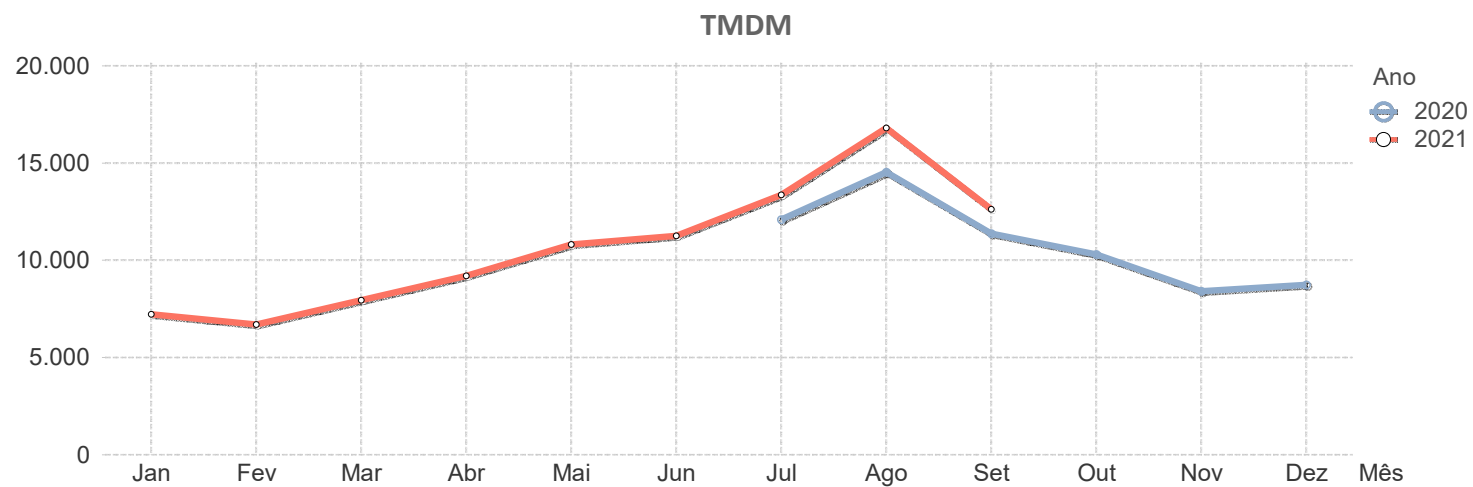
		A25														
		2020						2021								
Sublanço	..	Jul	Ago	Set	Out	Nov	Dez	Jan	Fev	Mar	Abr	Mai	Jun	Jul	Ago	Set
Barra – Zona Industrial	..	34.242	37.510	27.310	20.886	17.200	16.898	14.016	12.146	16.239	20.760	24.652	26.041	32.389	39.229	27.261
Zona Industrial – Gafanha da Nazaré	..	34.242	37.510	27.310	20.886	17.200	16.898	14.016	12.146	16.239	20.760	24.652	26.041	32.389	39.229	27.261
Gafanha da Nazaré – Pirâmides	..	43.483	45.536	38.027	31.551	25.899	26.134	21.324	18.931	23.195	29.645	35.199	37.189	41.122	47.632	37.952
Pirâmides – Esgueira	..	28.415	30.905	25.973	23.154	19.107	19.498	16.264	13.916	22.839	24.448	26.939	26.757	30.863	35.126	29.047
Esgueira – Aveiro Nascente (A17/A25)	..	16.328	19.612	16.318	14.935	11.988	12.770	10.454	9.271	11.064	13.981	17.056	17.841	20.031	24.072	20.226
Aveiro Nascente (A17/A25) – Zona Industr...	..	27.813	32.590	27.109	24.928	20.233	21.095	17.194	16.088	18.648	24.149	28.264	29.136	33.096	39.068	32.807
Zona Industrial de Aveiro – Angeja Poente	..	26.788	31.824	26.614	24.195	19.613	19.842	16.626	15.225	18.160	21.978	26.240	27.835	30.899	37.246	31.439
Angeja Poente – Angeja (A25/A29)	..	27.409	32.472	27.041	24.373	19.582	19.935	16.597	15.763	18.114	21.917	26.216	27.634	31.344	37.814	31.443
Angeja (A25/A29) – Albergaria (A1/A25)	..	20.341	24.134	19.673	17.427	13.907	14.380	11.654	10.956	13.177	15.629	19.292	20.287	23.074	27.977	22.525
Albergaria (A1/A25) – A25/IC2	..	17.303	19.861	16.422	14.658	11.851	12.514	9.968	9.410	11.209	13.066	15.464	16.088	18.568	22.628	18.078
A25/IC2 – Carvoeiro	..	16.390	19.718	16.679	14.686	14.290	12.166	9.721	9.360	11.125	13.363	15.486	15.908	17.457	22.267	18.172
Carvoeiro – Talhadas	..	13.687	16.286	12.852	11.350	8.996	9.575	7.574	7.077	8.468	9.948	11.819	12.232	14.482	18.236	13.870
Talhadas – Reigoso	..	15.265	19.217	14.596	13.193	10.364	10.935	8.460	8.341	9.532	11.192	13.405	13.835	16.193	21.472	15.784
Reigoso – Cambarinho	..	13.823	16.552	13.049	11.660	9.222	9.858	7.777	7.278	8.582	10.146	12.086	12.460	14.717	18.478	14.157
Cambarinho – Vouzela	..	13.827	16.437	13.138	11.638	9.429	10.071	7.606	5.462	7.022	8.338	10.335	13.036	14.624	18.189	14.051
Vouzela – Vouzela Nascente	..	13.470	15.796	13.443	12.882	10.028	10.556	8.386	7.014	8.286	10.035	12.187	13.737	14.597	18.059	14.786
Vouzela Nascente – Ventosa	..	9.648	11.903	9.212	8.271	6.553	7.181	5.662	5.211	6.124	7.141	8.493	8.839	10.715	14.061	10.419
Ventosa – Boa Aldeia Poente	..	9.691	12.232	9.741	8.571	6.927	7.423	5.842	4.518	6.285	7.365	8.606	8.901	11.106	14.587	10.874



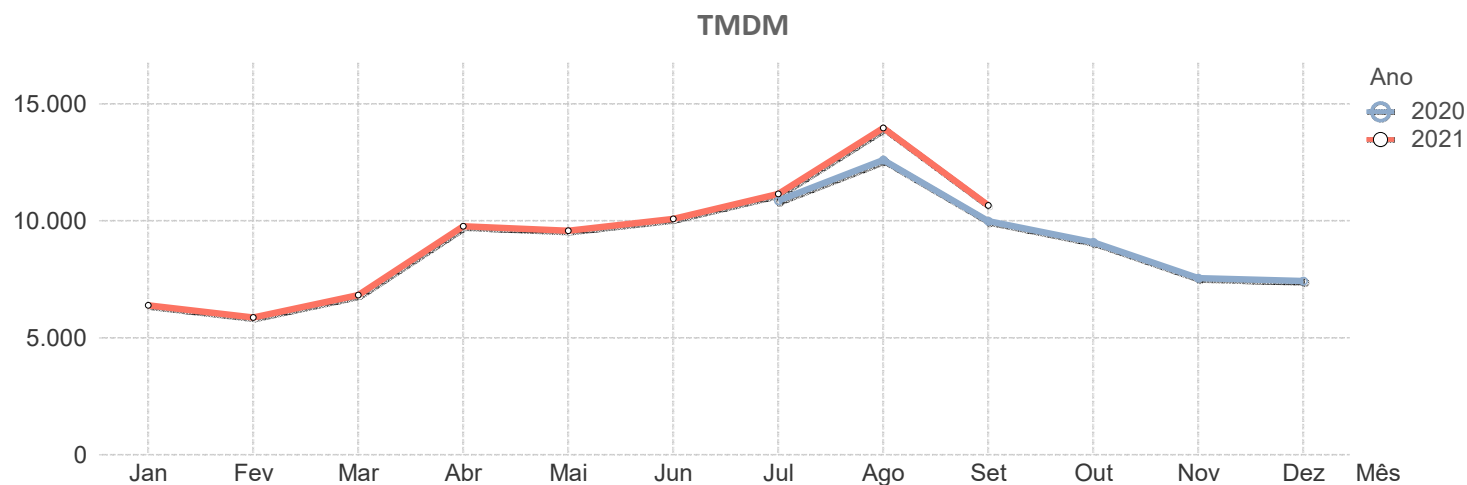
		A25														
		2020						2021								
Sublanço	..	Jul	Ago	Set	Out	Nov	Dez	Jan	Fev	Mar	Abr	Mai	Jun	Jul	Ago	Set
Boa Aldeia Poente – Boa Aldeia Nascente	..	7.765	10.015	7.555	7.039	5.389	5.909	4.639	4.037	4.965	5.963	6.772	6.999	8.786	11.794	8.465
Boa Aldeia Nascente – Fail	..	7.909	9.963	7.560	6.839	5.385	5.940	4.657	4.249	4.996	5.885	6.989	7.265	8.844	11.597	8.511
Fail – EN231	..	12.422	14.626	11.952	10.741	9.221	9.472	7.704	7.495	8.680	10.146	11.648	12.234	13.849	17.364	13.382
EN231 – EN2	..	6.123	7.960	5.717	5.162	4.083	4.495	3.651	3.460	4.054	4.565	5.335	5.572	7.181	9.983	6.645
EN2 – Caçador	..	11.821	12.933	11.253	10.552	8.303	9.483	7.323	7.205	8.142	9.430	10.863	11.122	13.529	15.698	12.818
Caçador – Fagilde	..	13.761	15.725	13.498	12.874	10.864	11.253	9.107	8.653	9.975	11.486	13.181	13.505	15.381	18.477	15.077
Fagilde – Mangualde	..	13.681	16.844	14.372	13.901	11.749	12.137	9.379	9.348	10.838	12.552	14.132	14.460	15.895	18.921	14.792
Mangualde – Chãs de Tavares	..	9.179	11.220	8.846	8.309	6.783	7.174	5.964	5.774	6.640	7.511	8.622	8.883	10.416	13.221	9.811
Chãs de Tavares – Fornos de Algodres	..	8.635	10.460	8.371	8.088	6.555	6.735	5.489	5.677	6.294	7.175	8.283	8.510	9.788	12.313	9.262
Fornos de Algodres – Celorico da Beira	..	8.261	10.112	7.923	7.442	6.062	6.319	5.386	5.177	5.916	6.681	7.722	7.940	9.378	11.916	8.758
Celorico da Beira – EN17	..	9.244	10.592	8.614	8.012	6.040	6.503	5.449	5.604	6.336	7.179	8.226	8.443	10.471	12.461	9.512
EN17 – Ratoeira Poente	..	8.793	10.679	8.380	7.915	6.515	6.710	5.883	5.574	6.321	7.052	8.166	8.381	9.946	12.548	9.249
Ratoeira Poente – Ratoeira Nascente	..	7.672	9.385	7.561	8.369	7.223	7.195	6.262	6.187	6.358	7.083	8.225	8.446	8.666	11.019	8.335
Ratoeira Nascente – A25/IP2	..	8.393	10.651	7.899	7.472	6.096	6.474	5.563	5.328	6.021	6.823	7.874	8.169	9.800	12.783	8.937
A25/IP2 – Guarda (A25)	..	8.400	10.677	7.919	7.499	6.092	6.486	5.599	5.181	5.868	6.671	7.667	7.951	9.802	12.828	8.966
Guarda (A25) – Pinhel	..	7.722	9.560	7.804	7.255	5.707	5.990	5.380	5.340	5.668	6.243	7.648	8.069	9.045	11.598	8.887
Pinhel – Pínzio	..	7.021	9.312	6.139	5.679	4.631	4.822	4.466	4.136	4.639	4.900	5.781	5.897	8.261	11.418	7.039
Pínzio – Alto do Leomil	..	7.277	9.475	6.244	5.458	5.101	5.237	4.918	4.768	4.574	4.800	5.882	5.987	8.528	11.468	7.164



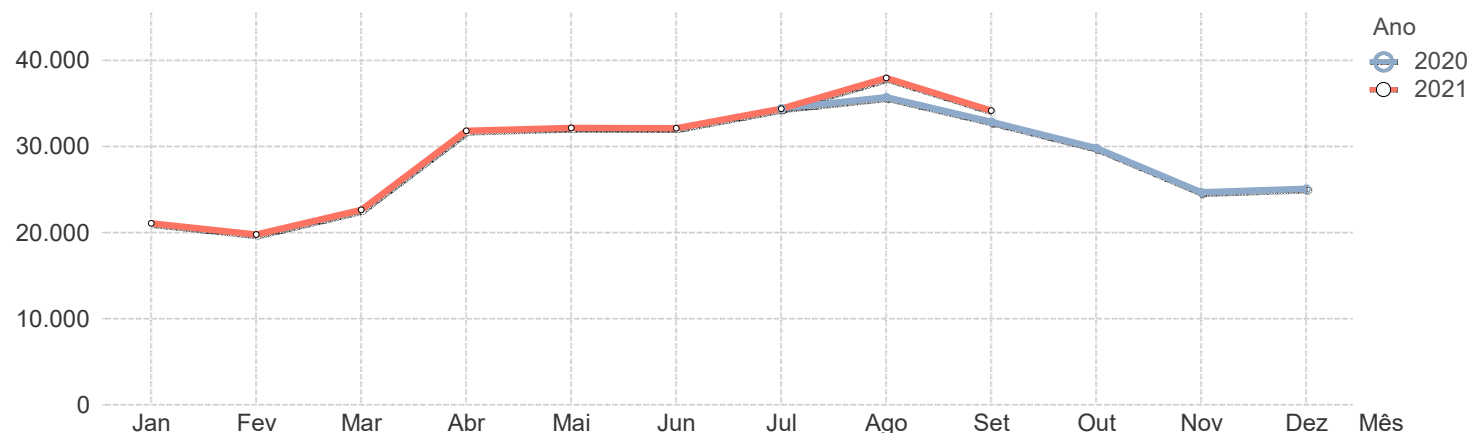
		A25														
		2020						2021								
Sublanço	..	Jul	Ago	Set	Out	Nov	Dez	Jan	Fev	Mar	Abr	Mai	Jun	Jul	Ago	Set
Alto do Leomil – EN332	..	6.303	8.366	5.402	4.970	4.079	4.232	4.078	3.686	4.078	4.231	5.066	5.074	7.379	10.015	6.219
Média Ponderada		12.091	14.530	11.379	10.299	8.413	8.746	7.225	6.692	7.942	9.204	10.813	11.262	13.357	16.802	12.619



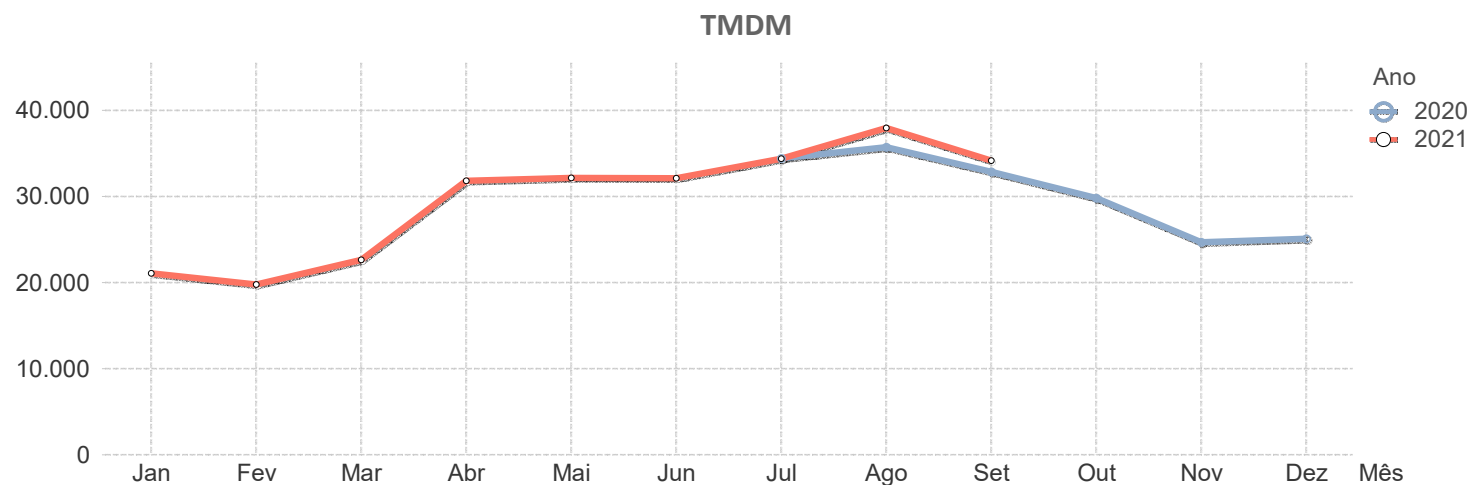
		A27														
		2020						2021								
Sublanço	..	Jul	Ago	Set	Out	Nov	Dez	Jan	Fev	Mar	Abr	Mai	Jun	Jul	Ago	Set
Meadela – Nogueira	..	12.901	14.705	11.629	10.884	9.233	9.086	7.843	7.100	8.046	11.698	11.242	11.947	13.179	16.110	12.590
Nogueira – Lanheses	..	12.014	13.671	11.315	10.245	8.630	8.395	7.288	6.762	7.951	10.963	10.872	11.359	12.529	15.363	12.058
Lanheses – Estorãos	..	10.544	12.304	9.767	8.714	7.162	7.041	6.015	5.527	6.530	9.406	9.233	9.713	10.770	13.564	10.234
Estorãos – Arcozelo	..	10.178	11.953	9.464	8.469	6.948	6.823	5.848	5.381	6.353	9.173	9.073	9.487	10.478	13.275	10.023
Arcozelo – Ponte de Lima	..	7.985	9.634	7.302	6.517	5.294	5.274	4.516	4.227	4.959	6.992	6.991	7.319	8.182	10.842	7.801
Média Ponderada		10.865	12.603	9.993	9.081	7.559	7.432	6.394	5.872	6.831	9.772	9.579	10.081	11.155	13.968	10.657



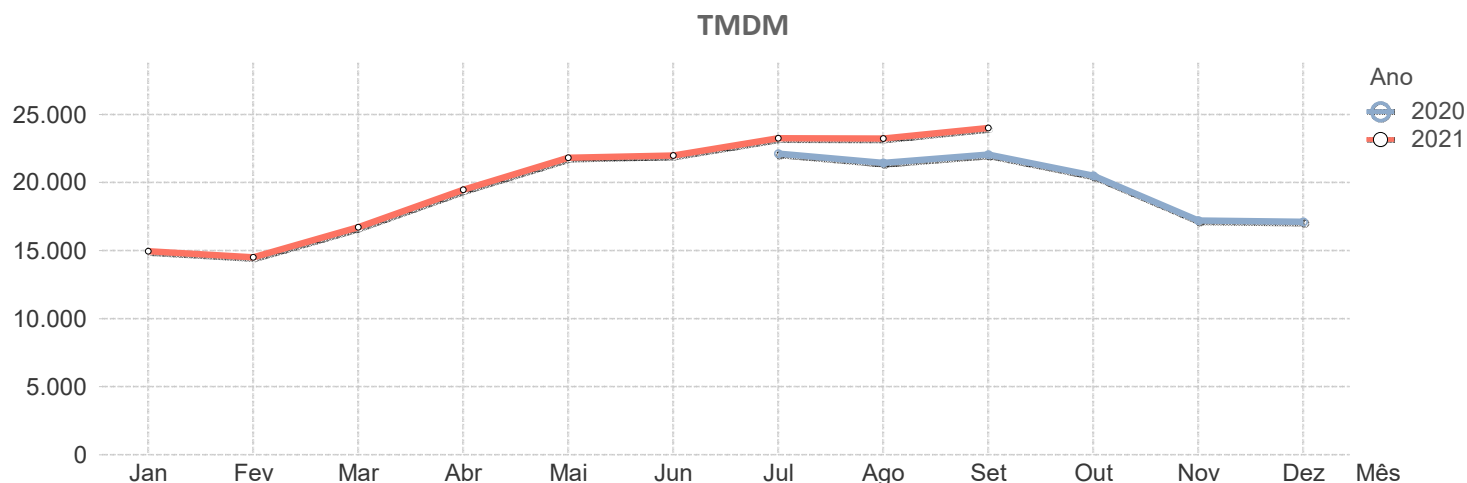
		A28														
		2020						2021								
Sublanço	..	Jul	Ago	Set	Out	Nov	Dez	Jan	Fev	Mar	Abr	Mai	Jun	Jul	Ago	Set
Arrábida Norte – Bessa Leite	..	107.939	103.738	108.142	99.971	85.749	81.305	72.304	68.135	78.377	91.864	106.418	102.150	105.897	108.564	111.458
Bessa Leite – Boavista	..	107.939	103.738	108.142	99.971	85.749	81.305	72.304	68.135	78.377	91.864	106.418	102.150	105.897	108.564	111.458
Boavista – Francos	..	132.443	123.980	129.845	120.752	104.578	98.913	91.204	89.371	90.880	105.596	122.286	117.466	123.573	124.360	127.923
Francos – EN12	..	132.443	123.980	129.845	120.752	104.578	98.913	91.204	89.371	90.880	105.596	122.286	117.466	123.573	124.360	127.923
EN12 – Sendim	..	98.593	94.247	96.197	88.115	75.001	71.852	70.749	68.466	76.890	89.300	103.414	99.338	104.295	105.146	108.292
Sendim – Matosinhos	..	92.746	90.849	90.659	82.890	70.854	72.241	58.447	51.479	59.090	90.231	80.103	76.532	74.832	78.769	82.078
Matosinhos – Leça da Palmeira	..	92.746	90.849	90.659	82.890	70.854	72.241	58.447	51.479	59.090	90.231	80.103	76.532	74.832	78.769	82.078
Leça da Palmeira – Exponor	..	92.746	90.849	90.659	82.890	70.854	72.241	58.447	51.479	59.090	90.231	80.103	76.532	74.832	78.769	82.078
Exponor – Freixieiro (TIR)	..	65.746	66.020	67.154	62.061	54.160	55.142	45.492	42.671	48.848	66.424	68.612	67.739	69.314	71.158	70.326
Freixieiro (TIR) – Perafita	..	65.474	64.118	63.500	58.418	49.692	51.607	41.656	38.037	44.599	62.897	63.651	63.073	64.783	67.018	65.449
Perafita – A28/A41	..	60.734	58.021	58.286	53.381	44.818	47.240	37.679	34.579	40.229	58.375	58.949	58.577	60.924	64.006	61.490
A28/A41 – Angeiras	..	64.539	64.293	60.780	55.447	46.392	48.467	39.437	35.882	40.293	61.708	61.602	61.977	65.338	64.096	54.006
Angeiras – Modivas	..	50.866	52.604	48.839	44.728	36.763	38.939	30.877	27.952	32.800	50.266	49.438	49.527	52.897	57.538	53.773
Modivas – EN104	..	48.340	51.481	47.858	44.298	36.690	37.873	31.102	28.745	33.388	49.691	48.029	47.823	50.804	54.940	51.623
EN104 – Vila do Conde	..	53.094	55.002	51.091	47.349	39.238	40.491	33.386	30.658	35.747	52.166	51.528	51.103	54.450	58.663	54.173
Vila do Conde – Póvoa do Varzim	..	47.671	51.066	43.941	38.854	31.683	32.364	27.040	25.178	29.485	42.956	43.458	43.736	47.812	54.865	47.870
Póvoa do Varzim – Estela	..	26.720	29.536	24.542	21.528	17.215	17.817	14.665	13.973	16.545	24.212	23.934	24.615	27.544	32.629	26.992
Estela – Apúlia	..	27.364	30.306	25.170	22.139	17.681	18.269	15.055	14.283	16.943	25.206	24.558	25.286	28.086	33.142	27.319

TMDM


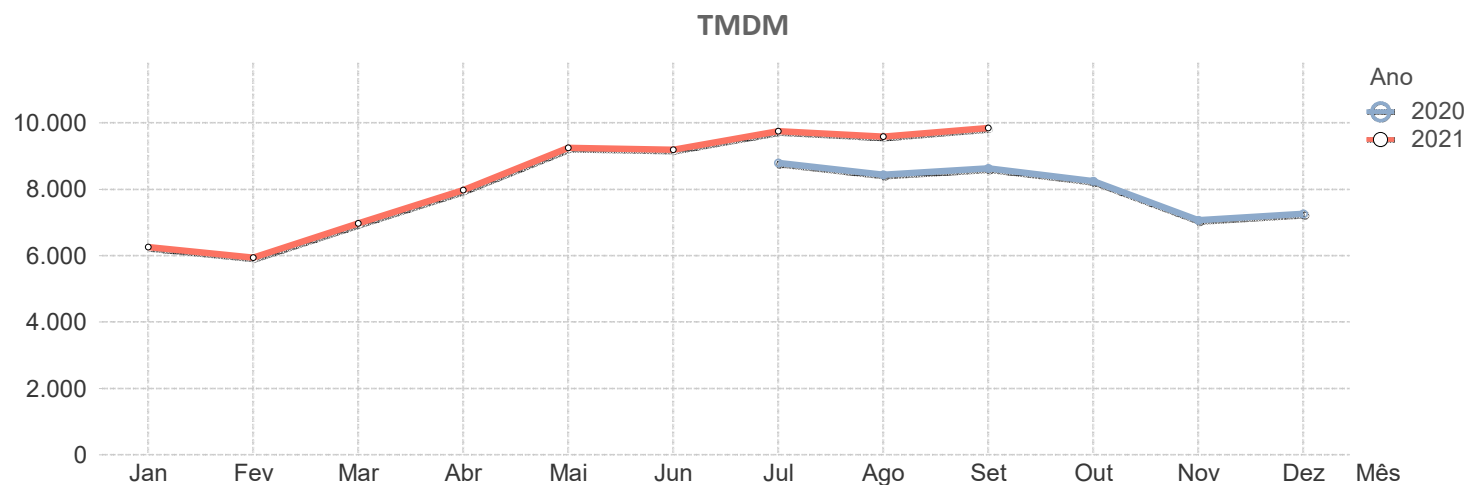
		A28														
		2020						2021								
Sublanço	..	Jul	Ago	Set	Out	Nov	Dez	Jan	Fev	Mar	Abr	Mai	Jun	Jul	Ago	Set
Apúlia – Esposende	..	25.850	28.997	23.443	20.438	16.490	16.744	13.863	13.318	15.725	22.550	22.046	22.774	25.698	31.251	24.858
Esposende – Antas	..	16.578	19.344	15.119	13.186	10.391	10.592	8.801	8.372	9.958	15.108	14.331	15.096	17.034	21.413	16.550
Antas – Neiva	..	16.434	19.059	15.058	13.319	10.563	10.598	8.913	8.442	10.022	15.233	14.559	15.232	17.091	21.261	16.534
Neiva – Darque	..	17.360	19.975	16.181	14.331	11.553	11.707	9.686	9.167	10.892	15.900	15.254	15.916	17.753	21.612	17.286
Darque – Viana do Castelo	..	31.227	30.074	31.404	28.060	21.891	26.543	21.217	19.899	23.941	31.823	32.198	32.481	35.089	39.444	33.522
Viana do Castelo – Meadela	..	18.776	19.970	17.444	15.728	13.003	12.960	10.794	9.888	11.774	16.886	16.681	17.557	19.351	23.431	18.356
Meadela – Outeiro	..	11.676	13.402	10.394	9.025	7.182	7.071	5.921	5.778	6.807	9.910	9.627	10.292	11.529	14.361	10.596
Outeiro – EN305	..	11.033	12.729	9.753	8.395	6.632	6.533	5.324	5.340	6.273	9.221	9.023	9.663	10.880	13.651	9.966
EN305 – Riba de Ancora	..	9.976	11.617	8.790	7.530	5.762	5.766	4.839	4.724	5.513	8.378	8.057	8.657	9.811	12.440	8.969
Riba de Ancora – Argela (Dem)	..	6.978	7.910	6.590	5.993	4.673	4.522	3.772	3.740	4.261	6.554	6.253	6.483	7.058	8.511	6.842
Argela (Dem) – Vilar de Mouros	..	6.796	7.664	6.463	5.946	4.648	4.480	3.869	3.633	4.206	4.864	6.148	6.358	6.913	8.208	6.754
Vilar de Mouros – Vilar de Mouros Norte	..	5.955	6.602	5.713	5.342	4.141	3.976	3.413	3.284	3.678	5.842	5.479	5.284	5.974	7.091	5.667
Média Ponderada		34.436	35.741	32.881	29.807	24.686	25.078	21.093	19.776	22.647	31.813	32.141	32.129	34.391	37.951	34.170



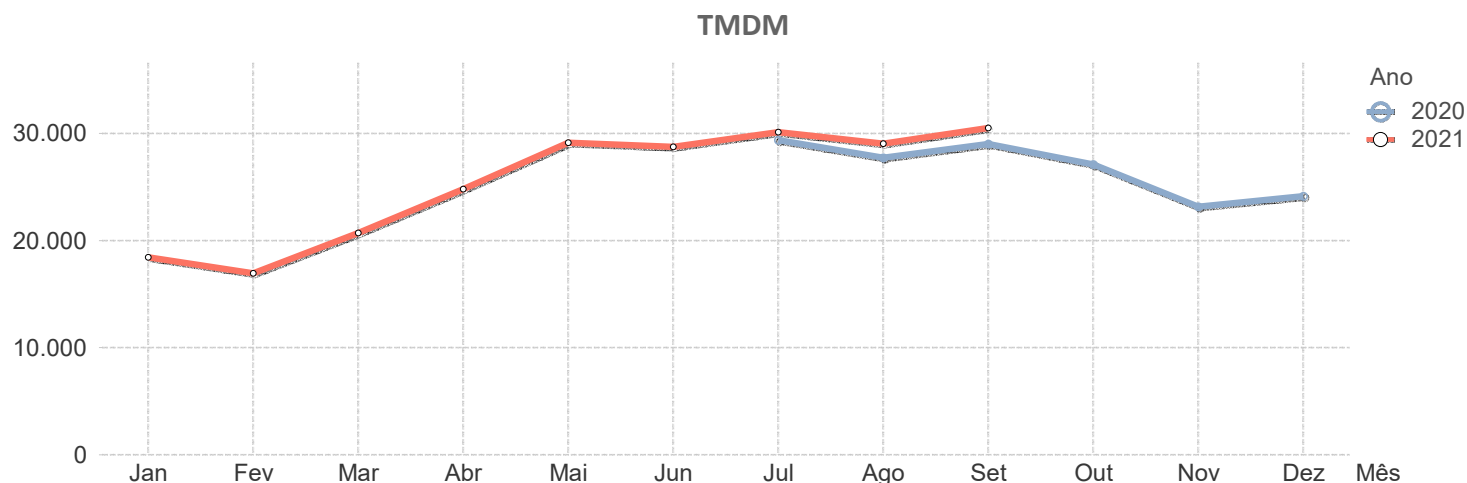
		A29														
		2020						2021								
Sublanço	..	Jul	Ago	Set	Out	Nov	Dez	Jan	Fev	Mar	Abr	Mai	Jun	Jul	Ago	Set
Angeja – Salreu	..	11.398	12.874	11.906	10.828	8.989	8.813	7.610	7.438	8.708	10.235	12.117	12.265	13.001	15.055	13.900
Salreu – Estarreja	..	10.813	11.514	10.906	10.122	8.611	8.294	7.480	7.081	8.331	9.394	10.679	11.023	12.286	13.580	12.826
Estarreja – Ovar	..	10.588	11.130	10.510	9.729	8.299	7.955	7.180	6.941	8.130	9.054	10.169	10.483	11.622	12.797	12.019
Ovar – Arada	..	11.299	11.794	11.251	10.417	8.908	8.289	7.534	7.632	8.937	10.467	11.058	11.250	12.412	13.555	12.926
Arada – Maceda	..	13.455	14.182	13.220	12.072	10.196	10.017	8.838	8.607	10.107	11.488	13.028	13.281	14.819	16.317	15.280
Maceda – Esmoriz	..	30.327	29.908	29.909	27.884	20.670	23.265	20.232	19.211	22.401	25.919	29.015	27.680	29.252	30.573	31.467
Esmoriz – Paramos	..	31.738	30.745	31.323	28.884	22.429	23.396	20.423	20.263	24.297	28.020	30.161	30.002	31.337	30.811	32.987
Paramos – Espinho Nascente	..	37.561	35.182	36.691	34.071	27.563	26.358	23.259	23.867	27.933	32.199	35.708	37.021	37.927	34.572	38.700
Espinho Nascente – Espinho Norte	..	40.725	36.821	40.627	37.563	30.783	30.812	26.701	26.070	27.489	32.856	38.310	39.383	41.423	38.020	42.966
Espinho Norte – Granja	..	40.725	36.821	40.627	37.563	30.783	30.812	26.701	26.070	27.489	32.856	38.310	39.383	41.423	38.020	42.966
Granja – Miramar	..	46.293	42.454	45.482	42.267	37.263	36.246	31.106	29.757	33.508	41.335	46.239	46.218	47.776	46.104	48.849
Miramar – ER1-18	..	43.624	40.821	42.913	40.137	34.693	35.082	29.919	27.199	32.410	38.237	43.157	43.317	45.350	44.474	46.664
ER1-18 – Canelas (Gaia)	..	21.276	19.287	21.335	20.218	18.666	18.462	16.027	14.996	18.297	21.062	22.406	21.461	22.907	21.513	22.595
Canelas (Gaia) – IC2	..	29.667	26.323	31.942	30.508	27.522	27.294	24.481	23.219	26.809	29.952	33.135	31.909	33.067	30.067	32.947
IC2 – Hospital	..	26.020	22.516	26.910	25.738	24.261	25.965	22.183	21.483	23.611	26.406	29.195	28.117	28.989	25.709	27.748
Hospital – A20/A29	..	26.020	22.516	26.910	25.738	24.261	25.965	22.183	21.483	23.611	26.406	29.195	28.117	28.989	25.709	27.748
Média Ponderada		22.135	21.437	22.068	20.496	17.217	17.109	14.961	14.505	16.721	19.463	21.826	21.980	23.259	23.224	24.005



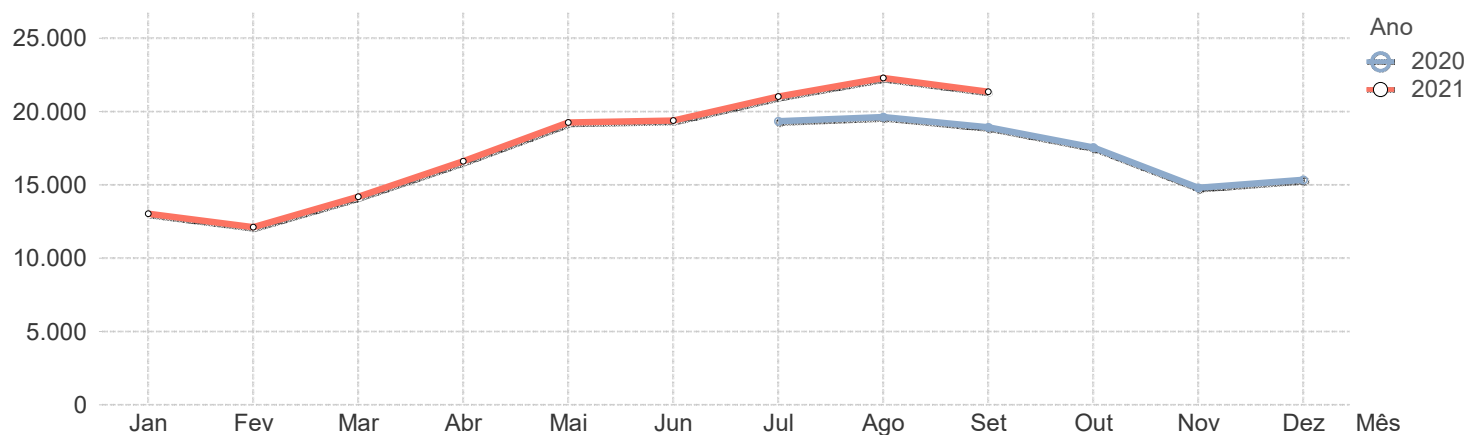
		A32														
		2020						2021								
Sublanço	..	Jul	Ago	Set	Out	Nov	Dez	Jan	Fev	Mar	Abr	Mai	Jun	Jul	Ago	Set
EN224 – EN227	..	2.290	2.108	2.275	2.134	1.900	1.793	1.700	1.744	2.060	2.203	2.482	2.465	2.641	2.579	2.722
EN227 – Lig. Feira/Mansores	..	3.656	3.599	3.534	3.343	2.902	2.909	2.521	2.441	2.894	3.261	3.719	3.651	3.948	3.959	3.985
Lig. Feira/Mansores – Gião/Louredo	..	9.614	8.992	9.544	9.181	7.872	7.984	6.930	6.594	7.736	8.756	10.019	9.918	10.497	9.919	10.586
Gião/Louredo – Canedo	..	10.276	9.858	10.077	9.660	8.238	8.444	7.291	6.922	8.163	9.303	10.806	10.690	11.381	11.110	11.458
Canedo – A32/A41	..	14.239	13.892	13.635	12.939	11.048	11.465	9.820	9.336	10.894	12.519	14.549	14.505	15.574	15.865	15.493
A32/A41 – Olival	..	10.708	10.375	10.519	10.033	8.490	8.914	7.565	7.127	8.305	9.612	11.336	11.348	11.971	11.887	12.117
Olival – A20/A32	..	12.825	12.209	12.737	12.218	10.508	10.887	9.384	8.803	10.299	11.942	13.913	13.864	14.562	14.215	14.809
Média Ponderada	..	8.798	8.439	8.634	8.250	7.071	7.265	6.265	5.948	6.974	7.982	9.252	9.191	9.757	9.586	9.848



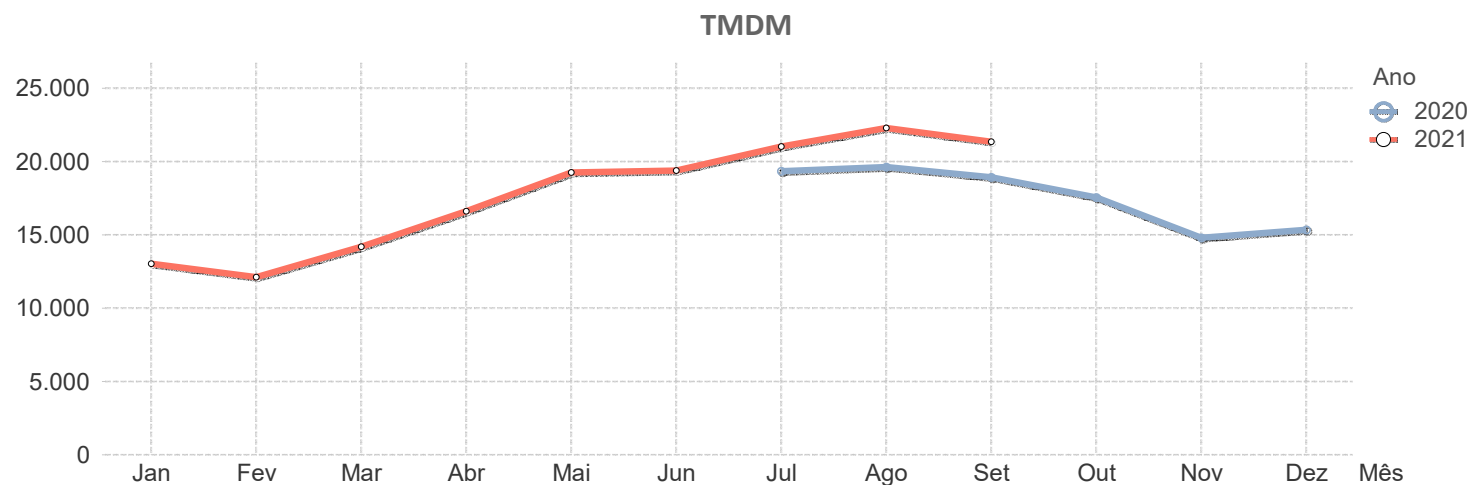
		A33														
		2020						2021								
Sublanço	..	Jul	Ago	Set	Out	Nov	Dez	Jan	Fev	Mar	Abr	Mai	Jun	Jul	Ago	Set
Casas Velhas – Lazarim	..	40.656	37.495	40.393	38.000	32.703	32.350	26.374	23.807	29.712	35.554	41.265	41.268	42.366	40.726	43.435
Lazarim – Botequim	..	40.615	37.458	40.353	37.962	32.670	32.318	26.348	23.783	29.682	35.518	41.224	41.227	42.324	40.685	43.392
Botequim – Palhais	..	35.571	32.783	34.607	32.473	27.318	26.363	20.990	18.660	23.562	28.931	34.491	34.762	35.601	33.815	36.054
Palhais – Queimada	..	14.785	13.168	14.359	13.986	12.466	12.861	9.836	8.950	11.608	14.594	17.170	16.502	17.365	16.394	17.428
Queimada – Belverde	..	16.218	14.799	15.949	15.353	13.285	13.863	10.661	9.640	12.142	14.618	16.928	16.724	17.351	16.040	17.522
Belverde – Laranjeiras (A33/EN378)	..	17.458	15.814	15.811	14.408	12.259	12.833	9.708	8.719	11.317	13.677	16.166	16.460	18.091	17.227	17.130
Laranjeiras (A33/EN378) – Coina (A33/EN...)	..	16.801	15.407	15.834	14.665	12.621	13.061	9.944	9.090	11.362	13.607	15.943	16.124	17.286	16.202	16.436
Coina (A33/EN10) – Penalva (A33/IC21)	..	17.903	17.290	16.855	15.349	12.985	13.315	10.302	9.393	11.645	13.846	16.318	16.620	18.127	17.636	17.539
Penalva (A33/IC21) – Moita	..	39.139	37.148	38.943	36.391	30.980	32.510	24.845	23.158	27.758	32.978	38.549	37.829	39.588	38.459	40.457
Moita – Sarilhos Grandes	..	42.626	41.067	42.997	40.047	34.163	36.425	27.101	25.192	30.104	35.939	42.358	41.308	43.085	42.049	44.499
Sarilhos Grandes – Montijo Sul	..	42.279	40.983	42.730	39.706	33.665	35.959	26.719	24.620	29.625	35.647	42.357	41.243	42.791	42.085	44.302
Montijo Sul – Montijo (A12/A33)	..	42.279	40.983	42.730	39.706	33.665	35.959	26.719	24.620	29.625	35.647	42.357	41.243	42.791	42.085	44.302
Média Ponderada		29.389	27.750	29.023	27.105	23.155	24.146	18.435	16.940	20.703	24.809	29.134	28.767	30.118	29.059	30.511



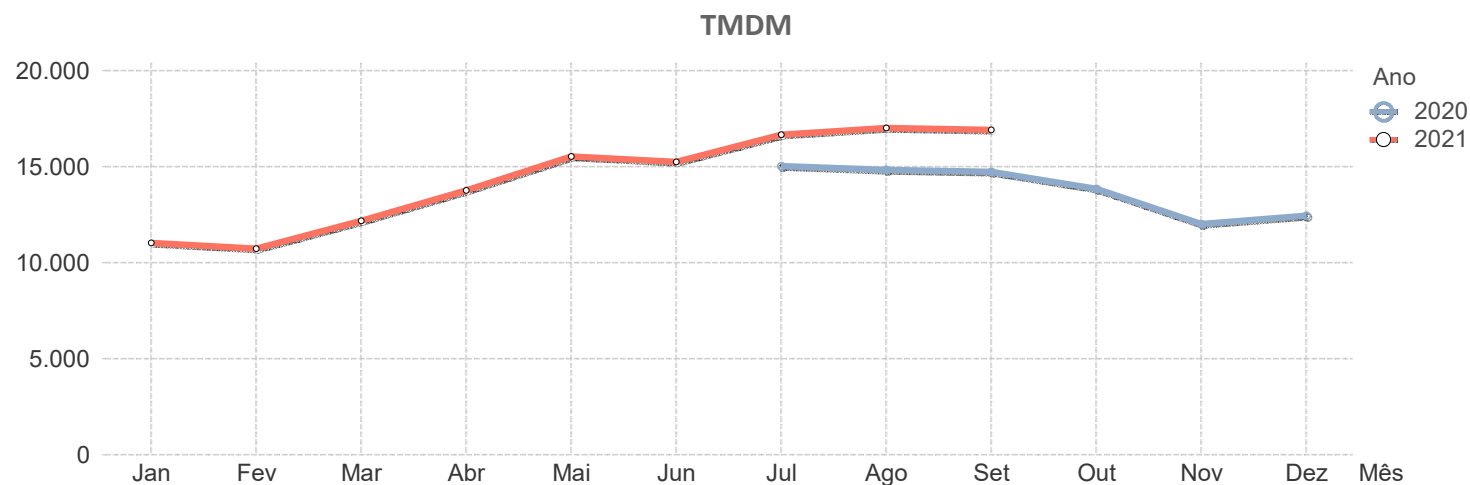
		A41														
		2020						2021								
Sublanço	..	Jul	Ago	Set	Out	Nov	Dez	Jan	Fev	Mar	Abr	Mai	Jun	Jul	Ago	Set
Freixoireiro – Aeroporto	..	30.560	28.999	28.293	24.757	20.425	22.459	17.546	14.376	17.850	20.585	23.640	25.290	33.615	33.501	31.163
Aeroporto – Lipor	..	29.743	27.786	27.520	24.487	20.194	21.183	17.985	15.832	18.226	21.266	24.191	25.016	31.701	31.797	30.542
Lipor – EN13	..	28.245	27.078	26.502	23.556	19.754	21.895	17.623	15.195	17.872	21.787	25.688	26.005	29.152	30.712	29.650
EN13 – EN14	..	31.686	30.127	29.924	26.958	22.722	24.749	20.329	17.812	20.870	25.059	29.362	29.682	32.596	33.990	33.313
EN14 – EN107	..	32.280	30.645	31.044	28.465	23.924	25.532	21.536	19.323	22.572	26.553	30.567	30.590	33.463	34.364	34.601
EN107 – Maia	..	38.920	36.109	38.057	35.350	30.286	32.057	28.148	26.121	29.898	36.804	41.877	41.079	40.669	40.046	41.863
Maia – Alfena	..	40.687	37.847	40.405	38.145	33.122	33.751	29.472	28.196	32.362	36.874	40.936	40.694	42.875	41.527	43.870
Alfena – Santo Tirso	..	22.881	21.812	22.749	21.492	18.526	19.225	16.658	15.884	18.412	21.122	24.144	23.800	25.394	25.034	26.422
Santo Tirso – Ermida	..	24.203	23.710	24.982	25.811	22.994	20.653	17.973	17.645	20.452	23.322	26.706	26.350	27.027	27.296	29.091
Ermida – A41/A42	..	21.328	20.306	21.324	20.094	17.294	17.972	15.677	15.072	17.557	19.951	22.794	22.427	23.985	23.464	24.917
A41/A42 – Gandra	..	10.242	9.923	10.326	10.243	8.884	8.953	8.057	7.825	9.076	9.953	11.272	11.205	11.988	11.772	12.439
Gandra – A4/A41	..	8.282	8.231	8.424	8.210	7.044	7.175	6.326	6.095	7.073	7.894	9.041	8.948	9.630	9.660	9.922
A4/A41 – ZIC	..	12.643	14.217	12.820	12.025	9.998	10.458	8.884	8.459	9.929	11.335	13.279	13.437	14.593	16.508	14.905
ZIC – Aguiar de Sousa	..	12.727	14.427	12.887	12.104	10.007	10.475	8.816	8.356	9.840	11.314	13.391	13.556	14.721	16.763	15.011
Aguiar de Sousa – A41/A43	..	12.671	14.455	12.879	12.057	9.955	10.425	8.791	8.274	9.763	11.288	13.364	13.528	14.717	16.820	14.998
A41/A43 – Medas	..	13.642	15.409	13.547	12.545	10.398	10.915	9.225	8.768	10.338	11.924	14.025	14.423	15.606	17.943	15.752
Medas – A32/A41	..	12.472	14.521	12.471	11.502	9.422	9.808	8.296	7.962	9.390	10.807	12.841	13.126	14.348	16.883	14.463
A32/A41 – Sandim	..	10.289	12.717	10.180	9.091	7.390	7.751	6.453	6.135	7.285	8.553	10.174	10.479	11.636	14.739	11.528

TMDM


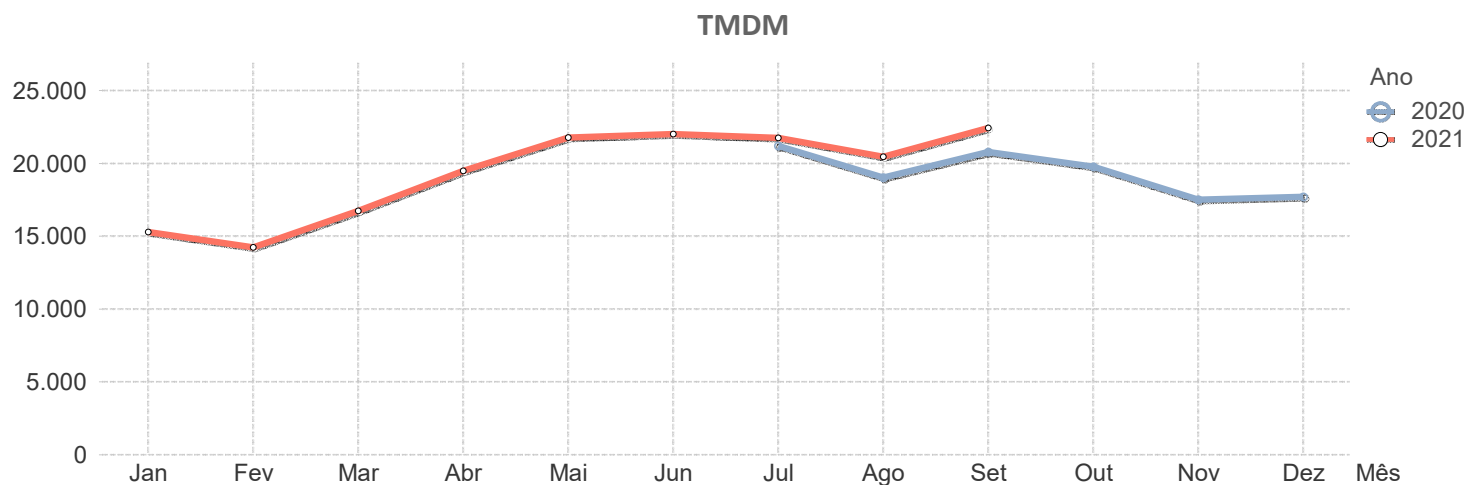
		A41														
		2020						2021								
Sublanço	..	Jul	Ago	Set	Out	Nov	Dez	Jan	Fev	Mar	Abr	Mai	Jun	Jul	Ago	Set
Sandim – Argoncilhe	..	10.454	12.901	10.301	9.179	7.447	7.797	6.517	6.157	7.288	8.613	10.262	10.560	11.735	14.931	11.632
Argoncilhe – Nogueira	..	21.310	21.839	19.862	17.780	14.837	14.661	12.307	11.236	13.396	16.727	19.980	20.080	21.035	23.101	21.056
Nogueira – Espinho (A1/A41)	..	21.167	21.693	19.729	17.661	14.737	14.563	12.224	11.160	13.306	16.615	19.846	19.946	20.895	22.946	20.916
Espinho (A1/A41) – Guetim	..	21.348	21.878	19.897	17.811	14.863	14.687	12.328	11.256	13.419	16.757	20.015	20.116	21.073	23.142	21.094
Guetim – Espinho	..	21.930	22.475	20.440	18.297	15.268	15.088	12.665	11.563	13.785	17.214	20.561	20.665	21.648	23.773	21.669
Média Ponderada	..	19.355	19.638	18.932	17.547	14.810	15.356	13.041	12.114	14.185	16.621	19.265	19.380	21.034	22.290	21.355



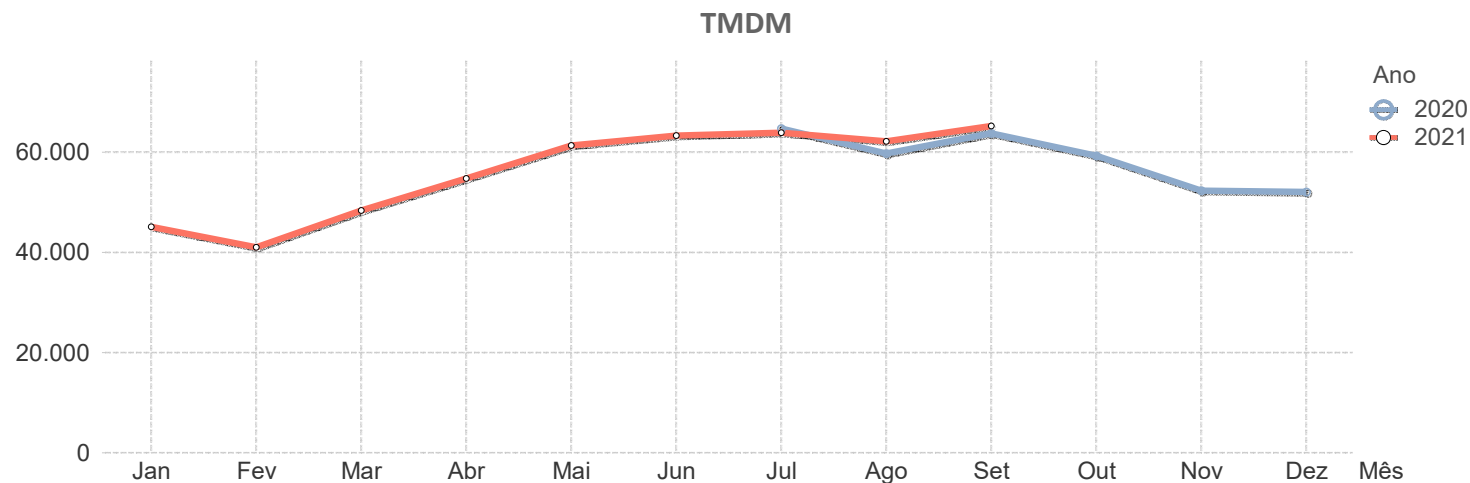
		A42														
		2020						2021								
Sublanço	..	Jul	Ago	Set	Out	Nov	Dez	Jan	Fev	Mar	Abr	Mai	Jun	Jul	Ago	Set
A41/A42 – Seroa	..	19.320	18.959	19.276	17.761	15.355	15.939	13.969	13.493	15.622	17.869	20.386	19.995	21.686	22.183	22.342
Seroa – Paços de Ferreira Oeste	..	21.875	21.229	21.916	20.174	17.533	18.094	16.172	15.707	17.840	20.072	22.491	22.080	23.662	23.605	24.148
Paços de Ferreira Oeste – Paços de Ferrei...	..	16.500	16.017	15.712	15.146	13.281	13.631	12.206	12.103	13.232	15.024	16.875	16.515	18.108	18.187	18.072
Paços de Ferreira Este – EN106 (Sul)	..	12.693	12.634	12.024	11.700	10.174	10.527	9.400	9.017	10.417	11.615	13.015	12.785	14.144	14.650	14.422
EN106 (Sul) – EN106 (Norte)	..	15.747	15.688	15.299	14.609	12.936	13.517	11.937	11.827	13.220	15.044	16.772	16.309	17.656	18.173	17.960
EN106 (Norte) – Lousada	..	8.882	9.115	8.770	8.216	7.026	7.341	6.436	6.169	7.107	7.964	9.055	8.931	10.030	10.560	10.077
Média Ponderada	..	15.031	14.839	14.737	13.851	12.027	12.456	11.039	10.731	12.186	13.777	15.544	15.250	16.668	17.020	16.922



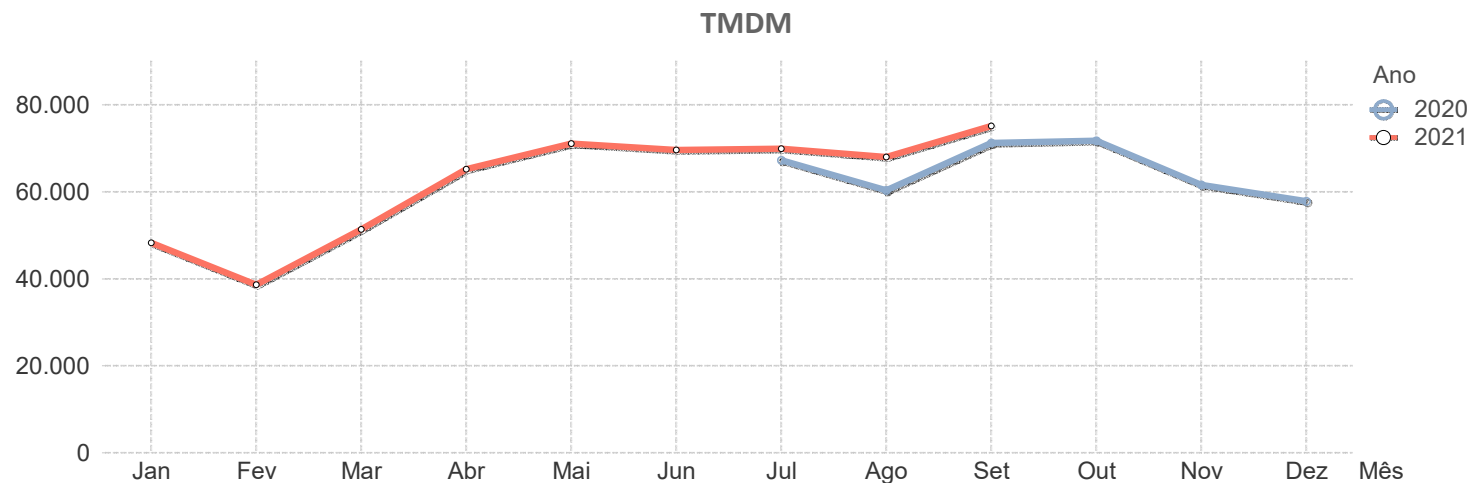
A43																
Sublanço	2020						2021									
	Jul	Ago	Set	Out	Nov	Dez	Jan	Fev	Mar	Abr	Mai	Jun	Jul	Ago	Set	
Freixo Norte – Falcão	43.348	39.398	43.009	40.711	35.468	35.537	30.522	28.539	33.399	39.106	44.017	44.079	43.777	41.754	45.163	
Falcão – Areias	42.949	38.863	42.906	39.326	34.704	34.796	31.682	29.580	34.684	40.200	45.019	44.621	46.011	41.628	46.152	
Areias – Carregais	45.126	40.123	44.347	42.212	37.567	37.977	32.380	29.982	34.961	40.722	45.557	45.638	44.705	42.273	46.516	
Carregais – Gondomar Oeste	34.219	31.032	34.189	33.265	29.458	29.653	25.292	23.457	27.411	32.015	35.719	35.522	35.658	33.454	36.468	
Gondomar Oeste – Gondomar Este	28.786	25.374	27.721	26.193	23.380	23.356	20.239	18.927	22.122	26.437	29.188	28.866	28.339	26.667	29.606	
Gondomar Este – Gens	8.236	7.377	7.842	7.542	6.737	6.981	6.021	5.622	6.855	7.590	8.459	9.429	8.697	8.289	9.034	
Gens – A41/A43	4.657	4.335	4.508	4.351	3.783	4.047	3.429	3.161	3.722	4.355	5.042	5.139	5.305	5.071	5.474	
Média Ponderada	21.197	19.037	20.791	19.768	17.508	17.712	15.302	14.241	16.737	19.482	21.781	22.016	21.747	20.456	22.431	



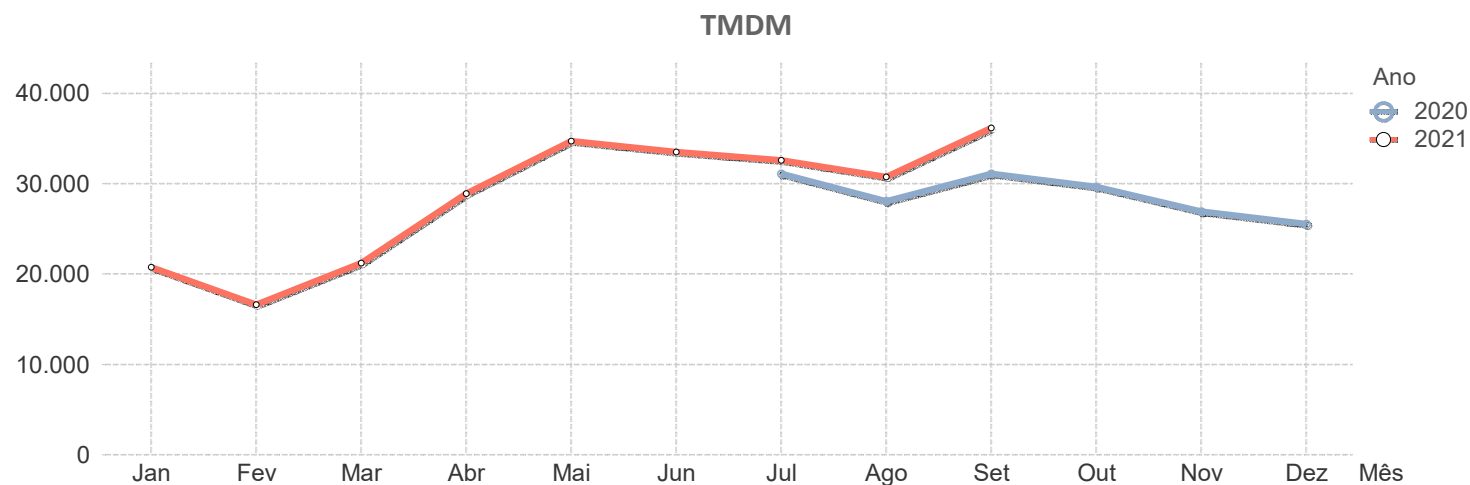
		A44														
		2020						2021								
Sublanço	..	Jul	Ago	Set	Out	Nov	Dez	Jan	Fev	Mar	Abr	Mai	Jun	Jul	Ago	Set
ER1-18 – EN109	..	45.176	41.906	44.602	41.592	36.189	34.773	30.013	29.300	34.545	42.724	45.075	45.485	45.519	44.658	46.169
EN109 – Valadares Norte	..	62.826	58.439	61.117	56.738	49.757	49.342	42.929	40.696	47.426	53.728	56.027	60.015	61.319	60.902	61.837
Valadares Norte – Madalena	..	74.763	69.433	73.508	67.173	59.907	58.395	51.105	48.329	57.041	63.423	69.290	71.969	73.243	72.211	74.674
Madalena – Coimbrões	..	87.489	80.950	85.584	78.710	70.575	68.786	62.398	56.831	67.737	73.838	83.846	83.650	85.998	84.037	87.316
Coimbrões – Continente	..	65.381	59.542	65.537	61.581	55.135	56.345	46.071	40.005	47.221	58.388	66.677	67.120	64.936	62.083	67.426
Continente – Barosa	..	65.381	59.542	65.537	61.581	55.135	56.345	46.071	40.005	47.221	58.388	66.677	67.120	64.936	62.083	67.426
Barosa – Av. da República	..	N/D	N/D	N/D	N/D	N/D	N/D	N/D	N/D	N/D	N/D	N/D	N/D	N/D	N/D	N/D
Av. da República – Gervide	..	N/D	N/D	N/D	N/D	N/D	N/D	N/D	N/D	N/D	N/D	N/D	N/D	N/D	N/D	N/D
Gervide – Freixo Sul	..	57.416	52.451	56.863	53.776	46.495	47.935	41.481	34.548	40.689	42.917	54.277	56.574	57.302	53.965	58.809
Média Ponderada	..	64.788	59.790	63.811	59.301	52.358	52.108	45.123	41.058	48.370	54.805	61.389	63.364	63.957	62.228	65.257



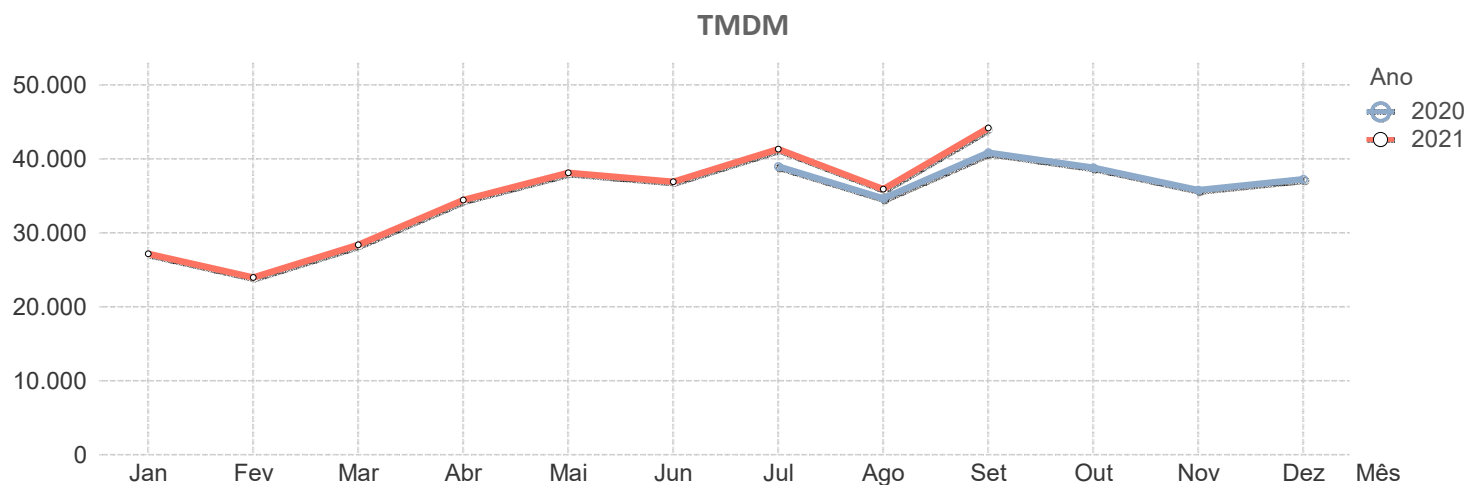
		IP7														
		2020						2021								
Sublanço	..	Jul	Ago	Set	Out	Nov	Dez	Jan	Fev	Mar	Abr	Mai	Jun	Jul	Ago	Set
CRIL/Eixo NS – Camarate	..	53.881	47.838	58.568	57.165	47.817	43.536	34.906	28.359	37.911	43.403	49.552	47.548	46.619	44.333	49.387
Camarate – Alto Lumiar	..	52.827	51.428	55.649	57.708	49.686	43.385	38.543	37.340	40.659	47.638	50.029	48.130	51.433	48.936	51.794
Alto Lumiar – Ameixoeira	..	48.129	43.040	51.777	51.254	43.939	42.993	35.672	29.156	38.348	44.363	51.720	50.247	51.496	46.705	54.879
Ameixoeira – Av. Padre Cruz	..	51.134	43.948	55.869	56.442	48.210	46.590	38.822	31.348	42.185	49.898	55.908	54.064	54.468	50.759	59.116
Av. Padre Cruz – Telheiras	..	65.338	58.402	65.000	75.096	64.552	61.605	40.817	29.551	43.965	71.851	81.565	78.407	70.846	66.183	77.437
Telheiras – 2ª Circular/Eixo NS	..	91.680	74.643	104.138	104.375	88.213	86.407	74.304	53.065	77.995	95.191	101.312	99.278	96.834	92.865	107.138
2ª Circular/Eixo NS – Av. Lusíada	..	84.512	80.551	92.678	94.397	82.848	75.689	64.727	49.403	67.997	93.186	96.128	90.456	93.228	90.826	104.291
Av. Lusíada – Entrecampos	..	89.312	80.036	95.089	92.066	82.686	74.056	63.385	49.662	70.184	86.838	91.734	90.676	93.727	91.811	104.634
Entrecampos – Radial de Benfica	..	97.554	87.116	105.150	104.205	89.499	81.316	71.507	54.155	74.277	92.994	99.976	99.140	99.970	99.669	107.885
Radial de Benfica – Av. Ceuta	..	61.030	56.257	60.160	56.596	47.633	47.309	43.926	38.690	44.281	52.957	57.470	60.479	62.006	64.866	63.295
Av. Ceuta – Viaduto Duarte Pacheco	..	68.098	60.355	69.767	64.690	54.296	51.696	44.212	37.687	49.443	58.953	64.967	64.521	68.810	72.483	71.088
Média Ponderada		67.265	60.398	71.263	71.769	61.590	57.889	48.324	38.625	51.412	65.187	71.126	69.604	69.919	68.000	75.146



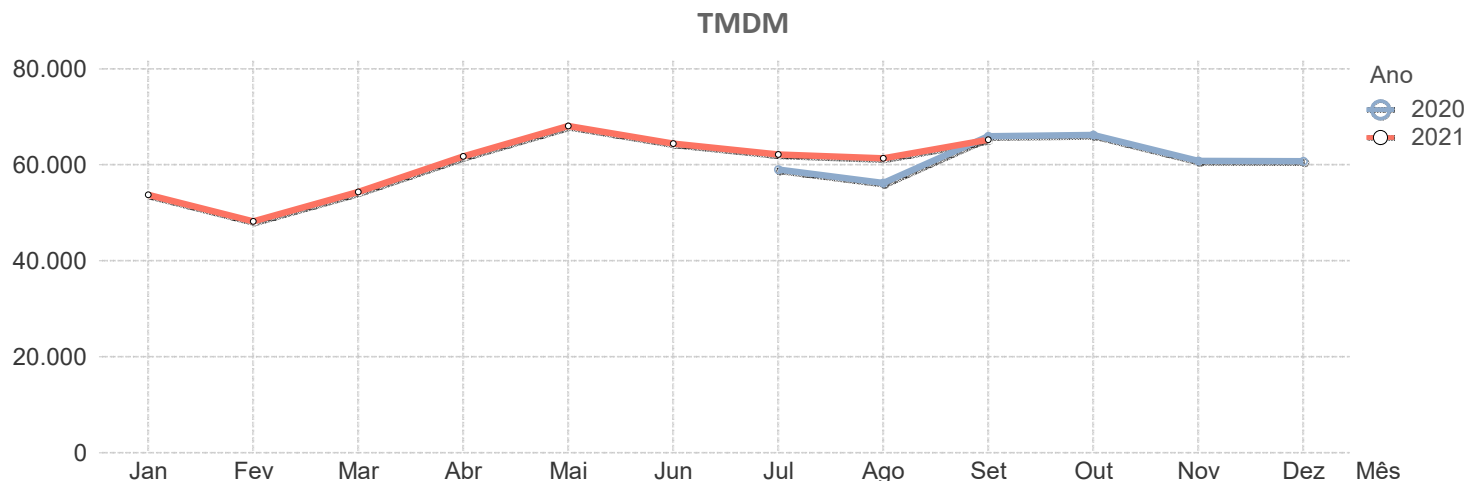
		IC2														
		2020						2021								
Sublanço	..	Jul	Ago	Set	Out	Nov	Dez	Jan	Fev	Mar	Abr	Mai	Jun	Jul	Ago	Set
Praça José Queirós – Portela	..	40.552	41.429	43.518	42.120	34.850	34.176	29.038	25.468	32.849	39.678	44.507	42.714	43.169	43.831	47.410
Portela – Bobadela	..	47.422	42.932	52.738	51.475	45.502	43.102	36.384	28.787	39.085	47.615	51.446	49.731	48.654	44.827	53.578
Bobadela – Ligação EN10	..	22.955	19.394	20.298	18.822	18.387	17.162	13.136	10.046	11.962	19.590	26.348	25.437	24.249	22.414	27.156
Ligação EN10 – Stª Iria de Azóia (A1/IC2)	..	N/D	N/D	N/D	N/D	N/D	N/D	N/D	N/D	N/D	N/D	N/D	N/D	N/D	N/D	N/D
Média Ponderada	..	31.099	28.057	31.077	29.660	26.919	25.530	20.741	16.599	21.214	28.907	34.719	33.491	32.594	30.733	36.153



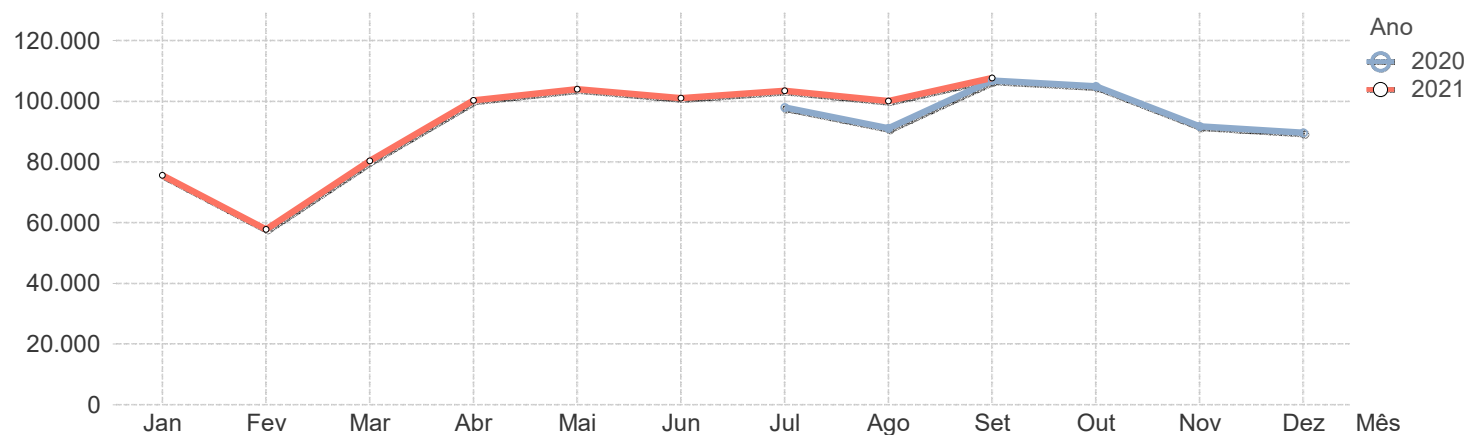
		IC16														
		2020						2021								
Sublanço	..	Jul	Ago	Set	Out	Nov	Dez	Jan	Fev	Mar	Abr	Mai	Jun	Jul	Ago	Set
Pontinha – Stº Eloi	..	58.353	53.140	61.092	59.199	52.417	54.631	39.240	33.307	40.614	50.414	56.813	54.949	60.155	56.431	66.901
Stº Eloi – Á-de-Beja	..	30.981	26.829	32.917	30.348	29.759	31.065	22.487	19.625	23.868	28.135	31.567	30.089	34.617	27.180	35.177
Á-de-Beja – Belas (IC16/CREL)	..	19.918	16.895	20.007	18.827	17.555	18.030	14.541	15.856	15.102	17.975	17.132	17.833	20.514	16.108	20.849
Média Ponderada	..	39.033	34.709	40.901	38.863	35.815	37.295	27.180	24.002	28.395	34.458	38.147	36.960	41.373	35.935	44.208



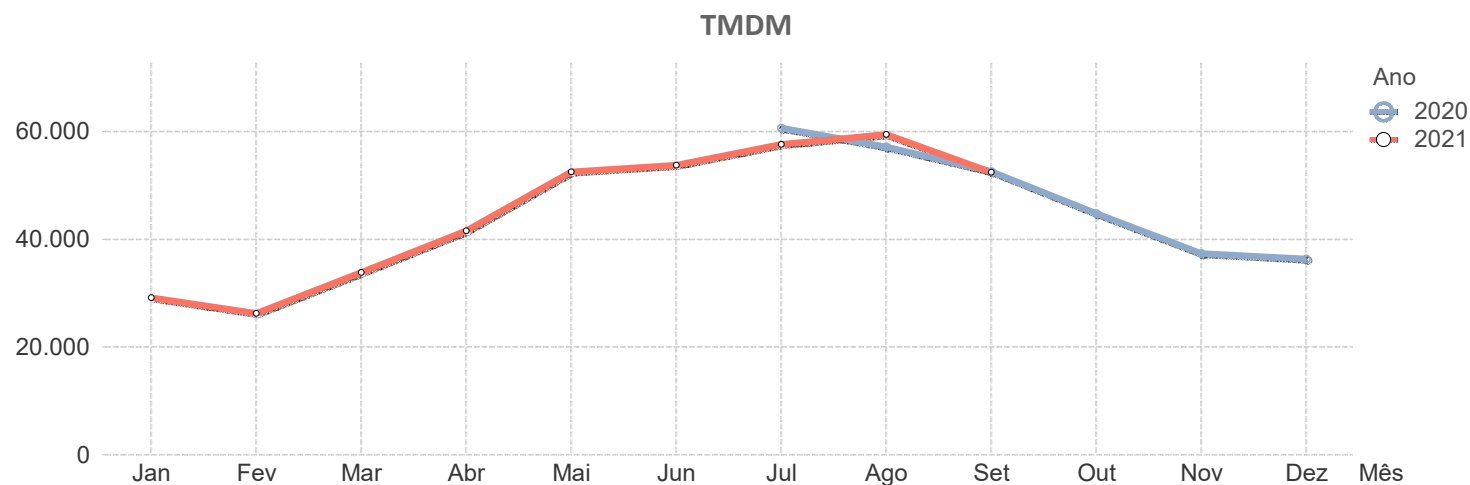
		IC17														
		2020						2021								
Sublanço	..	Jul	Ago	Set	Out	Nov	Dez	Jan	Fev	Mar	Abr	Mai	Jun	Jul	Ago	Set
R. Doca Pesca – Alto do Duque	..	22.454	22.309	21.700	24.594	24.251	23.634	21.491	21.629	21.653	21.674	21.496	21.755	21.659	21.574	21.680
Alto do Duque – Miraflores	..	21.785	20.359	23.937	26.235	24.414	23.940	20.975	18.835	20.480	22.657	23.829	22.589	22.979	23.713	25.018
Miraflores – CRIL/A5	..	N/D	N/D	N/D	N/D	N/D	N/D	N/D	N/D	N/D	N/D	N/D	N/D	N/D	N/D	N/D
CRIL/A5 – Monsanto	..	N/D	N/D	N/D	N/D	N/D	N/D	N/D	N/D	N/D	N/D	N/D	N/D	N/D	N/D	N/D
Monsanto – Zambujal	..	N/D	N/D	N/D	N/D	N/D	N/D	N/D	N/D	N/D	N/D	N/D	N/D	N/D	N/D	N/D
Zambujal – Buraca	..	N/D	N/D	N/D	N/D	N/D	N/D	N/D	N/D	N/D	N/D	N/D	N/D	N/D	N/D	N/D
Buraca – Damaia	..	N/D	N/D	N/D	N/D	N/D	N/D	N/D	N/D	N/D	N/D	N/D	N/D	N/D	N/D	N/D
Damaia – Portas Benfica	..	N/D	N/D	N/D	N/D	N/D	N/D	N/D	N/D	N/D	N/D	N/D	N/D	N/D	N/D	N/D
Portas Benfica – Pedralvas	..	N/D	N/D	N/D	N/D	N/D	N/D	N/D	N/D	N/D	N/D	N/D	N/D	N/D	N/D	N/D
Pedralvas – Alfovelos	..	N/D	N/D	N/D	N/D	N/D	N/D	N/D	N/D	N/D	N/D	N/D	N/D	N/D	N/D	N/D
Alfovelos – Pontinha	..	N/D	N/D	N/D	N/D	N/D	N/D	N/D	N/D	N/D	N/D	N/D	N/D	N/D	N/D	N/D
Pontinha – Patameiras	..	N/D	N/D	N/D	N/D	N/D	N/D	N/D	N/D	N/D	N/D	N/D	N/D	N/D	N/D	N/D
Patameiras – Odivelas	..	N/D	N/D	N/D	N/D	N/D	N/D	N/D	N/D	N/D	N/D	N/D	N/D	N/D	N/D	N/D
Odivelas – Olival Basto	..	87.191	84.451	98.870	96.800	84.773	84.443	67.656	51.964	69.316	86.455	94.920	89.575	91.929	89.521	101.744
Olival Basto – Grilo	..	44.010	41.495	48.931	47.947	41.128	40.596	33.379	27.987	33.145	42.215	47.294	46.831	45.377	42.953	50.240
Grilo – IP7/CRIL	..	86.898	80.447	97.459	98.508	83.660	83.727	67.491	49.932	68.128	87.380	95.060	88.602	81.586	83.437	84.852
IP7/CRIL – Limite Este IC17	..	75.974	72.393	86.414	86.211	85.396	86.149	84.644	85.558	85.851	87.660	98.960	92.219	85.900	85.186	85.786
Média Ponderada	..	59.000	56.236	65.960	66.221	60.853	60.763	53.738	48.203	54.362	61.741	68.089	64.459	62.141	61.375	65.215



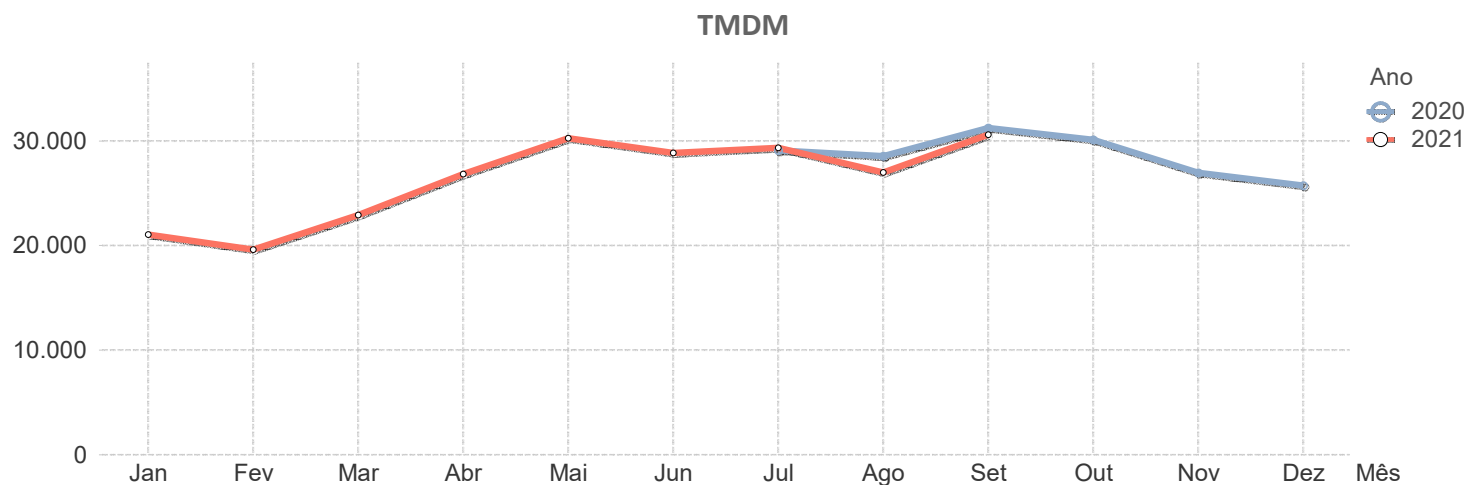
		IC19														
		2020						2021								
Sublanço	..	Jul	Ago	Set	Out	Nov	Dez	Jan	Fev	Mar	Abr	Mai	Jun	Jul	Ago	Set
Limite Este do IC19 – Estado Maior	..	101.859	88.975	115.148	112.886	100.216	97.419	81.549	61.955	90.615	109.086	111.971	106.887	113.179	108.757	116.119
Estado Maior – Damaia	..	105.195	101.896	101.188	106.773	94.133	92.575	83.155	63.701	85.552	107.577	109.280	108.719	111.843	110.119	118.740
Damaia – 4 Caminhos	..	96.256	86.123	107.710	105.277	89.912	91.087	77.960	65.027	84.618	101.649	104.917	100.419	98.663	97.932	104.548
4 Caminhos – EN117	..	85.234	77.982	89.969	90.182	76.814	75.227	67.959	55.001	70.065	82.444	83.107	85.447	86.846	85.762	90.715
EN117 – Hospital	..	113.896	96.670	130.350	127.577	113.012	109.561	79.995	56.774	83.852	126.930	130.235	126.229	126.034	125.595	132.931
Hospital – Palácio	..	115.275	109.291	128.173	126.364	110.308	103.958	92.923	71.325	94.864	124.398	128.458	124.724	126.477	106.824	116.905
Palácio – Queluz	..	119.815	114.016	133.530	130.189	113.266	107.855	96.376	74.578	99.116	122.251	124.139	120.764	123.647	121.920	132.598
Queluz – IC19/CREL	..	102.547	98.340	113.517	112.385	97.154	93.343	83.616	66.503	90.388	104.465	106.422	104.778	108.909	106.846	113.431
IC19/CREL – Tercena	..	106.140	96.612	117.082	115.063	101.836	98.145	84.573	66.036	92.952	106.095	106.234	102.233	110.447	109.958	113.416
Tercena – Consolata	..	102.132	94.201	114.309	111.218	98.982	98.267	83.630	60.631	89.056	101.578	105.844	105.741	111.018	105.725	113.771
Consolata – Aqualva	..	109.587	106.657	115.080	112.446	98.159	97.107	82.716	59.925	81.572	105.066	107.401	107.745	103.537	103.119	111.898
Aqualva – Cacém	..	96.804	95.518	99.080	95.521	85.871	85.540	73.568	59.103	79.307	94.082	102.221	98.781	100.110	98.266	106.602
Cacém – Paiões	..	95.220	93.832	100.229	95.508	85.876	79.846	71.088	62.824	76.523	94.897	97.637	98.605	101.516	96.972	103.246
Paiões – Rio de Mouro	..	95.928	88.737	105.154	105.065	88.133	88.517	74.951	54.238	79.083	97.278	98.886	94.479	99.236	94.695	102.979
Rio de Mouro – Alto do Forte	..	94.709	88.484	102.738	99.243	83.308	81.306	60.343	50.026	63.905	96.905	104.155	96.913	94.872	92.687	100.909
Alto do Forte – Mem Martins	..	73.735	70.270	78.877	78.373	68.216	66.552	57.364	42.344	62.550	74.802	80.485	77.549	77.422	75.422	82.692
Mem Martins – Ranholas	..	68.012	64.874	71.885	69.291	61.138	60.807	48.774	37.062	54.241	65.428	72.238	68.405	69.461	68.769	74.909
Média Ponderada	..	97.968	91.086	106.798	104.960	91.802	89.601	75.574	57.796	80.416	100.280	103.947	101.095	103.474	100.137	107.670

TMDM


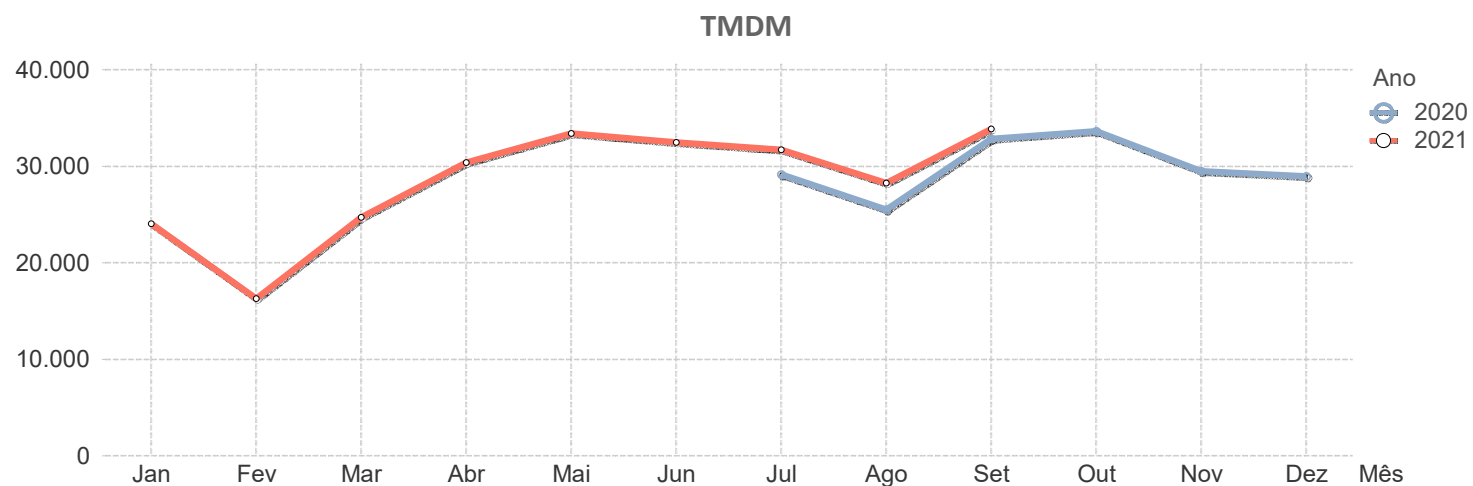
		IC20														
		2020						2021								
Sublanço	..	Jul	Ago	Set	Out	Nov	Dez	Jan	Fev	Mar	Abr	Mai	Jun	Jul	Ago	Set
Almada (A2/IC20) – Monte de Caparica	..	81.651	76.573	73.735	64.838	55.436	54.115	43.824	39.836	49.768	61.008	74.506	75.068	78.917	79.308	74.850
Monte de Caparica – Casas Velhas	..	81.845	76.638	72.937	63.299	53.145	52.095	42.480	39.253	49.841	58.030	72.256	73.473	78.288	79.050	72.876
Casas Velhas – Funchalinho	..	46.689	44.586	38.568	30.864	25.317	24.226	19.177	16.965	22.717	29.133	38.209	39.665	43.762	46.909	38.034
Funchalinho – Capuchos	..	42.868	40.805	35.146	28.764	23.203	22.305	17.351	14.959	20.543	26.974	35.257	36.561	40.019	43.107	34.079
Capuchos – Capuchos (EM10-1)	..	40.008	37.804	32.350	26.542	21.292	20.544	16.062	13.954	18.915	23.669	32.020	33.895	36.744	39.451	31.652
Capuchos (EM10-1) – Costa de Caparica	..	40.008	37.804	32.350	26.542	21.292	20.544	16.062	13.954	18.915	23.669	32.020	33.895	36.744	39.451	31.652
Média Ponderada	..	60.653	57.170	52.585	44.770	37.387	36.339	29.171	26.291	33.887	41.599	52.544	53.770	57.608	59.493	52.445



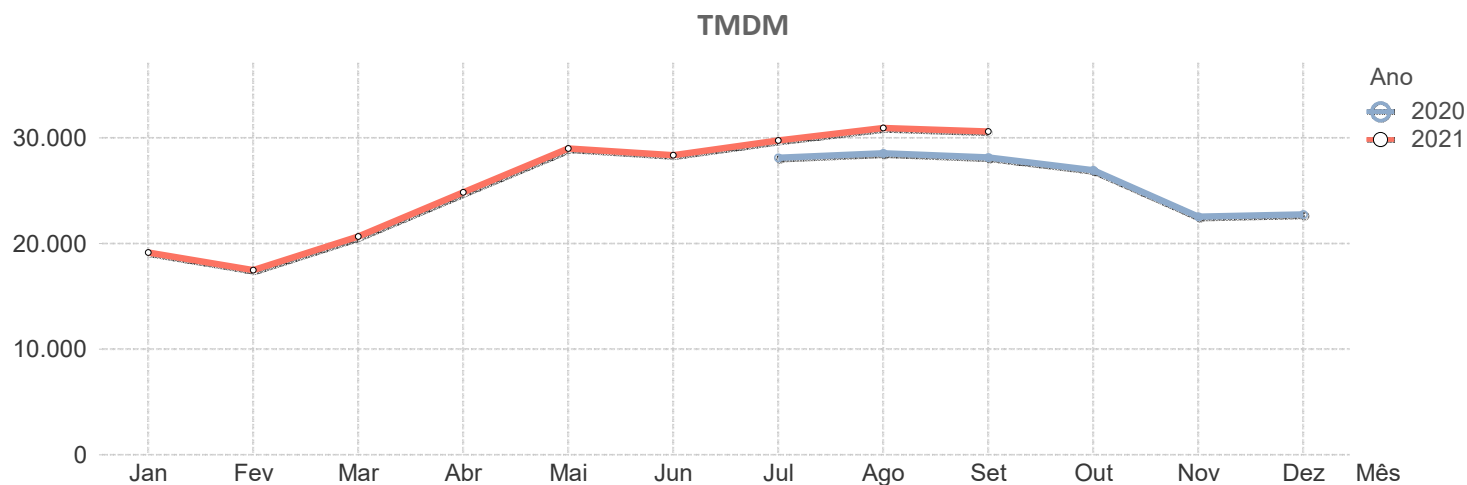
		IC21														
		2020						2021								
Sublanço	..	Jul	Ago	Set	Out	Nov	Dez	Jan	Fev	Mar	Abr	Mai	Jun	Jul	Ago	Set
Coina (A2/IC21) – Penalva	..	32.347	31.882	33.982	32.387	28.568	27.618	22.760	21.731	25.293	29.428	33.661	31.909	33.377	30.611	34.087
Penalva – Penalva (A33/IC21)	..	32.347	31.882	33.982	32.387	28.568	27.618	22.760	21.731	25.293	29.428	33.661	31.909	33.377	30.611	34.087
Penalva (A33/IC21) – Stº António Charneca	..	30.531	30.302	32.992	31.614	28.276	27.372	22.362	20.708	24.269	28.624	32.408	30.938	31.538	29.123	33.122
Stº António Charneca – Quinta da Lomba	..	31.030	30.572	33.974	32.894	29.532	27.668	22.467	20.747	24.207	28.309	31.770	30.339	30.443	27.971	31.977
Quinta da Lomba – Alto do Seixalinho	..	22.202	21.113	23.915	23.554	21.520	20.181	16.426	15.065	17.626	20.640	22.733	21.775	21.521	19.770	22.829
Alto do Seixalinho – Barreiro	..	18.584	17.249	19.554	19.346	17.893	17.320	14.357	13.015	15.259	18.090	19.642	18.844	18.391	16.969	19.441
Média Ponderada	..	29.098	28.538	31.238	30.110	26.955	25.744	21.055	19.626	22.920	26.839	30.259	28.843	29.360	26.999	30.609



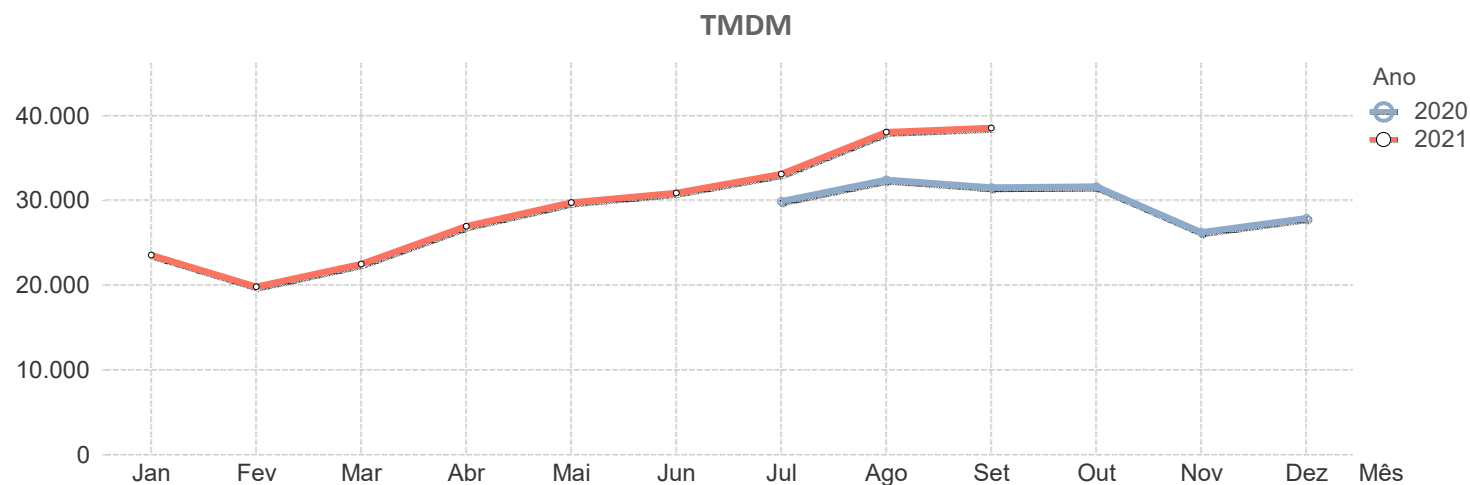
		IC22														
		2020						2021								
Sublanço	..	Jul	Ago	Set	Out	Nov	Dez	Jan	Fev	Mar	Abr	Mai	Jun	Jul	Ago	Set
Olival Basto – Ramada	..	39.139	34.181	43.658	44.439	39.053	38.329	32.094	20.598	32.751	40.421	44.423	43.448	43.043	38.332	44.607
Ramada – Montemor	..	15.856	13.916	18.412	19.227	16.752	16.437	13.345	10.572	13.975	16.978	18.700	17.829	16.628	14.824	19.535
Média Ponderada		29.161	25.496	32.838	33.634	29.495	28.947	24.059	16.301	24.704	30.374	33.399	32.468	31.722	28.257	33.862



		CSB														
		2020						2021								
Sublanço	..	Jul	Ago	Set	Out	Nov	Dez	Jan	Fev	Mar	Abr	Mai	Jun	Jul	Ago	Set
Braga Sul – Celeirós (A11)	..	18.376	20.341	18.238	16.667	13.343	13.481	11.332	10.604	12.612	15.122	18.036	18.150	19.777	22.782	20.347
Celeirós (A11) – EN14	..	28.617	31.007	28.459	26.666	21.628	21.805	18.490	16.880	20.125	24.726	29.447	28.851	30.800	34.472	32.019
EN14 – EN309	..	31.582	30.304	31.666	30.874	26.292	26.493	22.339	20.284	23.889	28.615	33.119	32.159	33.401	32.758	34.260
EN309 – EN101	..	35.705	34.261	36.003	35.179	30.131	30.465	25.579	23.175	27.321	32.698	37.519	36.340	37.338	36.236	38.228
EN101 – Circular Sul de Braga	..	40.312	39.089	40.478	40.012	34.334	34.659	28.996	26.108	30.774	36.942	42.301	40.741	41.376	40.251	42.567
Média Ponderada	..	28.124	28.541	28.135	26.944	22.533	22.743	19.138	17.469	20.663	24.859	28.988	28.359	29.742	30.931	30.599



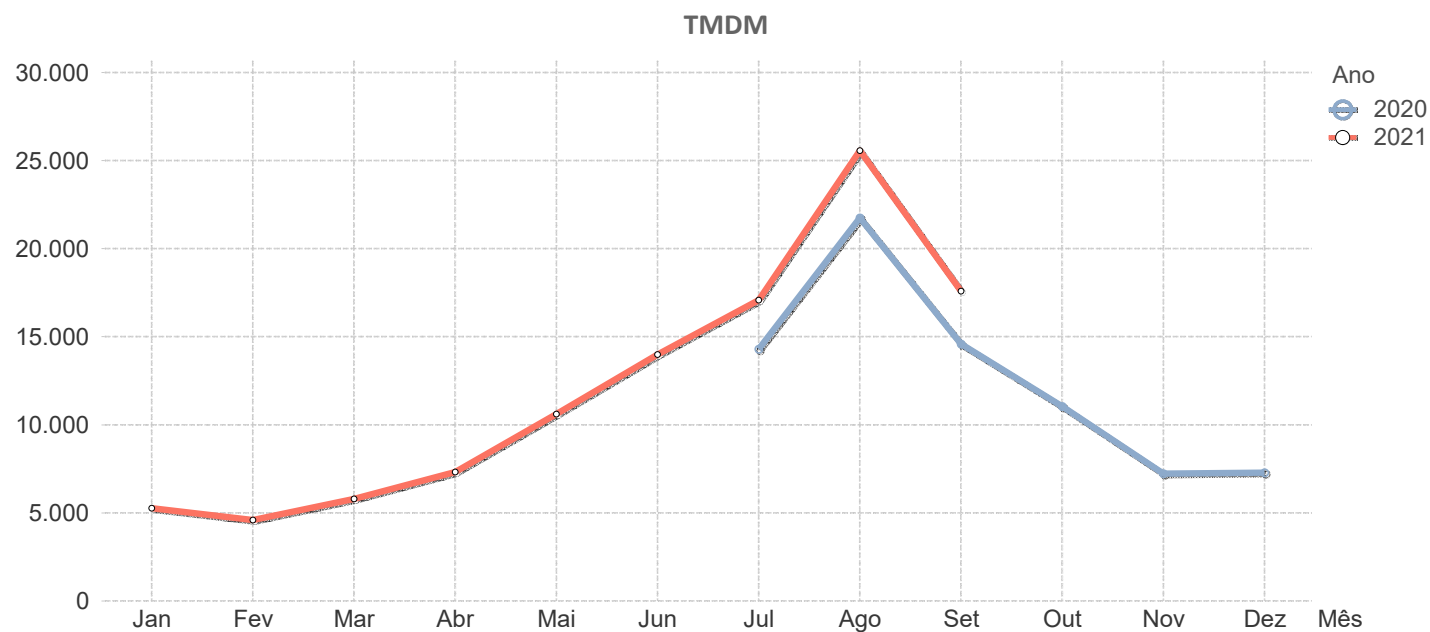
		VRI														
		2020						2021								
Sublanço	..	Jul	Ago	Set	Out	Nov	Dez	Jan	Fev	Mar	Abr	Mai	Jun	Jul	Ago	Set
Aeroporto – São Brás	..	34.258	33.616	34.339	33.289	27.224	28.555	24.365	20.775	23.640	26.151	27.625	28.599	38.204	39.443	40.685
São Brás – VILPL	..	28.278	31.355	30.021	30.238	25.633	27.197	23.192	19.197	21.662	27.272	30.756	32.374	31.983	37.376	38.091
VILPL – Custóias	..	32.673	34.713	34.419	34.613	27.475	29.359	24.192	21.124	24.198	26.380	27.859	27.865	34.538	39.273	39.072
Média Ponderada	..	29.903	32.437	31.532	31.655	26.251	27.887	23.549	19.837	22.498	26.949	29.741	30.870	33.117	38.042	38.541



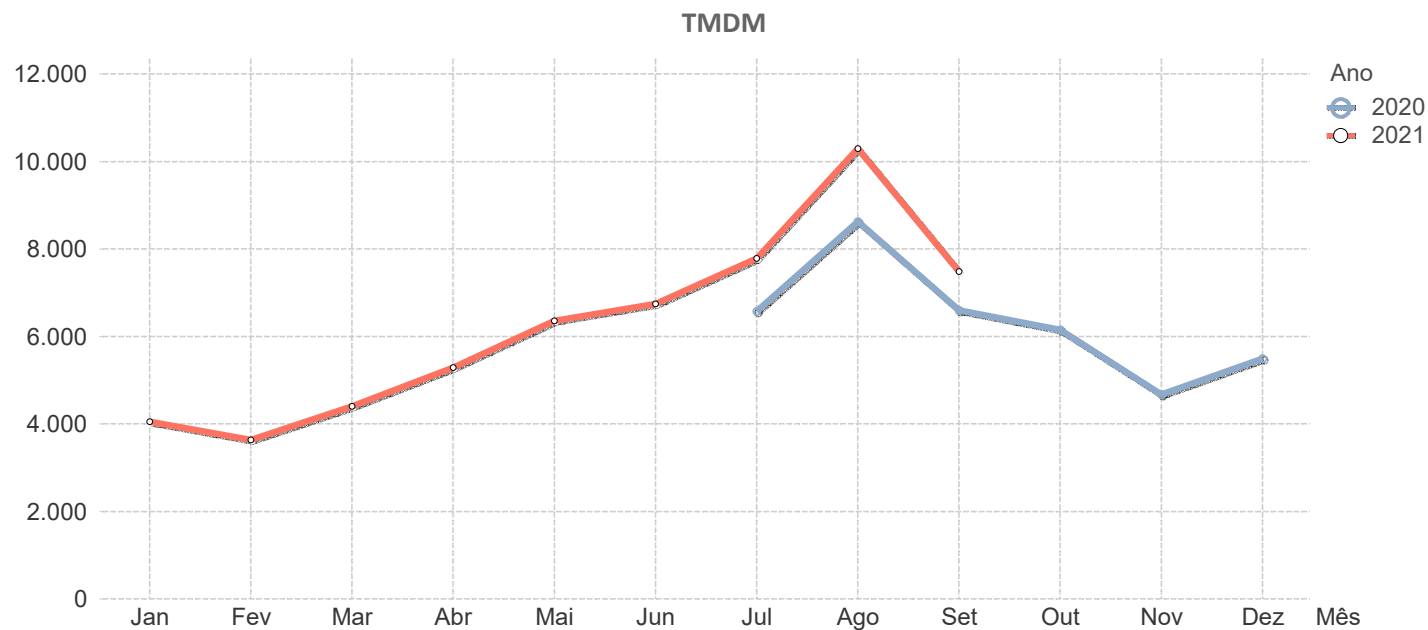
B

Tráfego Médio Diário Mensal por Concessão

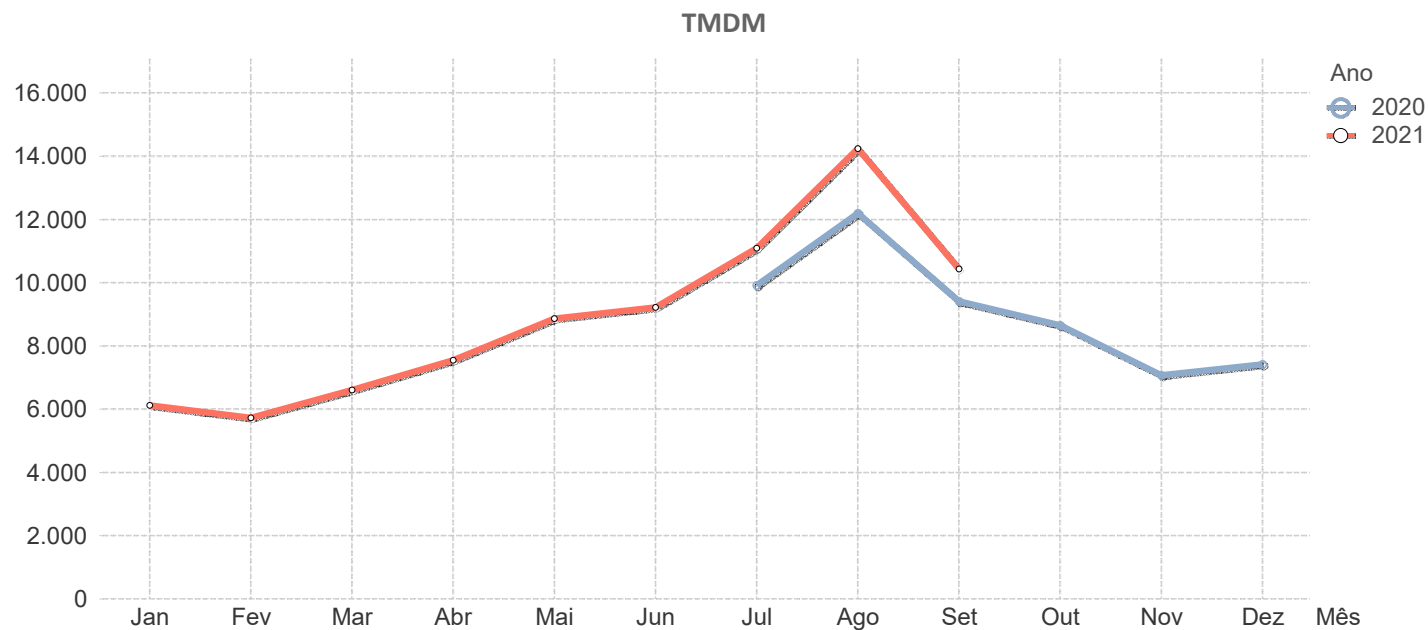
		Algarve														
		2020						2021								
Estrada	..	Jul	Ago	Set	Out	Nov	Dez	Jan	Feb	Mar	Abr	Mai	Jun	Jul	Ago	Set
A22	..	14.304	21.749	14.582	11.039	7.229	7.291	5.261	4.601	5.802	7.330	10.617	13.981	17.084	25.554	17.584
Média Ponderada		14.304	21.749	14.582	11.039	7.229	7.291	5.261	4.601	5.802	7.330	10.617	13.981	17.084	25.554	17.584



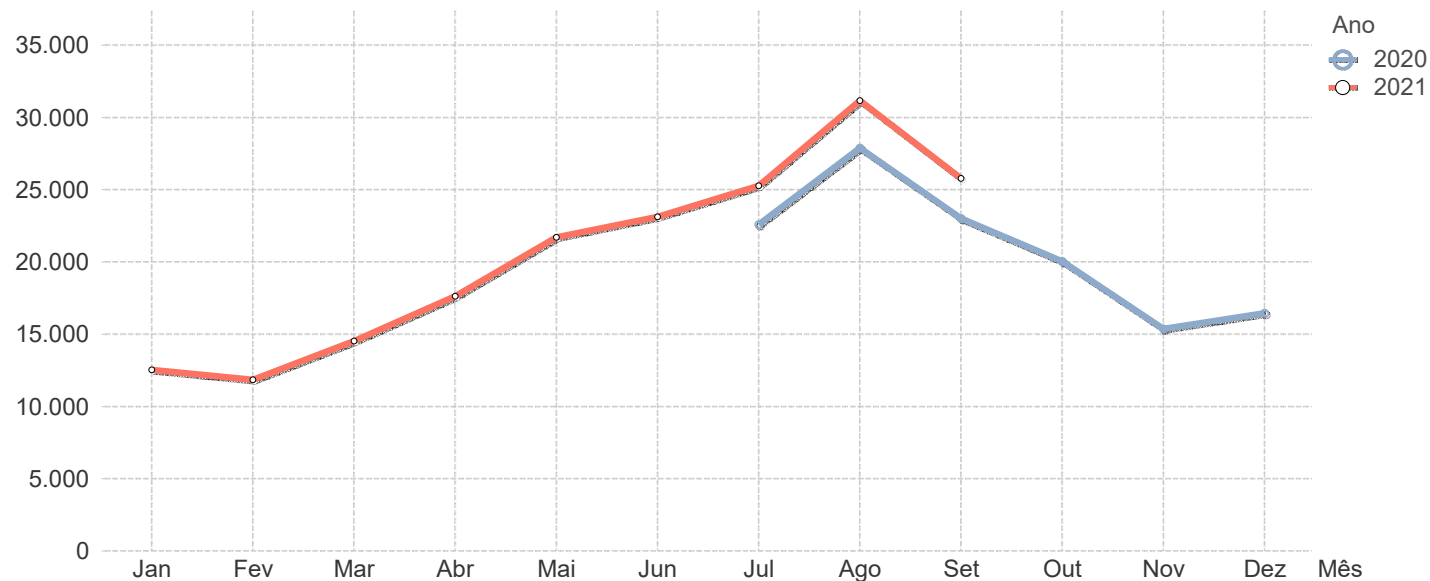
		Beira Interior														
		2020						2021								
Estrada	..	Jul	Ago	Set	Out	Nov	Dez	Jan	Feb	Mar	Abr	Mai	Jun	Jul	Ago	Set
A23	..	6.580	8.627	6.599	6.152	4.677	5.499	4.058	3.637	4.407	5.292	6.360	6.746	7.785	10.294	7.485
Média Ponderada		6.580	8.627	6.599	6.152	4.677	5.499	4.058	3.637	4.407	5.292	6.360	6.746	7.785	10.294	7.485



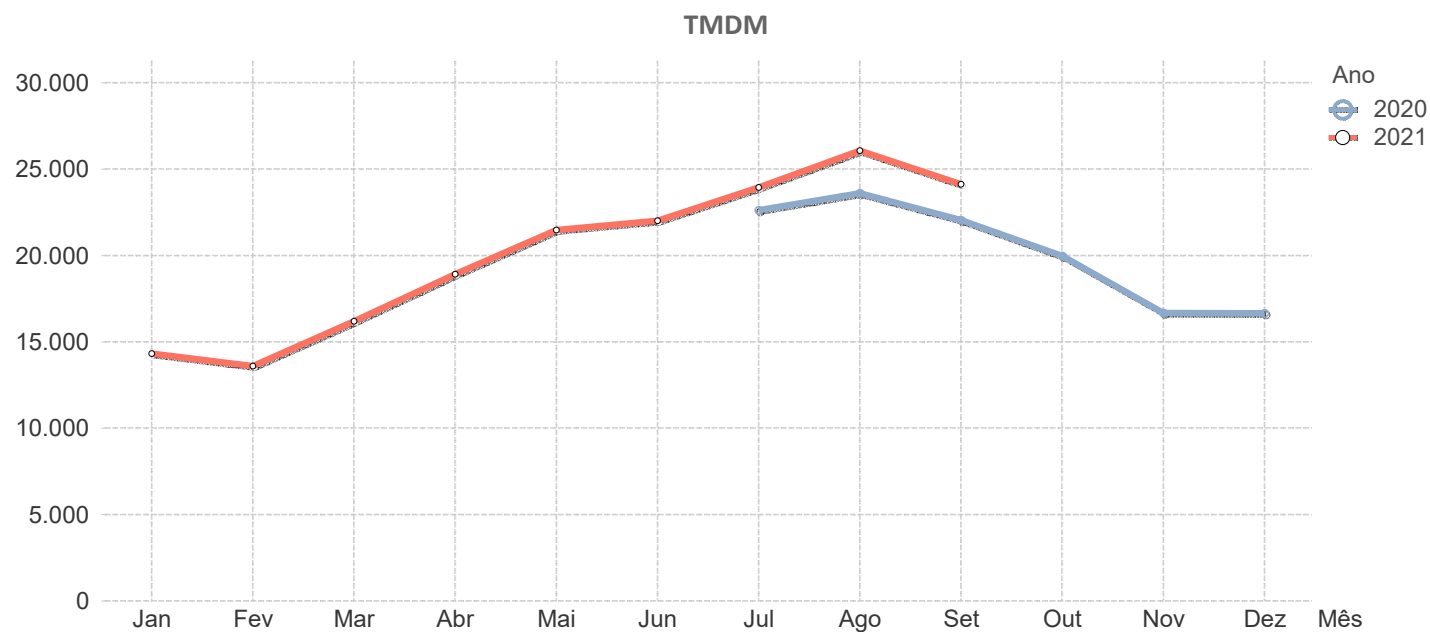
Beiras Litoral e Alta																
		2020						2021								
Estrada	..	Jul	Ago	Set	Out	Nov	Dez	Jan	Feb	Mar	Abr	Mai	Jun	Jul	Ago	Set
A25	..	9.922	12.198	9.419	8.654	7.076	7.417	6.122	5.732	6.611	7.555	8.865	9.223	11.093	14.239	10.438
Média Ponderada		9.922	12.198	9.419	8.654	7.076	7.417	6.122	5.732	6.611	7.555	8.865	9.223	11.093	14.239	10.438



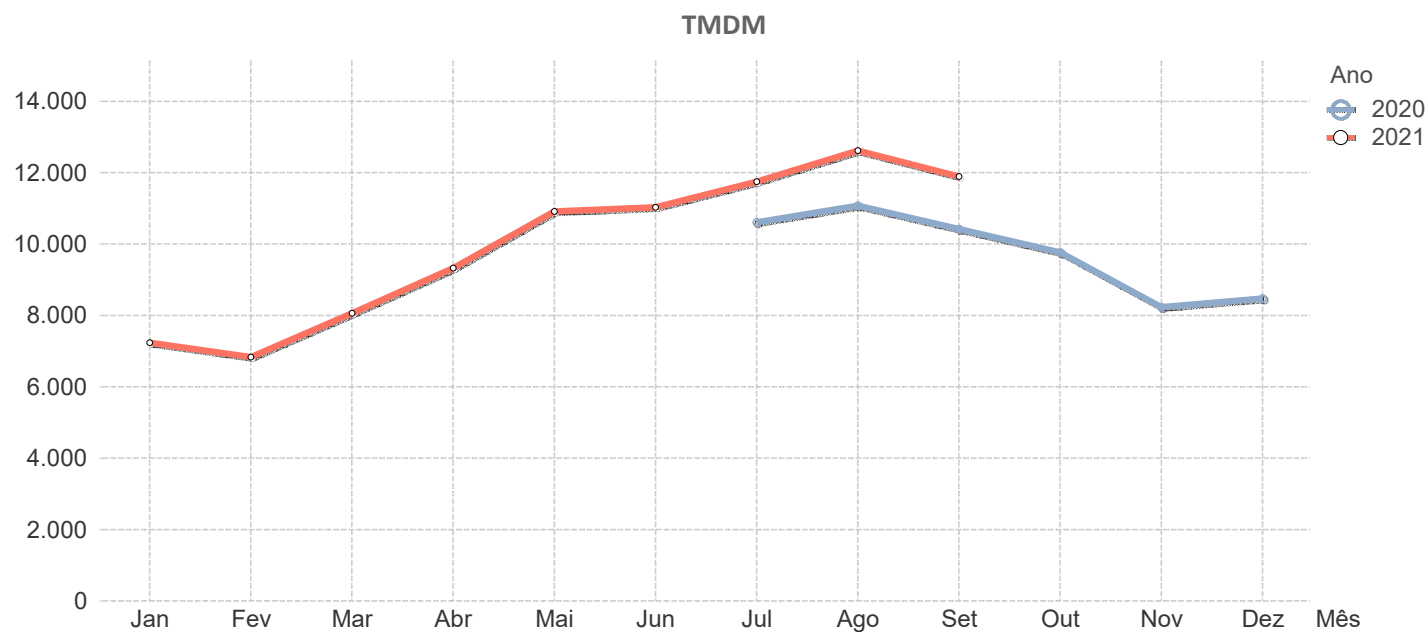
		Brisa														
		2020						2021								
Estrada	..	Jul	Ago	Set	Out	Nov	Dez	Jan	Fev	Mar	Abr	Mai	Jun	Jul	Ago	Set
A1		33.597	43.349	35.735	31.759	24.223	26.408	19.765	18.761	23.019	28.177	34.322	35.688	38.134	48.789	40.229
A2		22.207	31.012	20.937	15.765	10.971	11.952	8.541	8.222	10.614	13.098	17.250	21.056	25.554	34.293	23.427
A3		24.667	26.853	24.547	22.723	18.027	18.160	15.539	14.694	17.244	19.927	24.080	24.546	26.141	30.239	27.337
A4		34.380	37.309	33.939	30.476	25.047	26.418	21.925	20.989	24.413	28.804	33.960	34.070	36.081	40.515	36.202
A5		77.521	70.210	82.930	78.801	67.741	68.862	52.824	46.965	58.338	72.362	85.169	83.129	82.087	76.496	91.131
A6		5.256	6.290	5.288	4.860	3.704	4.075	2.946	2.811	3.454	3.986	5.435	5.697	6.176	7.443	6.471
A9		17.945	17.110	20.003	20.005	16.376	17.191	12.510	11.566	14.225	17.594	20.605	20.150	19.828	19.272	23.254
A10		7.208	8.467	7.613	7.102	3.878	5.953	4.365	4.225	5.217	6.211	7.394	8.087	8.301	9.388	8.754
A12		21.891	23.894	20.784	18.174	14.092	15.042	10.944	10.083	12.632	15.530	19.781	21.138	23.061	25.545	23.187
A12-1		6.749	6.081	6.775	6.930	6.470	5.828	5.269	4.971	5.745	6.414	7.350	7.304	6.987	6.379	7.258
A13		5.821	10.784	6.198	4.012	2.622	2.823	2.148	2.105	2.659	3.255	4.216	6.257	8.141	12.963	7.380
A14		10.115	11.187	8.620	6.997	5.526	5.779	4.703	4.465	5.449	6.413	8.024	8.546	9.678	11.655	8.727
CSB		28.124	28.541	28.135	26.944	22.533	22.743	19.138	17.469	20.663	24.859	28.988	28.359	29.742	30.931	30.599
Média Ponderada		22.587	27.882	23.012	20.043	15.362	16.460	12.546	11.854	14.542	17.631	21.703	23.129	25.266	31.160	25.788

TMDM


		Costa de Prata														
		2020						2021								
Estrada	..	Jul	Ago	Set	Out	Nov	Dez	Jan	Fev	Mar	Abr	Mai	Jun	Jul	Ago	Set
A17	..	11.653	14.601	11.636	10.241	8.259	8.392	7.019	6.881	8.185	9.377	10.854	11.398	13.092	17.045	13.415
A25	..	28.437	32.106	26.154	22.692	18.487	18.766	15.538	13.926	17.980	21.635	25.497	26.627	30.423	36.118	29.051
A29	..	22.135	21.437	22.068	20.496	17.217	17.109	14.961	14.505	16.721	19.463	21.826	21.980	23.259	23.224	24.005
A44	..	67.035	62.230	65.644	60.538	53.584	52.430	46.073	43.426	51.141	57.790	62.409	64.653	65.877	64.943	66.821
Média Ponderada	..	22.638	23.610	22.050	19.981	16.674	16.671	14.319	13.607	16.206	18.922	21.484	22.018	23.944	26.072	24.134

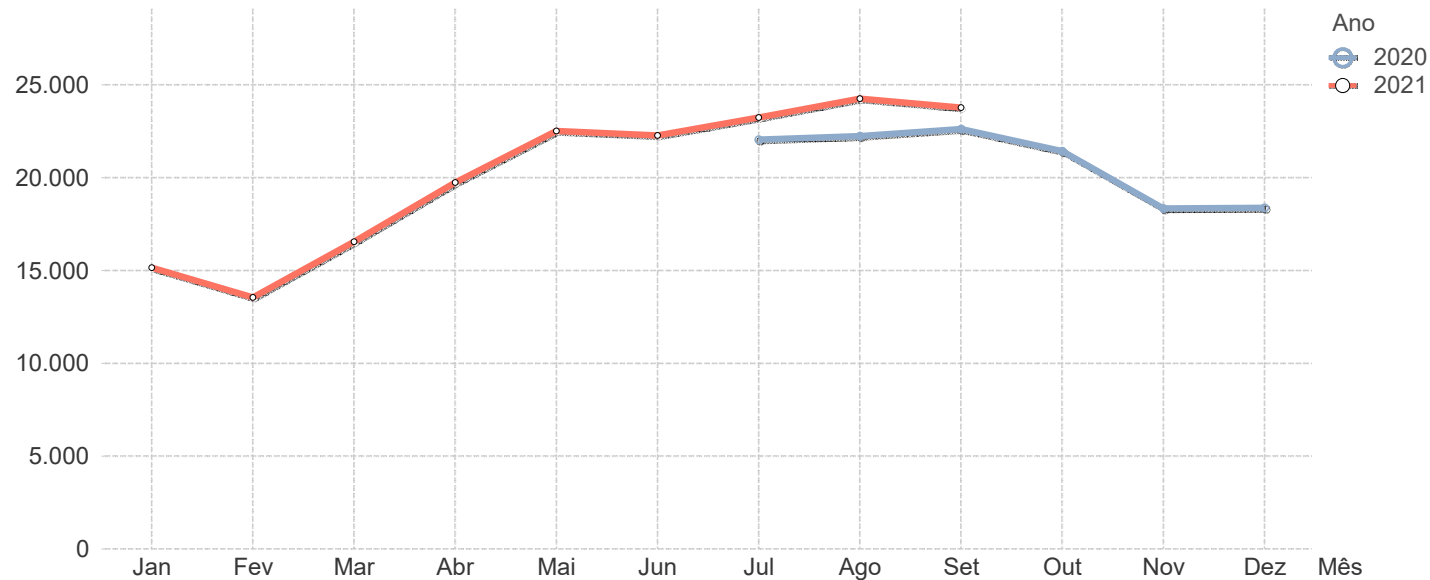


		Douro Litoral														
		2020						2021								
Estrada	..	Jul	Ago	Set	Out	Nov	Dez	Jan	Fev	Mar	Abr	Mai	Jun	Jul	Ago	Set
A32	..	8.798	8.439	8.634	8.250	7.071	7.265	6.265	5.948	6.974	7.982	9.252	9.191	9.757	9.586	9.848
A41	..	12.994	14.413	12.818	11.833	9.821	10.105	8.568	8.084	9.537	11.160	13.179	13.353	14.427	16.432	14.579
A43	..	6.678	6.053	6.391	6.153	5.451	5.704	4.893	4.551	5.491	6.182	6.972	7.562	7.220	6.888	7.484
Média Ponderada	..	10.604	11.078	10.421	9.762	8.230	8.474	7.234	6.833	8.057	9.329	10.911	11.033	11.748	12.614	11.888

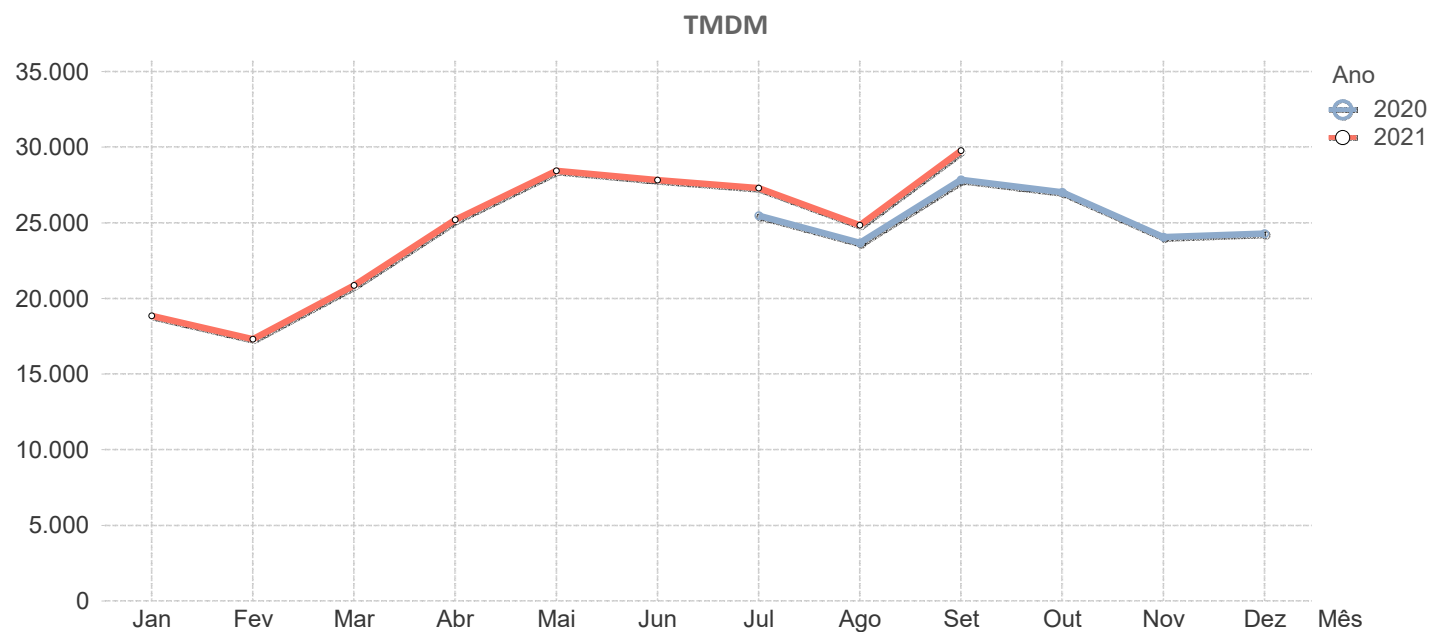


Infraestruturas de Portugal

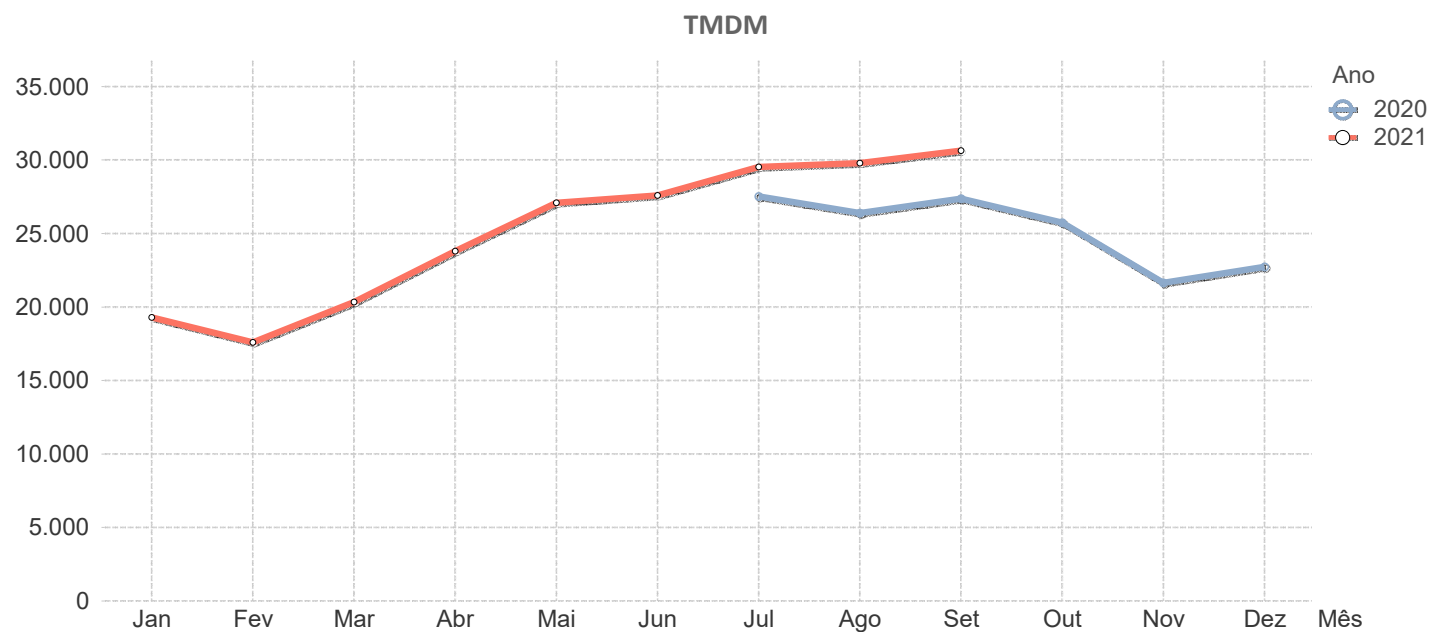
Estrada	2020						2021								
	Jul	Ago	Set	Out	Nov	Dez	Jan	Fev	Mar	Abr	Mai	Jun	Jul	Ago	Set
A1	89.382	92.912	97.039	90.259	77.816	77.305	66.538	62.684	71.913	83.366	95.283	93.085	97.200	99.226	99.776
A3	14.759	17.099	14.409	13.850	10.751	9.220	9.109	8.554	9.504	8.737	13.356	14.343	15.554	20.006	16.452
A4	7.833	9.473	7.786	7.284	5.962	6.349	5.084	4.843	5.732	6.630	7.926	7.934	8.876	11.438	8.711
A8	5.369	6.922	5.406	4.778	3.982	3.906	3.126	2.968	3.643	4.298	5.251	5.563	6.233	8.342	6.299
A13	4.794	5.703	4.831	4.474	3.622	3.760	2.873	2.804	3.465	4.050	4.765	4.974	5.406	6.403	5.504
A13-1	3.802	4.581	3.794	3.574	2.826	2.960	2.322	2.285	2.744	3.150	3.797	4.047	4.415	5.313	4.785
A19	11.098	10.715	11.485	11.381	10.666	10.263	8.359	7.958	9.287	10.590	11.780	11.602	11.851	11.458	12.091
A20	86.124	85.654	88.253	81.441	69.100	67.910	59.102	56.051	65.206	75.199	85.435	86.675	86.909	87.664	89.083
A21	13.595	13.467	13.095	11.762	9.555	10.258	7.432	7.008	8.842	11.110	13.511	13.357	14.172	14.622	14.521
A22	9.982	13.864	9.414	6.863	3.863	4.296	2.330	1.928	658	1.934	7.972	11.186	11.229	16.328	11.207
A23	13.796	16.782	13.825	12.551	9.937	11.332	8.053	7.737	9.565	11.304	13.898	13.814	15.892	18.435	15.537
A24	4.297	5.983	4.321	3.766	2.925	2.052	2.517	2.450	2.976	3.569	4.244	4.471	5.095	7.330	5.053
A28	117.419	111.087	115.538	106.939	92.061	87.371	81.158	78.650	84.109	97.906	113.388	108.902	114.137	115.386	118.677
A33	29.389	27.750	29.023	27.105	23.155	24.146	18.435	16.940	20.703	24.809	29.134	28.767	30.118	29.059	30.511
A43	37.436	33.559	36.896	34.996	30.993	31.143	26.944	25.080	29.314	34.358	38.345	38.181	37.994	35.630	39.148
A44	60.830	55.490	60.580	57.121	50.198	51.539	43.448	36.887	43.488	49.547	59.591	61.094	60.574	57.444	62.502
IP7	67.265	60.398	71.263	71.769	61.590	57.889	48.324	38.625	51.412	65.187	71.126	69.604	69.919	68.000	75.146
IC2	31.099	28.057	31.077	29.660	26.919	25.530	20.741	16.599	21.214	28.907	34.719	33.491	32.594	30.733	36.153
IC16	39.033	34.709	40.901	38.863	35.815	37.295	27.180	24.002	28.395	34.458	38.147	36.960	41.373	35.935	44.208
IC17	59.000	56.236	65.960	66.221	60.853	60.763	53.738	48.203	54.362	61.741	68.089	64.459	62.141	61.375	65.215
IC19	97.968	91.086	106.798	104.960	91.802	89.601	75.574	57.796	80.416	100.280	103.947	101.095	103.474	100.137	107.670
IC20	60.653	57.170	52.585	44.770	37.387	36.339	29.171	26.291	33.887	41.599	52.544	53.770	57.608	59.493	52.445
IC21	29.098	28.538	31.238	30.110	26.955	25.744	21.055	19.626	22.920	26.839	30.259	28.843	29.360	26.999	30.609
IC22	29.161	25.496	32.838	33.634	29.495	28.947	24.059	16.301	24.704	30.374	33.399	32.468	31.722	28.257	33.862
Média Ponderada	22.055	22.230	22.623	21.423	18.341	18.378	15.160	13.551	16.554	19.738	22.519	22.270	23.239	24.249	23.778

TMDM


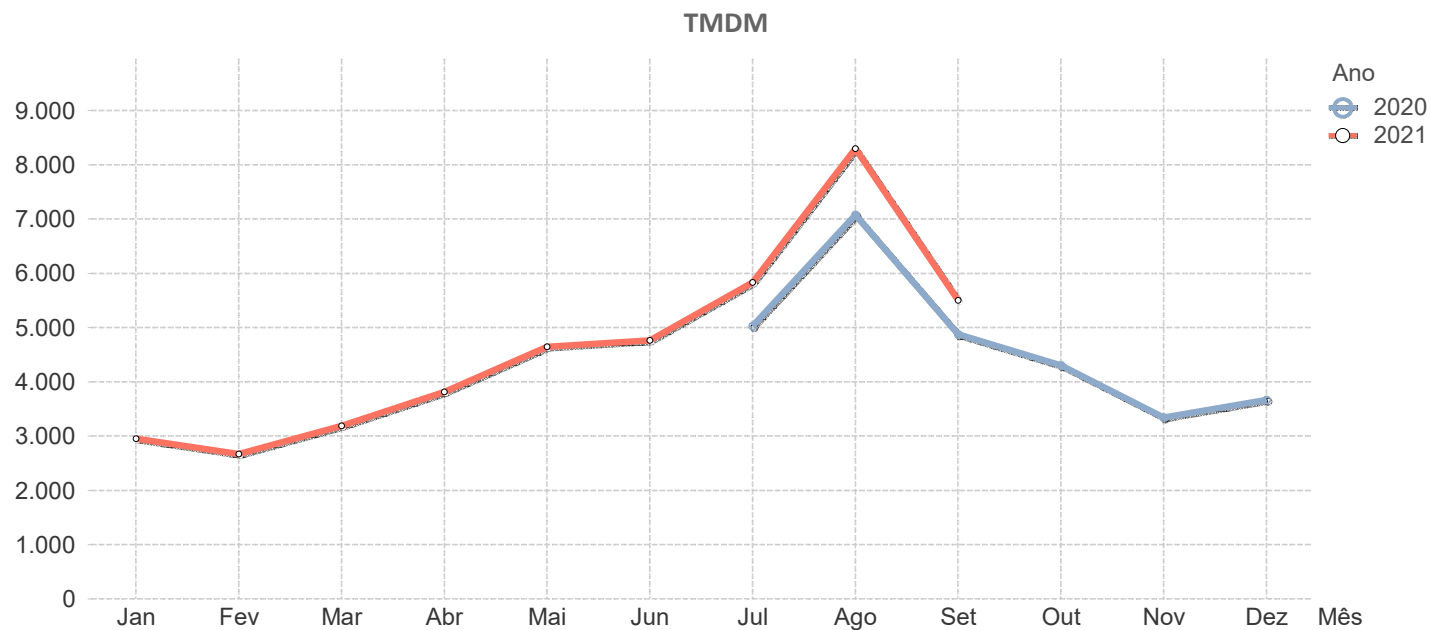
Grande Lisboa																
		2020						2021								
Estrada	..	Jul	Ago	Set	Out	Nov	Dez	Jan	Fev	Mar	Abr	Mai	Jun	Jul	Ago	Set
A16	..	25.482	23.684	27.844	27.032	24.066	24.288	18.860	17.309	20.862	25.210	28.440	27.820	27.302	24.845	29.767
Média Ponderada		25.482	23.684	27.844	27.032	24.066	24.288	18.860	17.309	20.862	25.210	28.440	27.820	27.302	24.845	29.767



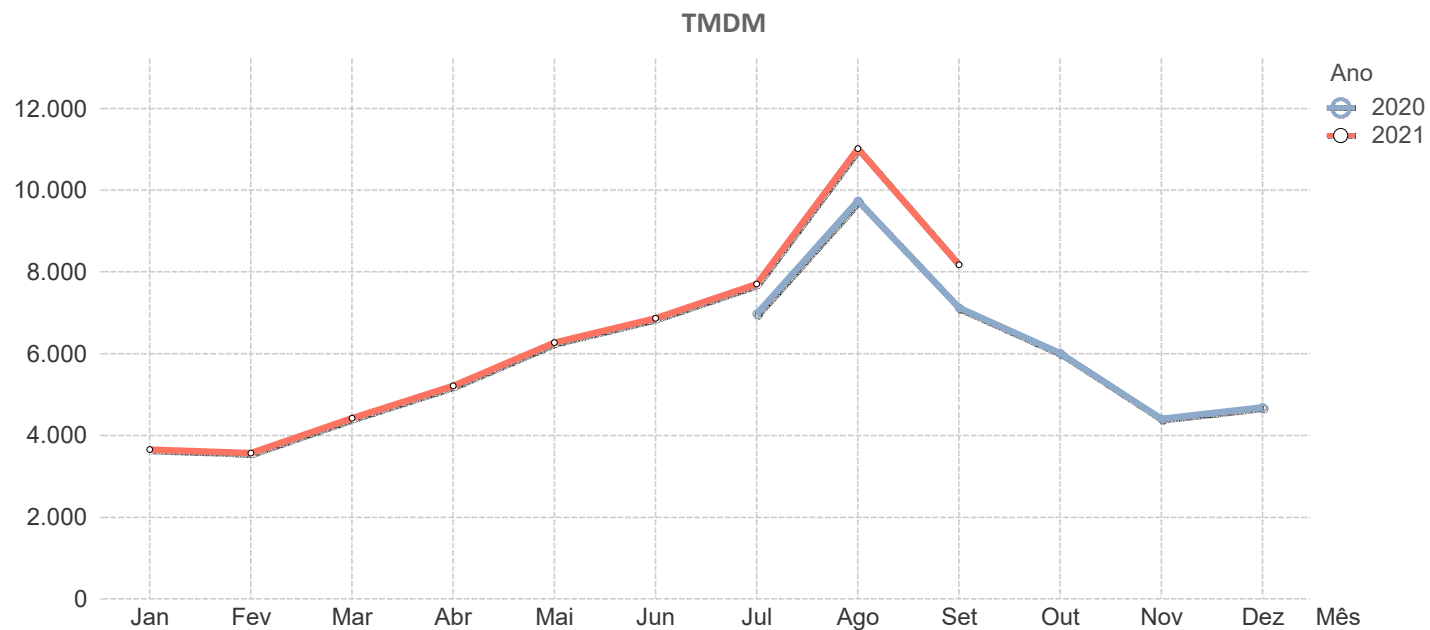
		Grande Porto														
		2020						2021								
Estrada	..	Jul	Ago	Set	Out	Nov	Dez	Jan	Fev	Mar	Abr	Mai	Jun	Jul	Ago	Set
A4	..	48.418	45.198	49.818	47.068	37.917	40.578	33.350	29.063	33.764	40.255	46.107	49.453	50.720	49.893	53.569
A41	..	29.894	28.293	29.061	27.011	23.075	24.055	20.452	18.791	21.884	25.667	29.347	29.364	31.979	31.995	32.580
A42	..	15.031	14.839	14.737	13.851	12.027	12.456	11.039	10.731	12.186	13.777	15.544	15.250	16.668	17.020	16.922
VRI	..	29.903	32.437	31.532	31.655	26.251	27.887	23.549	19.837	22.498	26.949	29.741	30.870	33.117	38.042	38.541
Média Ponderada	..	27.522	26.387	27.373	25.745	21.652	22.739	19.301	17.596	20.335	23.800	27.093	27.593	29.540	29.802	30.634



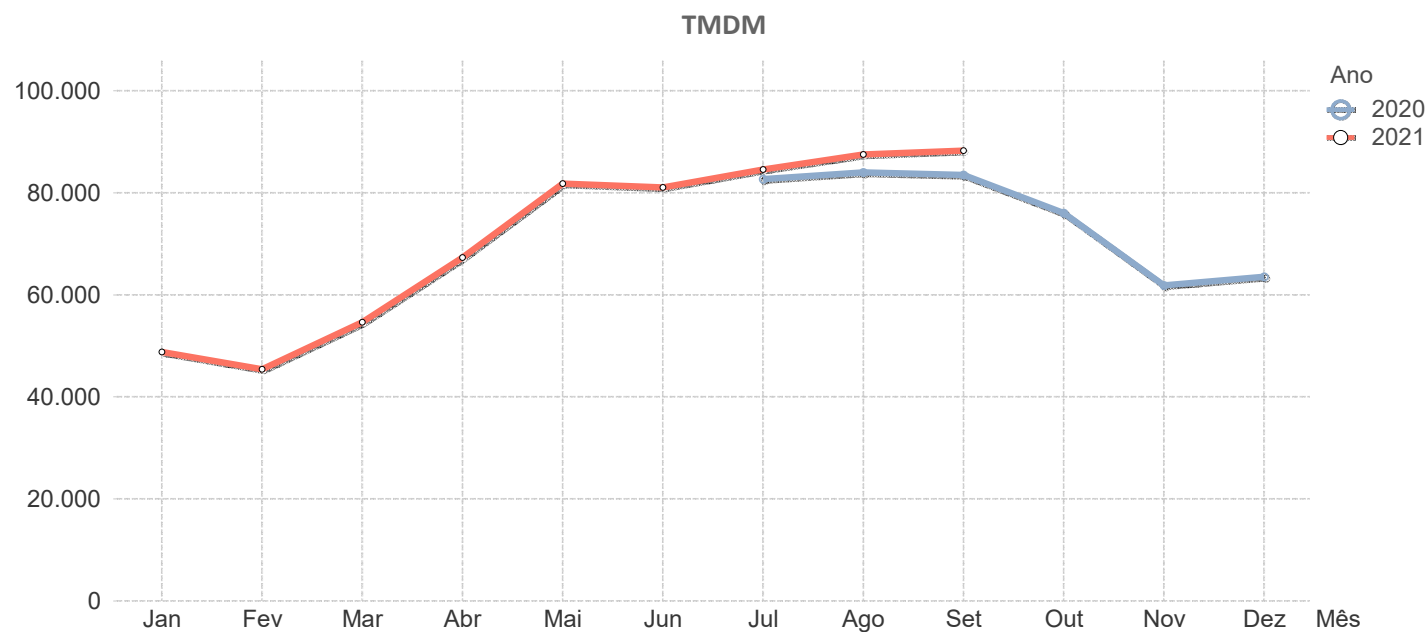
		Interior Norte														
		2020						2021								
Estrada	..	Jul	Ago	Set	Out	Nov	Dez	Jan	Feb	Mar	Abr	Mai	Jun	Jul	Ago	Set
A24	..	5.030	7.080	4.879	4.306	3.346	3.671	2.954	2.674	3.191	3.819	4.650	4.763	5.834	8.298	5.501
Média Ponderada		5.030	7.080	4.879	4.306	3.346	3.671	2.954	2.674	3.191	3.819	4.650	4.763	5.834	8.298	5.501



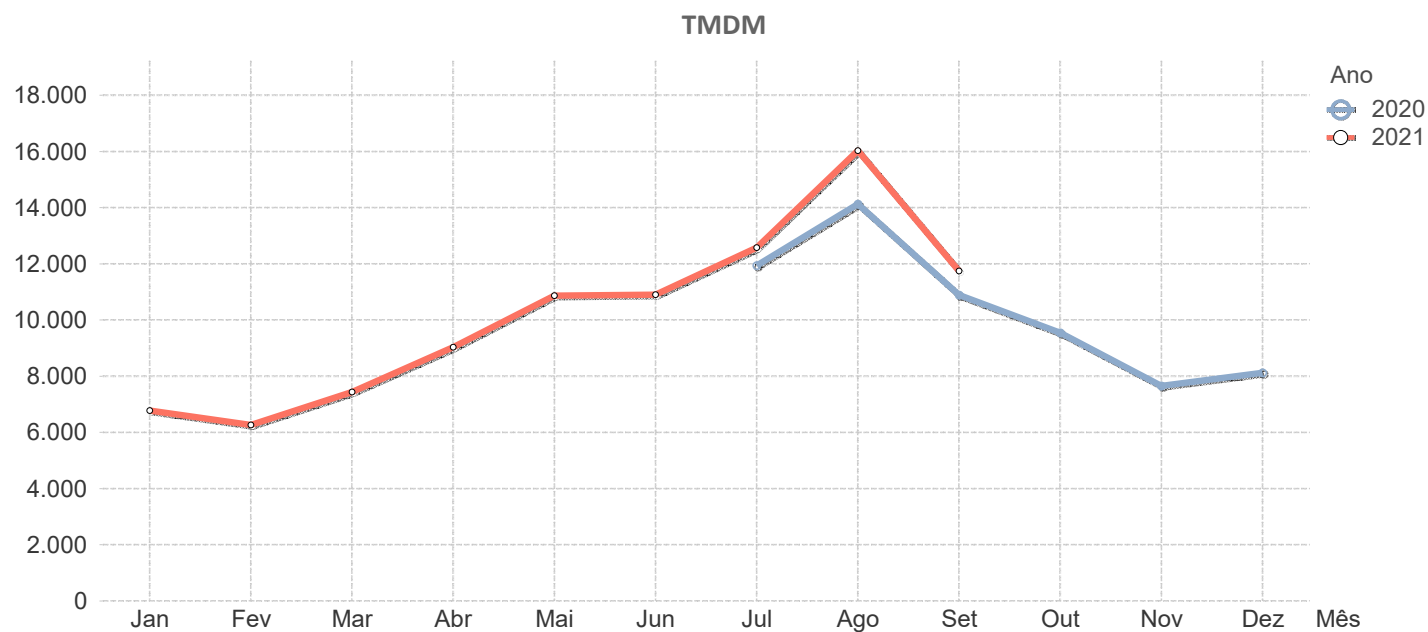
		Litoral Centro														
		2020						2021								
Estrada	..	Jul	Ago	Set	Out	Nov	Dez	Jan	Feb	Mar	Abr	Mai	Jun	Jul	Ago	Set
A17	..	6.979	9.744	7.128	6.014	4.412	4.689	3.655	3.572	4.422	5.213	6.269	6.864	7.708	11.015	8.172
Média Ponderada		6.979	9.744	7.128	6.014	4.412	4.689	3.655	3.572	4.422	5.213	6.269	6.864	7.708	11.015	8.172



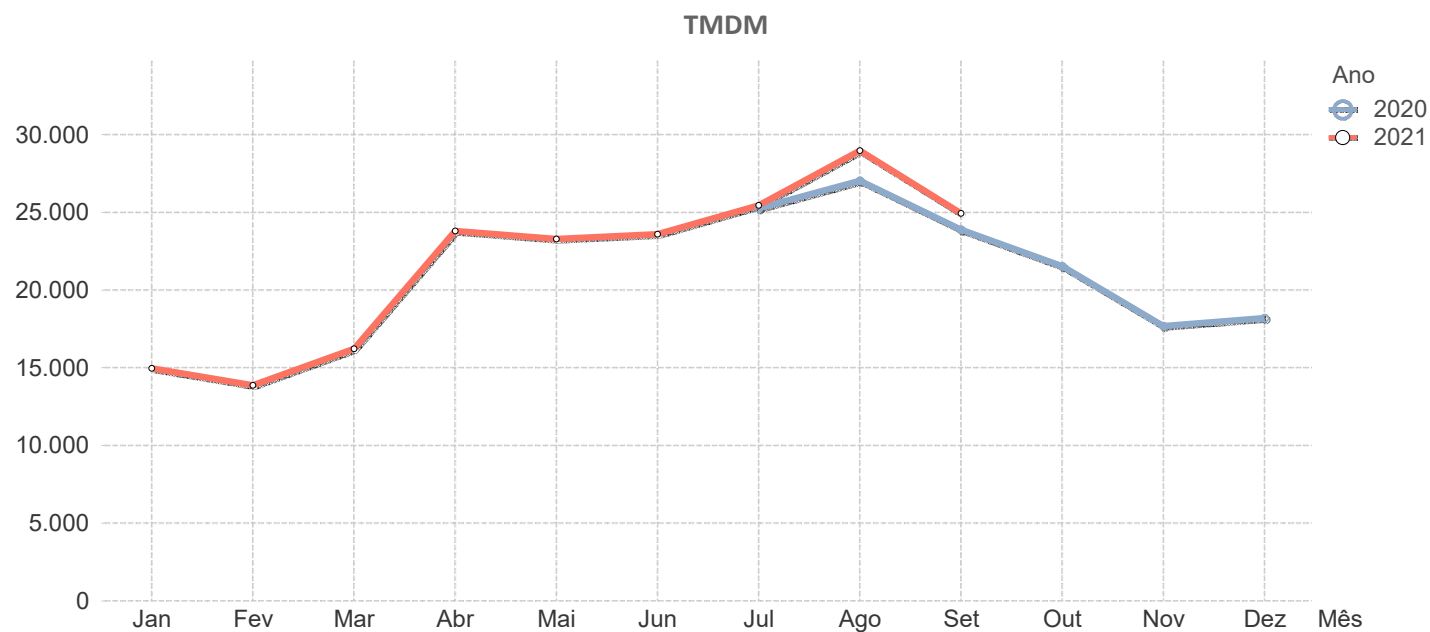
		Lusoponte														
		2020						2021								
Estrada	..	Jul	Ago	Set	Out	Nov	Dez	Jan	Feb	Mar	Abr	Mai	Jun	Jul	Ago	Set
A2	..	141.708	142.774	141.850	127.660	105.699	104.308	83.488	79.551	92.315	116.335	140.403	137.139	142.321	147.795	146.577
A12	..	63.043	64.430	64.054	58.837	47.286	49.998	37.254	34.055	42.080	50.947	62.282	62.380	65.329	67.407	68.817
Média Ponderada	..	82.709	84.016	83.503	76.043	61.889	63.576	48.813	45.429	54.639	67.294	81.812	81.070	84.577	87.504	88.257



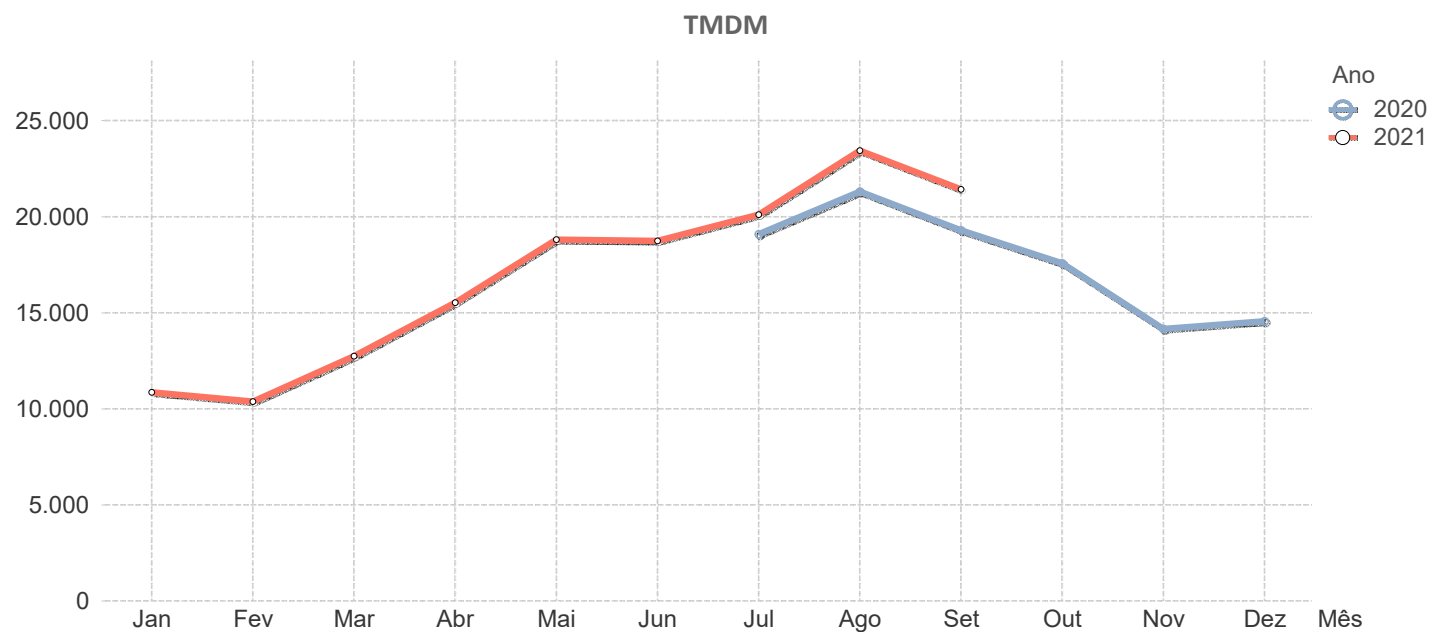
		Norte														
		2020						2021								
Estrada	..	Jul	Ago	Set	Out	Nov	Dez	Jan	Fev	Mar	Abr	Mai	Jun	Jul	Ago	Set
A7	..	10.907	13.498	9.823	8.519	6.761	7.384	6.145	5.652	6.652	7.961	9.644	9.641	11.438	15.323	10.455
A11	..	13.454	15.067	12.480	11.063	8.986	9.207	7.719	7.168	8.590	10.610	12.668	12.759	14.267	17.070	13.641
Média Ponderada	..	11.938	14.133	10.898	9.548	7.662	8.122	6.782	6.265	7.436	9.033	10.868	10.903	12.583	16.030	11.744



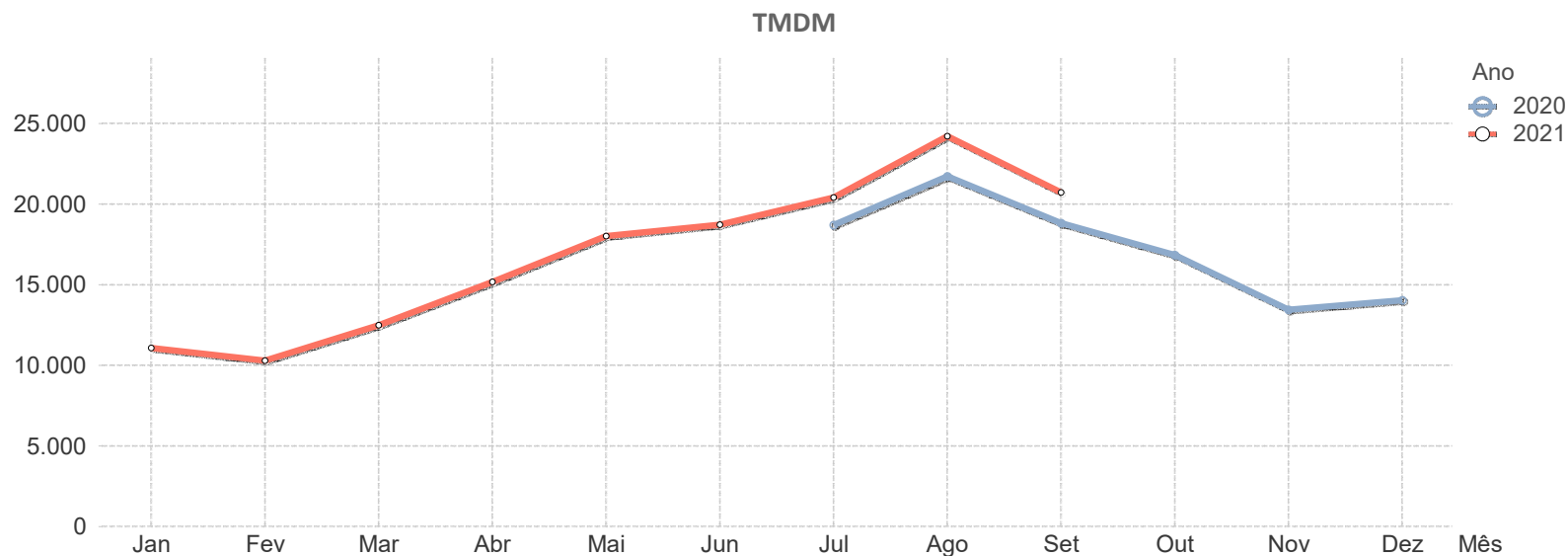
		Norte Litoral														
		2020						2021								
Estrada	..	Jul	Ago	Set	Out	Nov	Dez	Jan	Fev	Mar	Abr	Mai	Jun	Jul	Ago	Set
A27	..	10.865	12.603	9.993	9.081	7.559	7.432	6.394	5.872	6.831	9.772	9.579	10.081	11.155	13.968	10.657
A28	..	29.284	31.064	27.749	25.019	20.504	21.211	17.364	16.121	18.832	27.710	27.097	27.363	29.441	33.144	28.924
Média Ponderada		25.269	27.039	23.878	21.545	17.682	18.207	14.973	13.887	16.216	23.800	23.278	23.596	25.454	28.963	24.942



		Oeste														
		2020						2021								
Estrada	..	Jul	Ago	Set	Out	Nov	Dez	Jan	Fev	Mar	Abr	Mai	Jun	Jul	Ago	Set
A8	..	23.074	25.738	23.605	21.624	17.419	17.907	13.348	12.729	15.650	19.046	23.044	22.835	24.389	28.349	26.272
A15	..	6.252	7.018	5.363	4.525	3.670	3.756	2.860	2.791	3.384	4.139	5.116	5.519	6.315	7.569	5.749
Média Ponderada	..	19.096	21.311	19.291	17.581	14.168	14.561	10.868	10.379	12.749	15.521	18.805	18.740	20.115	23.435	21.419



Concessão	Ano Mês	2020						2021								
		Jul	Ago	Set	Out	Nov	Dez	Jan	Fev	Mar	Abr	Mai	Jun	Jul	Ago	Set
Algarve		14.304	21.749	14.582	11.039	7.229	7.291	5.261	4.601	5.802	7.330	10.617	13.981	17.084	25.554	17.584
Beira Interior		6.580	8.627	6.599	6.152	4.677	5.499	4.058	3.637	4.407	5.292	6.360	6.746	7.785	10.294	7.485
Beiras Litoral e Alta		9.922	12.198	9.419	8.654	7.076	7.417	6.122	5.732	6.611	7.555	8.865	9.223	11.093	14.239	10.438
Brisa		22.587	27.882	23.012	20.043	15.362	16.460	12.546	11.854	14.542	17.631	21.703	23.129	25.266	31.160	25.788
Costa de Prata		22.638	23.610	22.050	19.981	16.674	16.671	14.319	13.607	16.206	18.922	21.484	22.018	23.944	26.072	24.134
Douro Litoral		10.604	11.078	10.421	9.762	8.230	8.474	7.234	6.833	8.057	9.329	10.911	11.033	11.748	12.614	11.888
Grande Lisboa		25.482	23.684	27.844	27.032	24.066	24.288	18.860	17.309	20.862	25.210	28.440	27.820	27.302	24.845	29.767
Grande Porto		27.522	26.387	27.373	25.745	21.652	22.739	19.301	17.596	20.335	23.800	27.093	27.593	29.540	29.802	30.634
Infraestruturas de Po...		22.055	22.230	22.623	21.423	18.341	18.378	15.160	13.551	16.554	19.738	22.519	22.270	23.239	24.249	23.778
Interior Norte		5.030	7.080	4.879	4.306	3.346	3.671	2.954	2.674	3.191	3.819	4.650	4.763	5.834	8.298	5.501
Litoral Centro		6.979	9.744	7.128	6.014	4.412	4.689	3.655	3.572	4.422	5.213	6.269	6.864	7.708	11.015	8.172
Lusoponte		82.709	84.016	83.503	76.043	61.889	63.576	48.813	45.429	54.639	67.294	81.812	81.070	84.577	87.504	88.257
Norte		11.938	14.133	10.898	9.548	7.662	8.122	6.782	6.265	7.436	9.033	10.868	10.903	12.583	16.030	11.744
Norte Litoral		25.269	27.039	23.878	21.545	17.682	18.207	14.973	13.887	16.216	23.800	23.278	23.596	25.454	28.963	24.942
Oeste		19.096	21.311	19.291	17.581	14.168	14.561	10.868	10.379	12.749	15.521	18.805	18.740	20.115	23.435	21.419
Média Ponderada		18.704	21.721	18.825	16.846	13.440	14.042	11.081	10.284	12.479	15.167	18.016	18.728	20.411	24.212	20.731

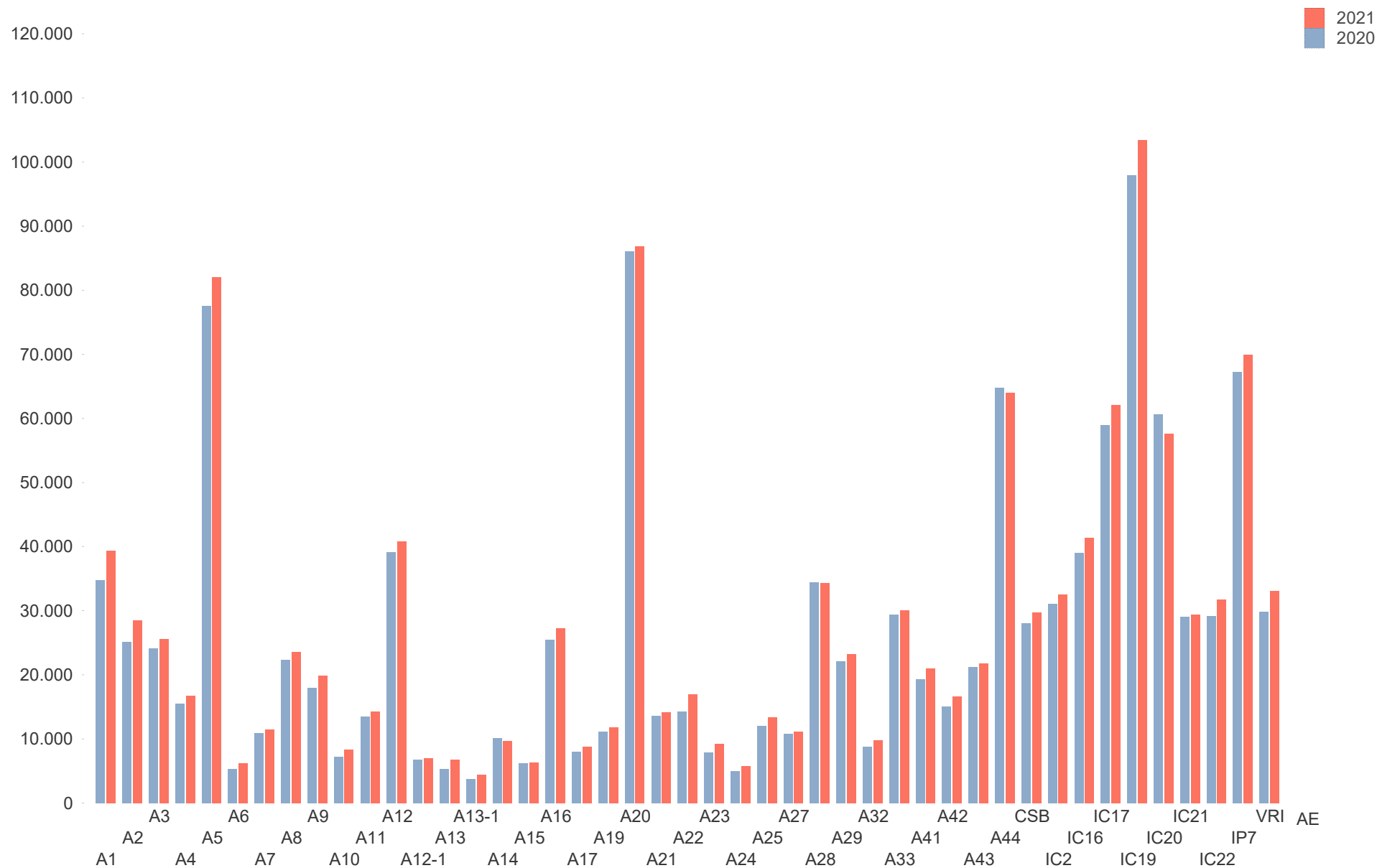


C

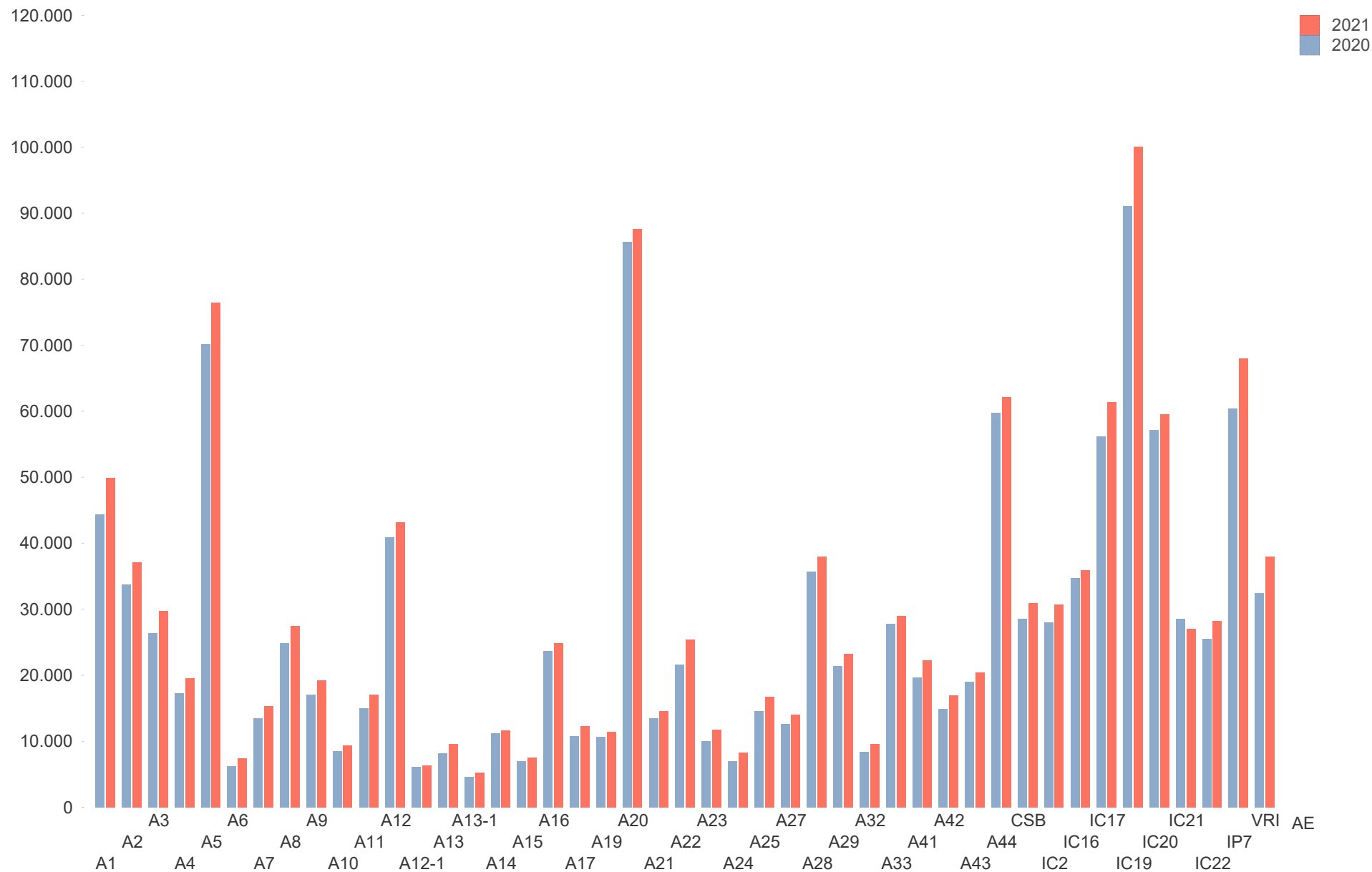
Variação do Tráfego Médio Diário por Trimestre

Estrada	Mês			Ago			Set		
	2020	2021	Var.	2020	2021	Var.	2020	2021	Var.
A1	34.799	39.407	13,2%	44.417	49.876	12,3%	37.056	41.513	12,0%
A2	25.184	28.463	13,0%	33.796	37.122	9,8%	23.950	26.496	10,6%
A3	24.180	25.621	6,0%	26.374	29.736	12,7%	24.050	26.802	11,4%
A4	15.510	16.754	8,0%	17.255	19.612	13,7%	15.430	16.773	8,7%
A5	77.521	82.087	5,9%	70.210	76.496	9,0%	82.930	91.131	9,9%
A6	5.256	6.176	17,5%	6.290	7.443	18,3%	5.288	6.471	22,4%
A7	10.907	11.438	4,9%	13.498	15.323	13,5%	9.823	10.455	6,4%
A8	22.291	23.587	5,8%	24.907	27.465	10,3%	22.801	25.390	11,4%
A9	17.945	19.828	10,5%	17.110	19.272	12,6%	20.003	23.254	16,2%
A10	7.208	8.301	15,2%	8.467	9.388	10,9%	7.613	8.754	15,0%
A11	13.454	14.267	6,0%	15.067	17.070	13,3%	12.480	13.641	9,3%
A12	39.198	40.837	4,2%	40.942	43.151	5,4%	38.982	42.377	8,7%
A12-1	6.749	6.987	3,5%	6.081	6.379	4,9%	6.775	7.258	7,1%
A13	5.292	6.730	27,2%	8.164	9.580	17,3%	5.493	6.413	16,8%
A13-1	3.802	4.415	16,1%	4.581	5.313	16,0%	3.794	4.785	26,1%
A14	10.115	9.678	-4,3%	11.187	11.655	4,2%	8.620	8.727	1,2%
A15	6.252	6.315	1,0%	7.018	7.569	7,9%	5.363	5.749	7,2%
A16	25.482	27.302	7,1%	23.684	24.845	4,9%	27.844	29.767	6,9%
A17	7.960	8.837	11,0%	10.763	12.280	14,1%	8.073	9.272	14,8%
A19	11.098	11.851	6,8%	10.715	11.458	6,9%	11.485	12.091	5,3%
A20	86.124	86.909	0,9%	85.654	87.664	2,3%	88.253	89.083	0,9%
A21	13.595	14.172	4,2%	13.467	14.622	8,6%	13.095	14.521	10,9%
A22	14.232	16.987	19,4%	21.618	25.401	17,5%	14.496	17.478	20,6%
A23	7.844	9.205	17,4%	10.055	11.720	16,6%	7.865	8.895	13,1%
A24	5.012	5.815	16,0%	7.052	8.274	17,3%	4.866	5.490	12,8%
A25	12.091	13.357	10,5%	14.530	16.802	15,6%	11.379	12.619	10,9%
A27	10.865	11.155	2,7%	12.603	13.968	10,8%	9.993	10.657	6,6%
A28	34.436	34.391	-0,1%	35.741	37.951	6,2%	32.881	34.170	3,9%
A29	22.135	23.259	5,1%	21.437	23.224	8,3%	22.068	24.005	8,8%
A32	8.798	9.757	10,9%	8.439	9.586	13,6%	8.634	9.848	14,1%
A33	29.389	30.118	2,5%	27.750	29.059	4,7%	29.023	30.511	5,1%
A41	19.355	21.034	8,7%	19.638	22.290	13,5%	18.932	21.355	12,8%
A42	15.031	16.668	10,9%	14.839	17.020	14,7%	14.737	16.922	14,8%
A43	21.197	21.747	2,6%	19.037	20.456	7,5%	20.791	22.431	7,9%
A44	64.788	63.957	-1,3%	59.790	62.228	4,1%	63.811	65.257	2,3%
CSB	28.124	29.742	5,8%	28.541	30.931	8,4%	28.135	30.599	8,8%
VRI	29.903	33.117	10,7%	32.437	38.042	17,3%	31.532	38.541	22,2%
IP7	67.265	69.919	3,9%	60.398	68.000	12,6%	71.263	75.146	5,4%
IC2	31.099	32.594	4,8%	28.057	30.733	9,5%	31.077	36.153	16,3%
IC16	39.033	41.373	6,0%	34.709	35.935	3,5%	40.901	44.208	8,1%
IC17	59.000	62.141	5,3%	56.236	61.375	9,1%	65.960	65.215	-1,1%
IC19	97.968	103.474	5,6%	91.086	100.137	9,9%	106.798	107.670	0,8%
IC20	60.653	57.608	-5,0%	57.170	59.493	4,1%	52.585	52.445	-0,3%
IC21	29.098	29.360	0,9%	28.538	26.999	-5,4%	31.238	30.609	-2,0%
IC22	29.161	31.722	8,8%	25.496	28.257	10,8%	32.838	33.862	3,1%
Média Ponderada	18.704	20.411	9,1%	21.721	24.212	11,5%	18.825	20.731	10,1%

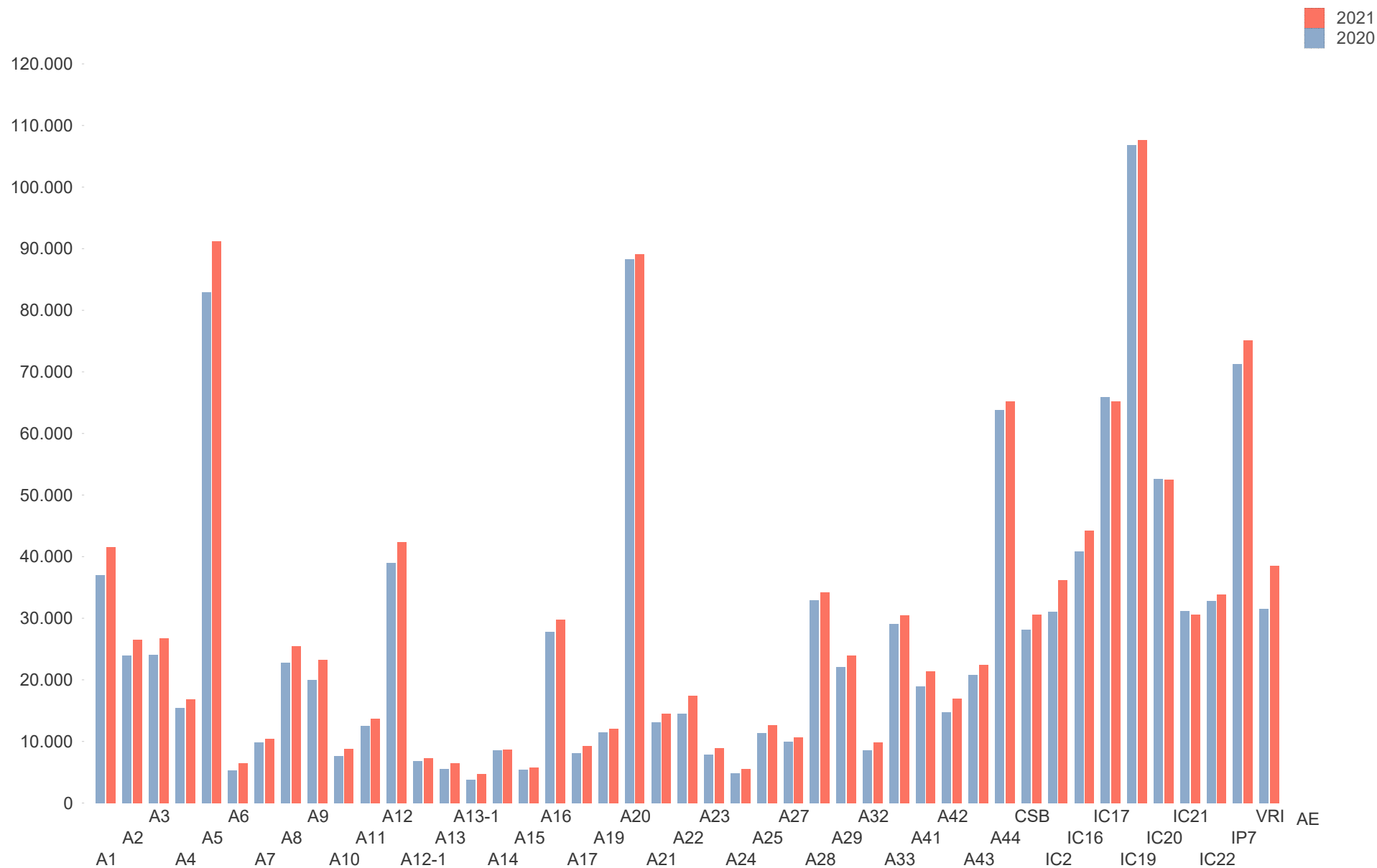
Varição do Tráfego Médio Diário por Estrada em períodos homólogos - Jul



Variação do Tráfego Médio Diário por Estrada em períodos homólogos - Ago

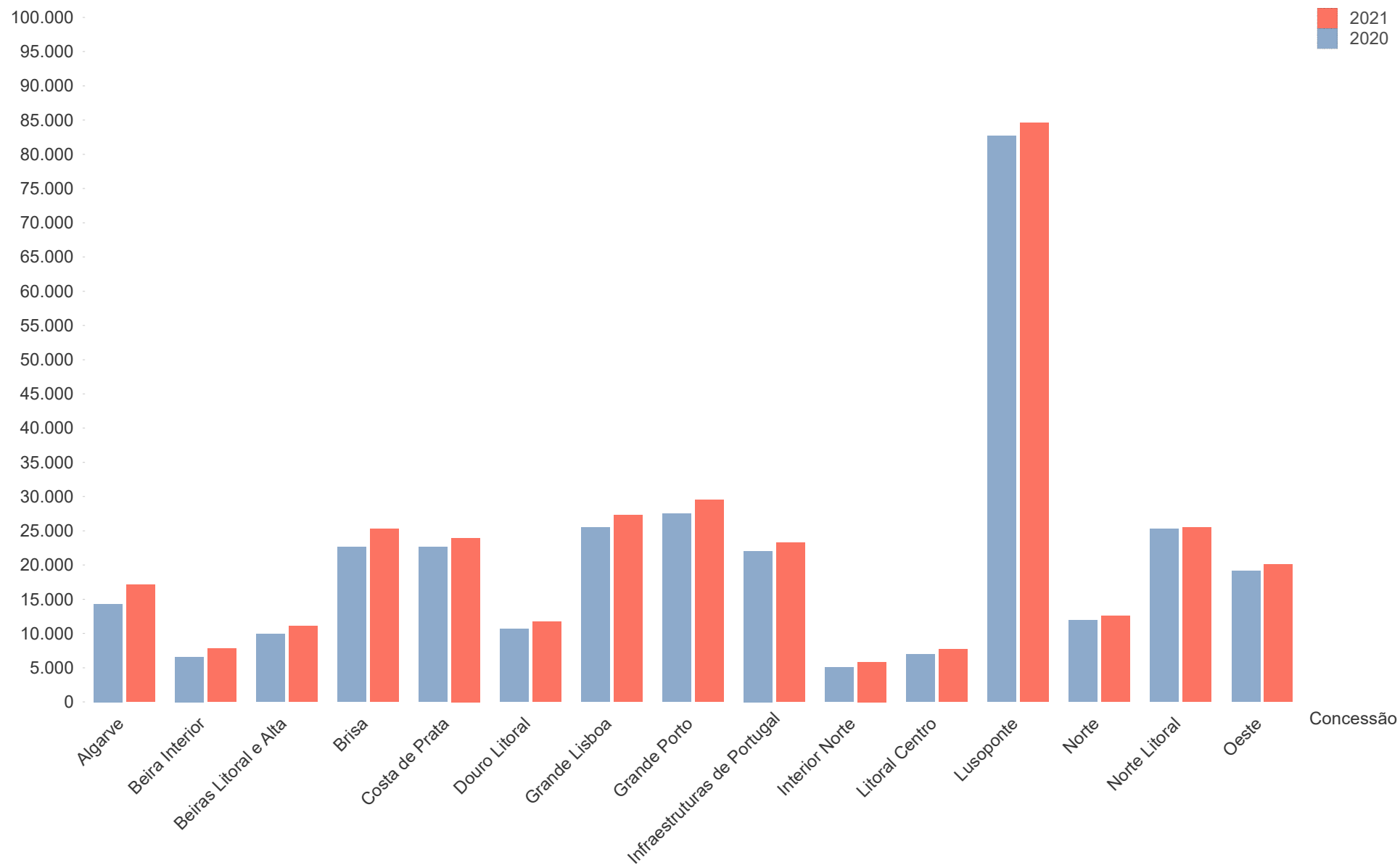


Varição do Tráfego Médio Diário por Estrada em períodos homólogos - Set

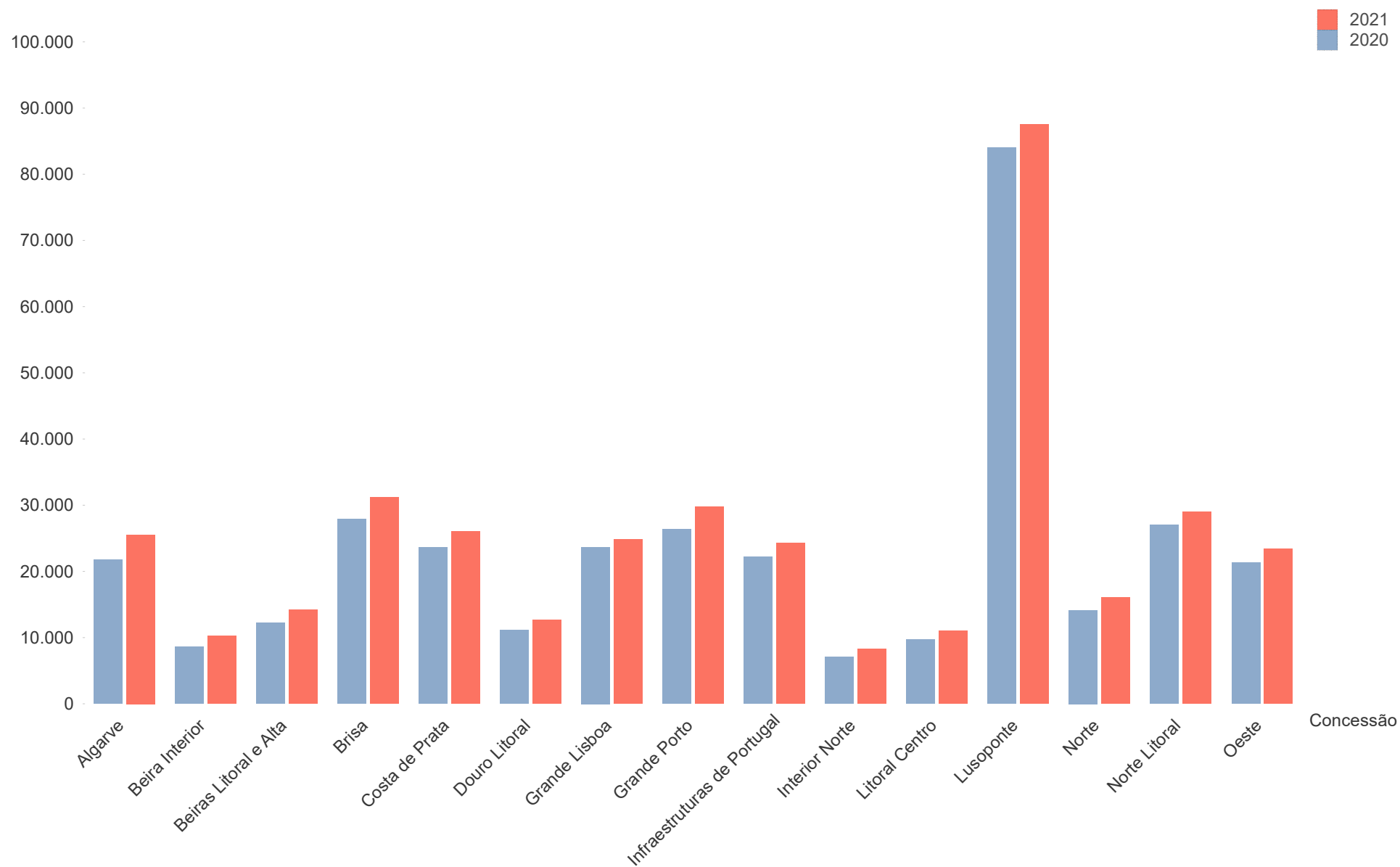


Mês	Jul				Ago				Set			
	2020	2021	Var.		2020	2021	Var.		2020	2021	Var.	
Concessão												
Algarve	14.304	17.084	19,4%	↑	21.749	25.554	17,5%	↑	14.582	17.584	20,6%	↑
Beira Interior	6.580	7.785	18,3%	↑	8.627	10.294	19,3%	↑	6.599	7.485	13,4%	↑
Beiras Litoral e Alta	9.922	11.093	11,8%	↑	12.198	14.239	16,7%	↑	9.419	10.438	10,8%	↑
Brisa	22.587	25.266	11,9%	↑	27.882	31.160	11,8%	↑	23.012	25.788	12,1%	↑
Costa de Prata	22.638	23.944	5,8%	↑	23.610	26.072	10,4%	↑	22.050	24.134	9,4%	↑
Douro Litoral	10.604	11.748	10,8%	↑	11.078	12.614	13,9%	↑	10.421	11.888	14,1%	↑
Grande Lisboa	25.482	27.302	7,1%	↑	23.684	24.845	4,9%	↑	27.844	29.767	6,9%	↑
Grande Porto	27.522	29.540	7,3%	↑	26.387	29.802	12,9%	↑	27.373	30.634	11,9%	↑
Infraestruturas de Portugal	22.055	23.239	5,4%	↑	22.230	24.249	9,1%	↑	22.623	23.778	5,1%	↑
Interior Norte	5.030	5.834	16,0%	↑	7.080	8.298	17,2%	↑	4.879	5.501	12,7%	↑
Litoral Centro	6.979	7.708	10,4%	↑	9.744	11.015	13,0%	↑	7.128	8.172	14,6%	↑
Lusoponte	82.709	84.577	2,3%	↑	84.016	87.504	4,2%	↑	83.503	88.257	5,7%	↑
Norte	11.938	12.583	5,4%	↑	14.133	16.030	13,4%	↑	10.898	11.744	7,8%	↑
Norte Litoral	25.269	25.454	0,7%	↑	27.039	28.963	7,1%	↑	23.878	24.942	4,5%	↑
Oeste	19.096	20.115	5,3%	↑	21.311	23.435	10,0%	↑	19.291	21.419	11,0%	↑
Média Ponderada	18.704	20.411	9,1%	↑	21.721	24.212	11,5%	↑	18.825	20.731	10,1%	↑

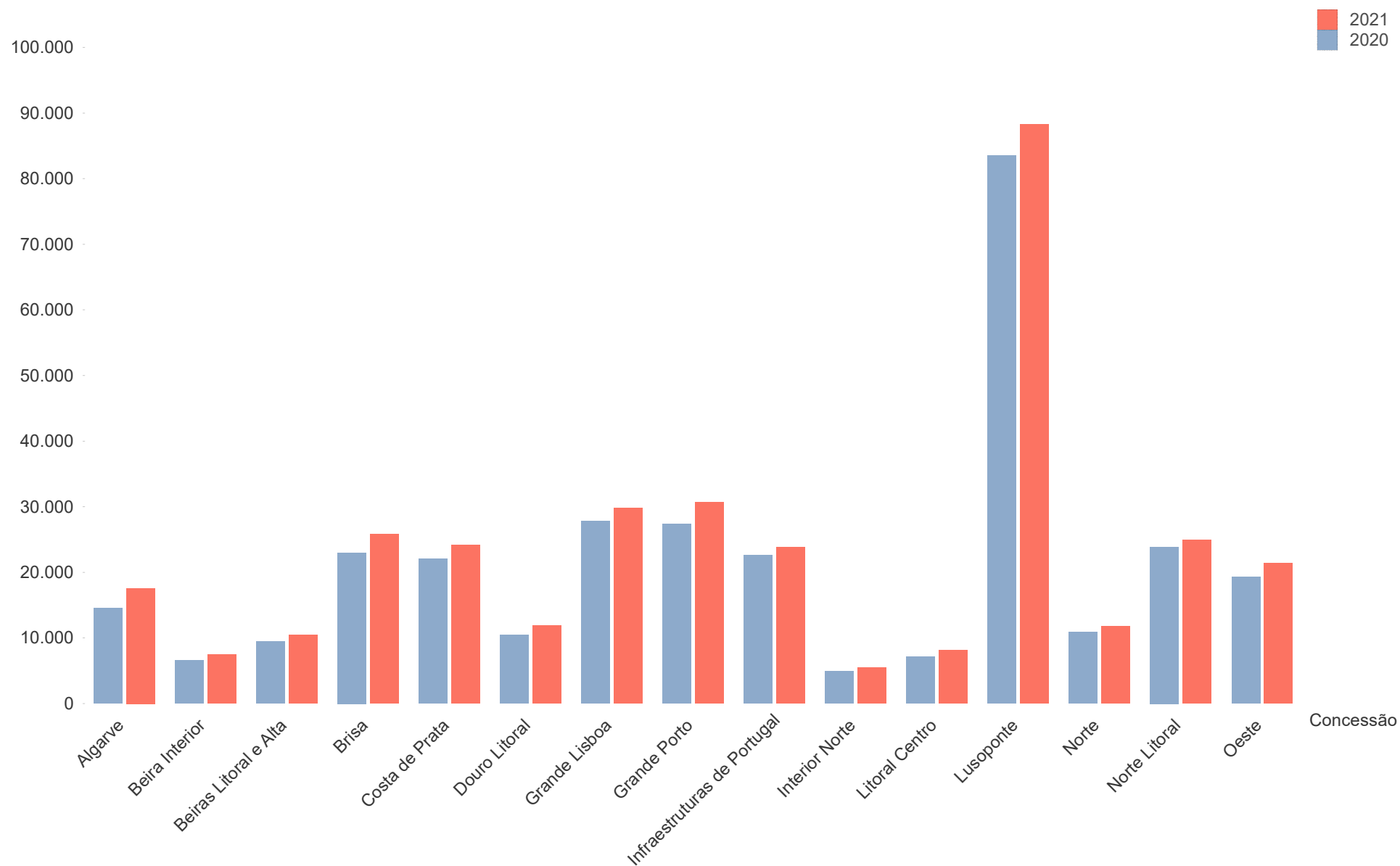
Variação do Tráfego Médio Diário por Concessão em períodos homólogos - Jul



Varição do Tráfego Médio Diário por Concessão em períodos homólogos - Ago



Varição do Tráfego Médio Diário por Concessão em períodos homólogos - Set

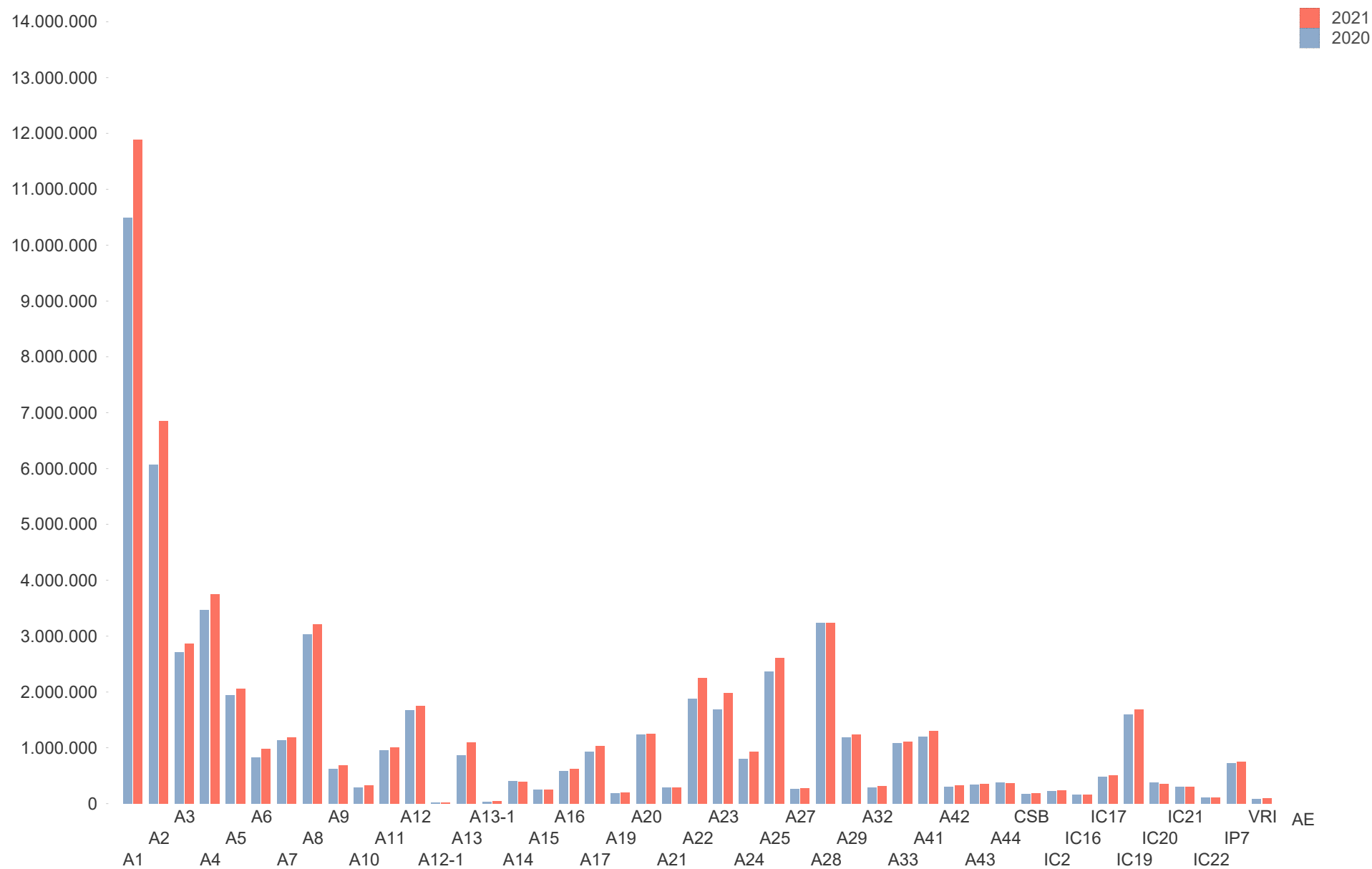


D

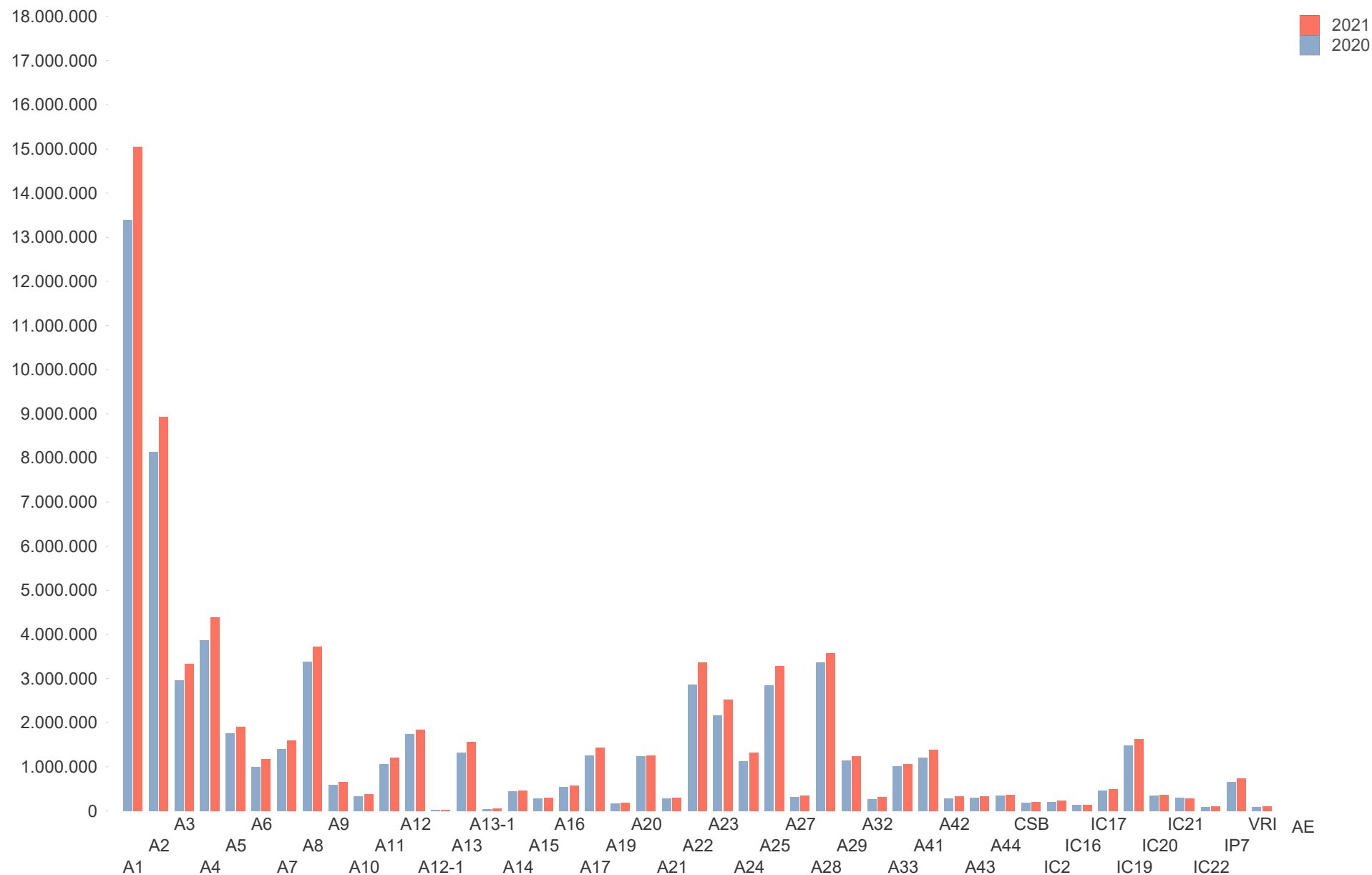
Variação da Circulação Média Diária por Trimestre

Estrada	Mês			Ago			Set		
	2020	2021	Var.	2020	2021	Var.	2020	2021	Var.
A1	10.495.428	11.885.283	13,2%	13.396.274	15.042.515	12,3%	11.176.123	12.520.192	12,0%
A2	6.064.370	6.853.891	13,0%	8.138.190	8.938.858	9,8%	5.767.174	6.380.152	10,6%
A3	2.708.207	2.869.568	6,0%	2.953.921	3.330.449	12,7%	2.693.549	3.001.875	11,4%
A4	3.472.723	3.751.243	8,0%	3.863.456	4.391.075	13,7%	3.454.740	3.755.413	8,7%
A5	1.938.014	2.052.164	5,9%	1.755.254	1.912.398	9,0%	2.073.259	2.278.279	9,9%
A6	829.942	975.224	17,5%	993.188	1.175.264	18,3%	834.926	1.021.820	22,4%
A7	1.133.250	1.188.434	4,9%	1.402.428	1.592.022	13,5%	1.020.592	1.086.306	6,4%
A8	3.027.177	3.203.129	5,8%	3.382.316	3.729.769	10,3%	3.096.374	3.447.951	11,4%
A9	617.307	682.069	10,5%	588.582	662.949	12,6%	688.119	799.926	16,2%
A10	286.873	330.385	15,2%	337.001	373.658	10,9%	302.980	348.405	15,0%
A11	949.876	1.007.257	6,0%	1.063.745	1.205.140	13,3%	881.115	963.041	9,3%
A12	1.677.680	1.747.833	4,2%	1.752.305	1.846.854	5,4%	1.668.414	1.813.743	8,7%
A12-1	22.271	23.057	3,5%	20.067	21.052	4,9%	22.358	23.950	7,1%
A13	859.882	1.093.685	27,2%	1.326.607	1.556.731	17,3%	892.572	1.042.079	16,8%
A13-1	35.739	41.502	16,1%	43.061	49.939	16,0%	35.663	44.980	26,1%
A14	403.585	386.157	-4,3%	446.354	465.036	4,2%	343.942	348.188	1,2%
A15	251.311	253.866	1,0%	282.123	304.290	7,9%	215.605	231.108	7,2%
A16	586.097	627.949	7,1%	544.723	571.424	4,9%	640.419	684.635	6,9%
A17	933.662	1.036.603	11,0%	1.262.468	1.440.386	14,1%	947.015	1.087.551	14,8%
A19	178.678	190.807	6,8%	172.513	184.474	6,9%	184.910	194.667	5,3%
A20	1.240.185	1.251.497	0,9%	1.233.420	1.262.368	2,3%	1.270.849	1.282.794	0,9%
A21	281.411	293.358	4,2%	278.758	302.673	8,6%	271.056	300.586	10,9%
A22	1.884.361	2.249.084	19,4%	2.862.205	3.363.073	17,5%	1.919.252	2.314.125	20,6%
A23	1.688.025	1.980.930	17,4%	2.163.902	2.522.222	16,6%	1.692.446	1.914.285	13,1%
A24	804.847	933.920	16,0%	1.132.598	1.328.730	17,3%	781.402	881.721	12,8%
A25	2.363.715	2.611.326	10,5%	2.840.579	3.284.844	15,6%	2.224.612	2.466.951	10,9%
A27	268.359	275.536	2,7%	311.297	345.010	10,8%	246.836	263.236	6,6%
A28	3.240.385	3.236.201	-0,1%	3.363.207	3.571.169	6,2%	3.094.056	3.215.386	3,9%
A29	1.179.777	1.239.692	5,1%	1.142.590	1.237.824	8,3%	1.176.228	1.279.481	8,8%
A32	286.828	318.079	10,9%	275.101	312.519	13,6%	281.471	321.061	14,1%
A33	1.078.586	1.105.342	2,5%	1.018.442	1.066.464	4,7%	1.065.148	1.119.754	5,1%
A41	1.198.084	1.302.003	8,7%	1.215.561	1.379.756	13,5%	1.171.908	1.321.889	12,8%
A42	296.109	328.365	10,9%	292.324	335.284	14,7%	290.328	333.369	14,8%
A43	341.276	350.125	2,6%	306.496	329.335	7,5%	334.734	361.138	7,9%
A44	375.772	370.949	-1,3%	346.780	360.920	4,1%	370.102	378.492	2,3%
CSB	177.182	187.372	5,8%	179.806	194.865	8,4%	177.253	192.771	8,8%
VRI	86.718	96.039	10,7%	94.068	110.321	17,3%	91.443	111.768	22,2%
IP7	726.460	755.127	3,9%	652.295	734.398	12,6%	769.635	811.577	5,4%
IC2	230.131	241.195	4,8%	207.618	227.425	9,5%	229.973	267.534	16,3%
IC16	156.132	165.493	6,0%	138.835	143.739	3,5%	163.603	176.832	8,1%
IC17	477.896	503.342	5,3%	455.511	497.140	9,1%	534.275	528.240	-1,1%
IC19	1.596.870	1.686.629	5,6%	1.484.701	1.632.226	9,9%	1.740.804	1.755.019	0,8%
IC20	376.046	357.167	-5,0%	354.456	368.857	4,1%	326.028	325.156	-0,3%
IC21	299.706	302.410	0,9%	293.941	278.094	-5,4%	321.748	315.271	-2,0%
IC22	102.062	111.028	8,8%	89.236	98.900	10,8%	114.934	118.517	3,1%
Média Ponderada	57.228.993	62.452.313	9,1%	66.458.304	74.082.440	11,5%	57.599.969	63.431.212	10,1%

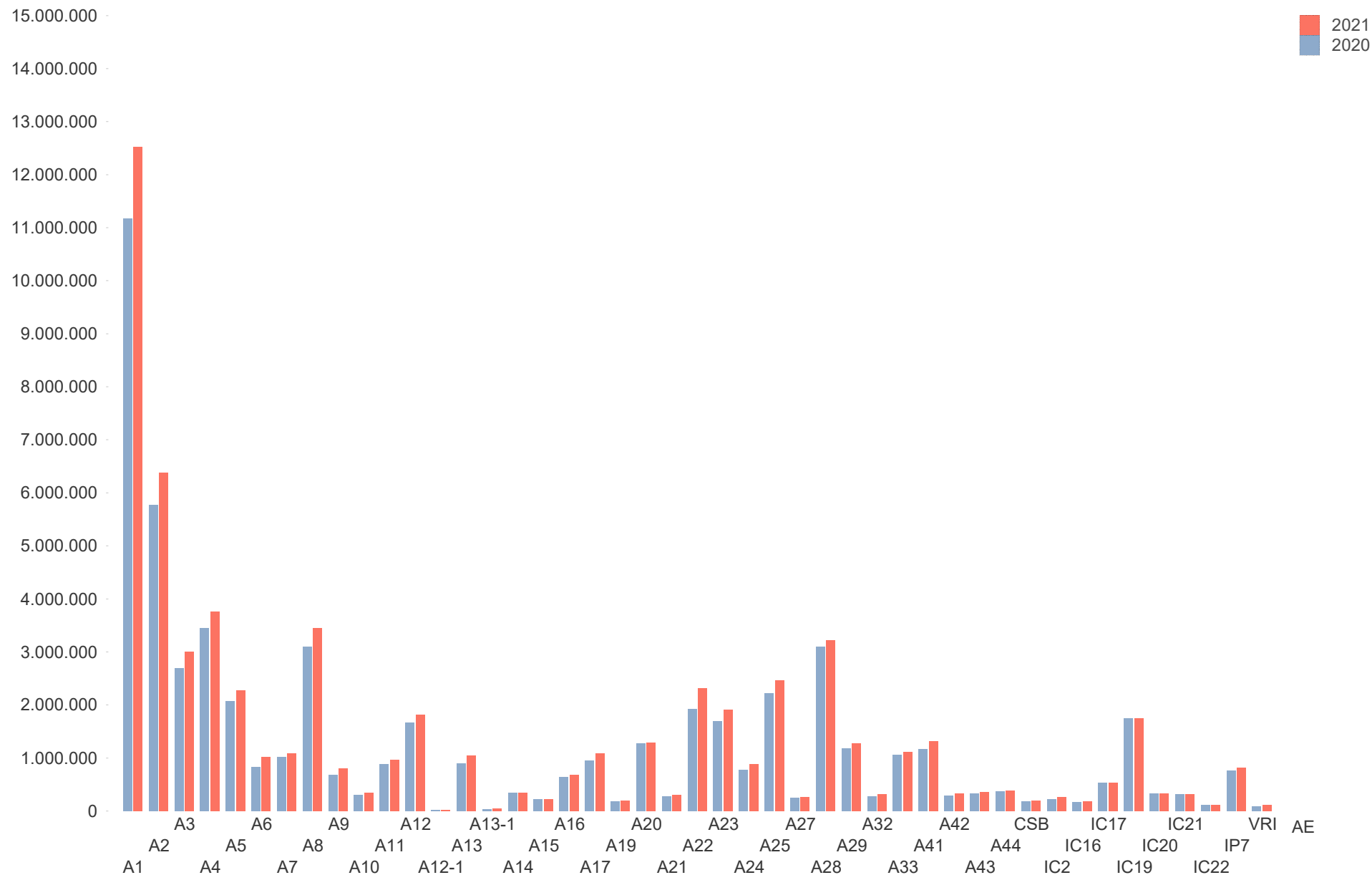
Variação da Circulação Média Diária por Estrada em períodos homólogos - Jul



Varição da Circulação Média Diária por Estrada em períodos homólogos - Ago

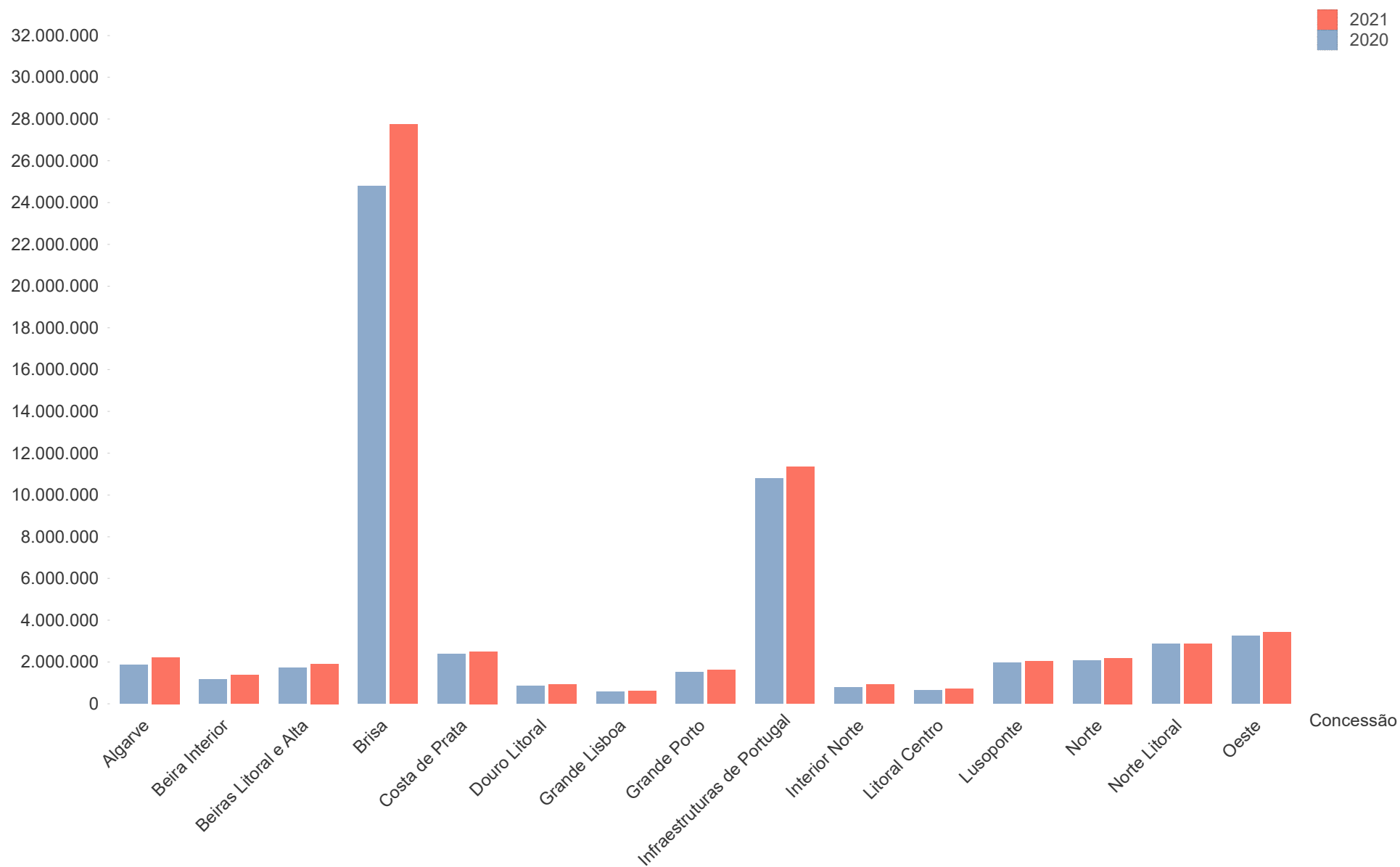


Variação da Circulação Média Diária por Estrada em períodos homólogos - Set

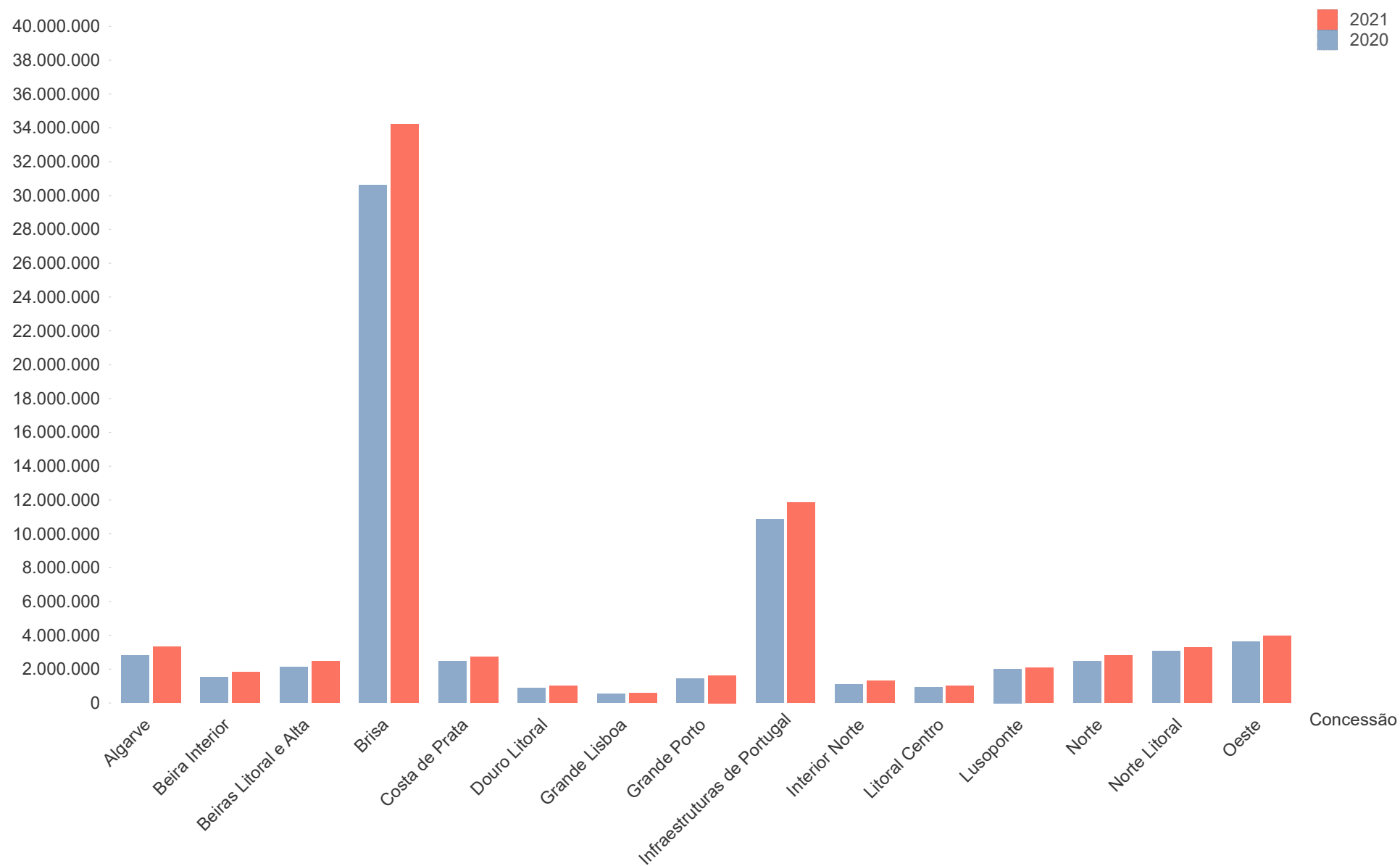


Mês	Jul				Ago				Set			
Concessão	2020	2021	Var.		2020	2021	Var.		2020	2021	Var.	
Algarve	1.862.401	2.224.380	19,4%	↑	2.831.704	3.327.151	17,5%	↑	1.898.542	2.289.470	20,6%	↑
Beira Interior	1.167.928	1.381.797	18,3%	↑	1.531.222	1.827.219	19,3%	↑	1.171.255	1.328.528	13,4%	↑
Beiras Litoral e A...	1.712.498	1.914.642	11,8%	↑	2.105.348	2.457.734	16,7%	↑	1.625.696	1.801.683	10,8%	↑
Brisa	24.795.468	27.737.426	11,9%	↑	30.609.258	34.207.365	11,8%	↑	25.262.827	28.310.076	12,1%	↑
Costa de Prata	2.365.686	2.502.188	5,8%	↑	2.467.245	2.724.531	10,4%	↑	2.304.273	2.521.997	9,4%	↑
Douro Litoral	845.149	936.353	10,8%	↑	882.890	1.005.330	13,9%	↑	830.576	947.445	14,1%	↑
Grande Lisboa	586.097	627.949	7,1%	↑	544.723	571.424	4,9%	↑	640.419	684.635	6,9%	↑
Grande Porto	1.505.434	1.615.846	7,3%	↑	1.443.360	1.630.158	12,9%	↑	1.497.294	1.675.665	11,9%	↑
Infraestruturas ...	10.776.314	11.354.536	5,4%	↑	10.861.601	11.848.216	9,1%	↑	11.053.446	11.617.983	5,1%	↑
Interior Norte	787.659	913.540	16,0%	↑	1.108.666	1.299.410	17,2%	↑	764.118	861.509	12,7%	↑
Litoral Centro	646.999	714.536	10,4%	↑	903.296	1.021.077	13,0%	↑	660.769	757.541	14,6%	↑
Lusoponte	1.985.022	2.029.848	2,3%	↑	2.016.384	2.100.096	4,2%	↑	2.004.072	2.118.168	5,7%	↑
Norte	2.083.126	2.195.691	5,4%	↑	2.466.173	2.797.162	13,4%	↑	1.901.707	2.049.347	7,8%	↑
Norte Litoral	2.862.938	2.883.981	0,7%	↑	3.063.528	3.281.556	7,1%	↑	2.705.430	2.825.897	4,5%	↑
Oeste	3.246.274	3.419.600	5,3%	↑	3.622.907	3.984.010	10,0%	↑	3.279.546	3.641.268	11,0%	↑
Média Ponderada	57.228.993	62.452.313	9,1%	↑	66.458.304	74.082.440	11,5%	↑	57.599.969	63.431.212	10,1%	↑

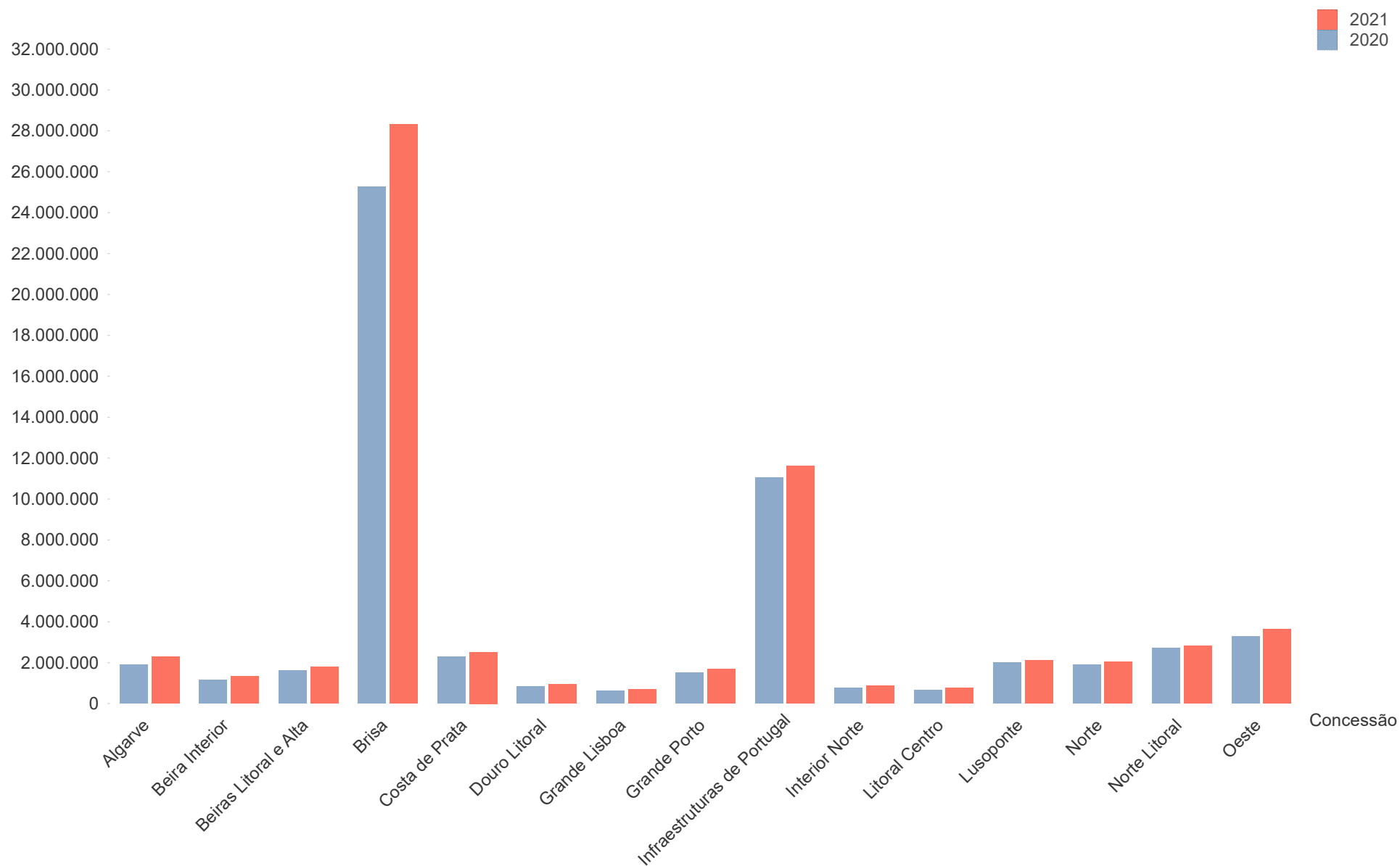
Variação da Circulação Média Diária por Concessão em períodos homólogos - Jul



Variação da Circulação Média Diária por Concessão em períodos homólogos - Ago



Variação da Circulação Média Diária por Concessão em períodos homólogos - Set



Avenida Elias Garcia, 103 • 1050-098 Lisboa
www.imt-ip.pt • imt@imt-ip.pt

