

RELATÓRIO DE TRÁFEGO NA REDE NACIONAL DE AUTOESTRADAS 3º Trimestre de 2022



FICHA TÉCNICA

Título: Relatório de Tráfego
na Rede Nacional de Autoestradas

Edição: 3º Trimestre de 2022

Editor: Instituto da Mobilidade e dos Transportes, I.P. (**IMT, I.P.**)

Avenida Elias Garcia, 103

1050-098 Lisboa

www.imt-ip.pt

imt@imt-ip.pt

Coordenação: Direção de Serviços de Gestão de Contratos de Concessões (**DSGCC**);

Técnica: Direção de Serviços de Sistemas de Informação (**DSSI**).

Fonte: Dados de tráfego fornecidos pelas concessionárias rodoviárias no âmbito das obrigações contratuais de informação

Processamento: Estatísticas de Tráfego elaboradas automaticamente a partir de:

- Sistema de Monitorização, Análise e Recenseamento de Tráfego (**SMART**);
- Sistema de Informação Geográfica (**SIG**).

Data edição: Novembro de 2022

ÍNDICE

| | |
|--------------------------------------------------------------|-----------|
| A – Tráfego Médio Diário Mensal por Autoestrada | 1 |
| B – Tráfego Médio Diário Mensal por Concessão | 60 |
| C – Variação do Tráfego Médio Diário Mensal | 77 |
| D – Variação da Circulação Diária Mensal | 86 |

Notas: A informação de tráfego na rede da EP, SA está incompleta por falta de fornecimento de alguns dados por parte da concessionária.

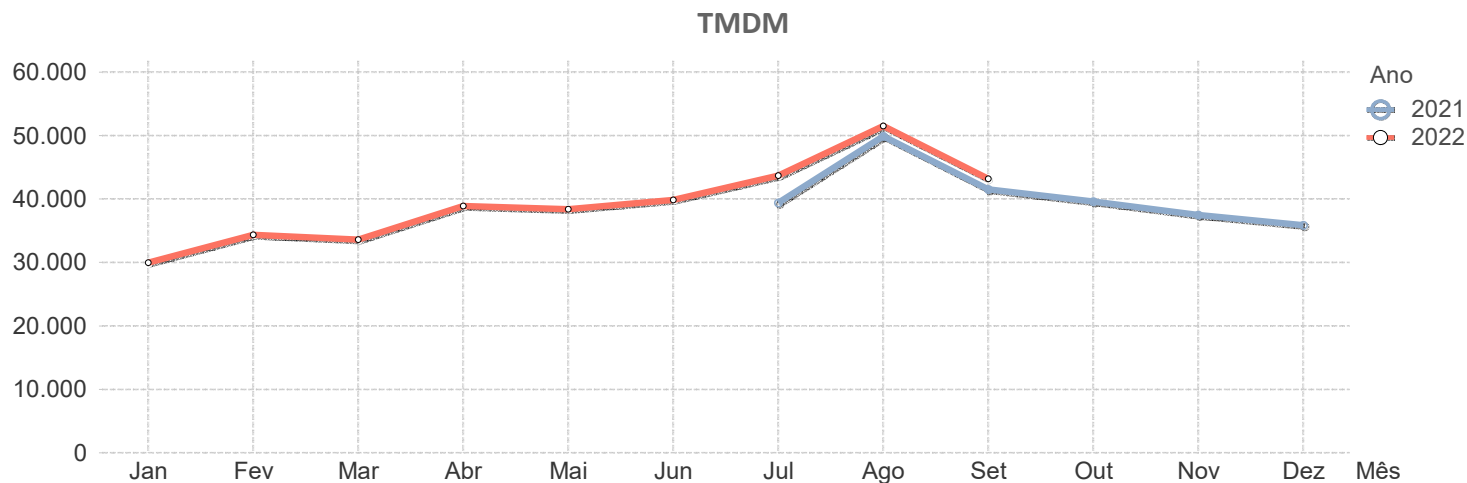
Os valores das médias ponderadas de TMDM assinalados a azul não incluem os sublanços com falta de dados (N/D).

Os valores das médias ponderadas de TMDM assinalados a verde foram revistos pela concessionária.

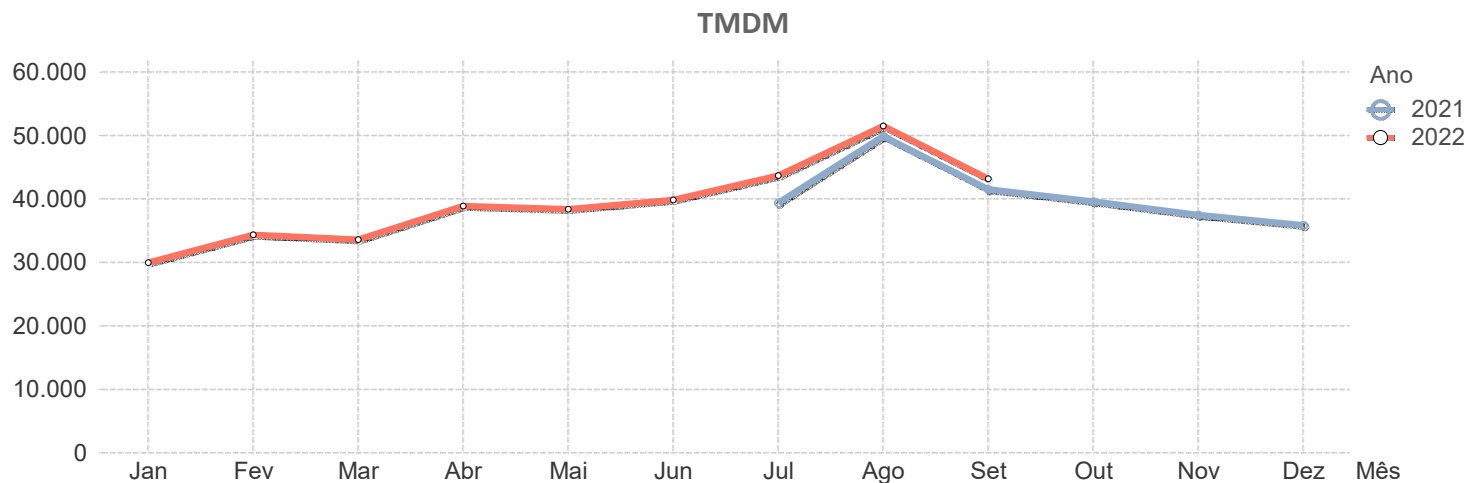
Os valores das médias ponderadas de TMDM assinalados a laranja são provisórios.

Estatística de Tráfego na Rede Nacional de Autoestradas

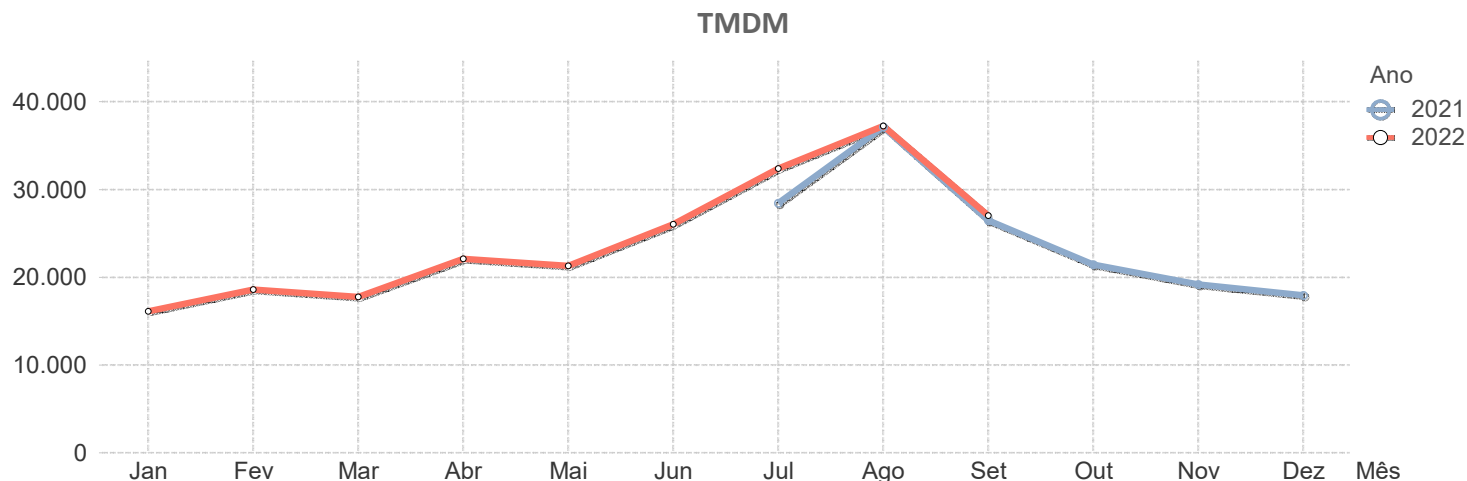
| | | A1 | | | | | | | | | | | | | | |
|-------------------------------------------------|----|--------|--------|---------|--------|--------|--------|--------|--------|--------|--------|--------|--------|---------|---------|---------|
| | | 2021 | | | | | | 2022 | | | | | | | | |
| Sublanço | .. | Jul | Ago | Set | Out | Nov | Dez | Jan | Fev | Mar | Abr | Mai | Jun | Jul | Ago | Set |
| Sacavém – S. João da Talha | .. | 94.005 | 97.150 | 100.707 | 98.831 | 98.010 | 93.270 | 85.257 | 95.515 | 93.919 | 96.533 | 99.751 | 97.402 | 101.044 | 100.361 | 101.690 |
| S. João da Talha – Stª Iria de Azóia (A1/IC2) | .. | 86.530 | 90.326 | 92.708 | 90.915 | 89.913 | 85.622 | 78.127 | 87.473 | 85.965 | 88.788 | 91.561 | 89.627 | 93.189 | 93.275 | 93.510 |
| Stª Iria de Azóia (A1/IC2) – Alverca (A1/A9) | .. | 79.224 | 83.273 | 86.510 | 85.175 | 84.432 | 79.079 | 71.389 | 80.848 | 79.515 | 83.024 | 85.442 | 83.145 | 86.170 | 85.607 | 85.080 |
| Alverca (A1/A9) – Vila Franca de Xira II | .. | 62.253 | 67.403 | 68.643 | 68.219 | 66.420 | 62.718 | 54.978 | 62.575 | 61.271 | 65.349 | 66.455 | 65.672 | 68.846 | 69.891 | 69.411 |
| Vila Franca de Xira II – Vila Franca de Xira I | .. | 63.123 | 68.350 | 69.185 | 69.035 | 67.085 | 63.330 | 55.596 | 63.225 | 61.975 | 66.003 | 67.129 | 66.572 | 69.830 | 70.848 | 70.138 |
| Vila Franca de Xira I – Castanheira do Ribatejo | .. | 52.532 | 58.238 | 56.445 | 55.575 | 54.036 | 51.693 | 44.384 | 50.645 | 49.343 | 54.155 | 54.874 | 55.505 | 58.493 | 60.894 | 57.924 |
| Castanheira do Ribatejo – A1/A10 | .. | 51.694 | 57.788 | 55.659 | 54.704 | 53.240 | 50.992 | 43.662 | 49.810 | 48.424 | 53.277 | 53.696 | 54.403 | 57.364 | 60.130 | 57.036 |
| A1/A10 – Carregado | .. | 62.000 | 70.329 | 66.326 | 64.835 | 63.117 | 60.158 | 50.951 | 58.459 | 56.883 | 63.495 | 63.866 | 65.410 | 69.356 | 73.570 | 68.668 |
| Carregado – Aveiras de Cima | .. | 45.483 | 54.953 | 48.773 | 47.672 | 45.887 | 44.008 | 36.384 | 41.916 | 40.587 | 47.415 | 46.167 | 48.176 | 52.038 | 57.831 | 51.158 |
| Aveiras de Cima – Cartaxo | .. | 35.394 | 44.451 | 37.917 | 37.077 | 35.387 | 34.033 | 27.367 | 31.713 | 30.534 | 36.979 | 35.334 | 37.440 | 40.556 | 46.534 | 39.789 |
| Cartaxo – Santarém | .. | 36.096 | 45.164 | 38.522 | 37.723 | 36.086 | 34.680 | 27.966 | 32.364 | 31.194 | 37.607 | 35.942 | 38.119 | 41.178 | 47.255 | 40.482 |
| Santarém – A1/A15 | .. | 41.767 | 55.092 | 43.226 | 40.223 | 37.871 | 36.354 | 29.577 | 34.106 | 32.766 | 40.344 | 38.150 | 41.976 | 47.108 | 56.605 | 45.211 |
| A1/A15 – Torres Novas (A1/A23) | .. | 39.150 | 52.678 | 40.722 | 37.829 | 35.416 | 34.124 | 27.361 | 31.666 | 30.421 | 38.033 | 35.592 | 39.209 | 44.307 | 54.156 | 42.715 |
| Torres Novas (A1/A23) – Fátima | .. | 27.476 | 38.008 | 28.967 | 26.458 | 24.258 | 23.176 | 18.728 | 21.734 | 20.956 | 26.312 | 25.113 | 27.494 | 30.705 | 38.538 | 30.419 |
| Fátima – Leiria | .. | 28.832 | 42.490 | 30.453 | 27.624 | 24.771 | 23.974 | 19.302 | 22.209 | 21.475 | 27.023 | 26.105 | 28.284 | 31.779 | 42.719 | 31.849 |
| Leiria – Pombal | .. | 28.341 | 41.722 | 29.964 | 27.367 | 24.494 | 23.561 | 18.828 | 21.870 | 20.937 | 26.692 | 25.730 | 27.881 | 31.140 | 42.081 | 31.419 |
| Pombal – Soure | .. | 28.299 | 41.132 | 29.768 | 27.603 | 24.608 | 23.637 | 18.883 | 21.945 | 20.984 | 26.681 | 25.724 | 27.771 | 31.048 | 41.553 | 31.209 |
| Soure – Condeixa | .. | 28.540 | 41.297 | 29.938 | 27.869 | 24.840 | 23.834 | 19.065 | 22.133 | 21.216 | 26.889 | 26.023 | 27.991 | 31.301 | 41.777 | 31.454 |



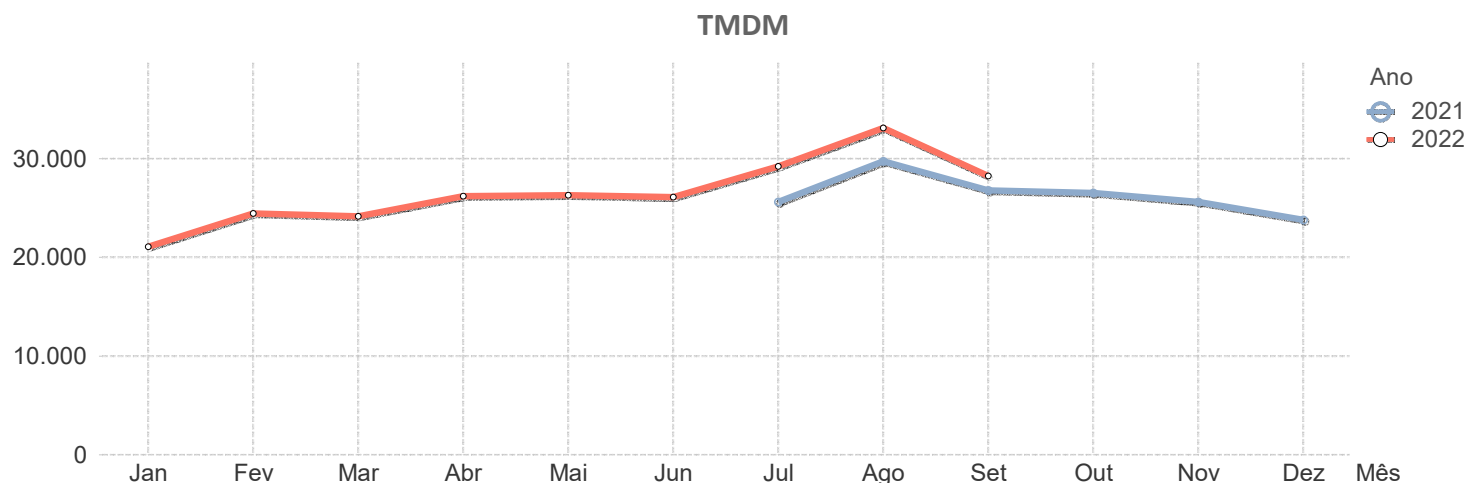
| | | A1 | | | | | | | | | | | | | | |
|--------------------------------------|-----------|---------------|---------------|---------------|---------------|---------------|---------------|---------------|---------------|---------------|---------------|---------------|---------------|---------------|---------------|---------------|
| | | 2021 | | | | | | 2022 | | | | | | | | |
| Sublanço | .. | Jul | Ago | Set | Out | Nov | Dez | Jan | Fev | Mar | Abr | Mai | Jun | Jul | Ago | Set |
| Condeixa – Coimbra Sul | | 31.734 | 44.651 | 32.577 | 30.157 | 27.475 | 26.165 | 21.268 | 24.682 | 23.468 | 29.450 | 28.736 | 30.620 | 34.375 | 45.593 | 34.242 |
| Coimbra Sul – Coimbra Norte (A1/A14) | | 29.931 | 42.742 | 30.810 | 28.371 | 25.831 | 24.735 | 20.073 | 23.295 | 22.218 | 27.835 | 27.190 | 28.867 | 32.688 | 43.501 | 32.244 |
| Coimbra Norte (A1/A14) – Mealhada | | 29.850 | 39.959 | 31.045 | 29.315 | 27.195 | 25.501 | 21.041 | 24.459 | 25.304 | 28.491 | 28.694 | 29.710 | 32.664 | 40.636 | 32.552 |
| Mealhada – Aveiro Sul | | 29.121 | 38.855 | 30.231 | 28.647 | 26.553 | 24.955 | 20.589 | 23.959 | 24.373 | 27.908 | 27.974 | 29.019 | 32.006 | 39.809 | 31.748 |
| Aveiro Sul – Albergaria (A1/A25) | | 26.816 | 36.080 | 27.811 | 26.132 | 24.214 | 22.920 | 18.747 | 21.887 | 22.358 | 25.574 | 25.629 | 26.577 | 29.394 | 36.888 | 29.180 |
| Albergaria (A1/A25) – Estarreja | | 43.725 | 56.206 | 45.215 | 43.268 | 40.709 | 39.384 | 32.321 | 37.344 | 36.805 | 42.451 | 42.235 | 43.440 | 49.066 | 59.070 | 47.660 |
| Estarreja – Feira | | 40.762 | 53.026 | 42.538 | 40.643 | 38.121 | 37.077 | 30.249 | 34.991 | 34.535 | 40.049 | 39.750 | 40.795 | 46.610 | 56.326 | 45.004 |
| Feira – Espinho (A1/A41) | | 45.388 | 56.781 | 47.512 | 45.947 | 43.577 | 42.788 | 34.745 | 40.096 | 39.686 | 45.006 | 44.988 | 45.731 | 51.697 | 62.184 | 50.247 |
| Espinho (A1/A41) – Feiteira | | 45.837 | 54.215 | 48.321 | 46.953 | 45.078 | 44.001 | 36.227 | 42.052 | 41.628 | 46.147 | 46.483 | 46.848 | 51.965 | 59.537 | 50.987 |
| Feiteira – Carvalhos | | 73.177 | 79.490 | 74.619 | 72.560 | 71.275 | 69.021 | 59.871 | 67.338 | 66.594 | 71.165 | 72.473 | 71.670 | 77.154 | 83.603 | 76.814 |
| Carvalhos – Jaca | | 43.531 | 45.712 | 45.441 | 44.393 | 42.815 | 41.960 | 36.762 | 40.799 | 40.339 | 42.700 | 43.269 | 42.511 | 44.648 | 46.192 | 44.642 |
| Jaca – Santo Ovídio | | 69.511 | 70.283 | 72.429 | 70.776 | 69.176 | 67.586 | 60.269 | 66.990 | 66.544 | 68.704 | 70.058 | 67.992 | 71.552 | 71.373 | 71.950 |
| Santo Ovídio – Coimbrões | | 70.831 | 71.686 | 71.792 | 71.261 | 79.000 | 69.871 | 62.938 | 69.569 | 69.255 | 71.296 | 72.678 | 71.294 | 74.558 | 74.028 | 74.296 |
| Coimbrões – Canidelo | | 113.803 | 116.471 | 116.676 | 113.804 | 114.546 | 110.861 | 103.233 | 102.900 | 100.664 | 112.867 | 116.862 | 115.777 | 120.891 | 117.696 | 119.028 |
| Canidelo – Afurada | | 108.450 | 111.045 | 112.234 | 109.854 | 111.797 | 107.133 | 100.202 | 108.728 | 108.625 | 111.138 | 113.933 | 111.737 | 116.510 | 114.191 | 115.238 |
| Afurada – Arrábida | | 108.450 | 111.045 | 112.234 | 109.854 | 111.797 | 107.133 | 100.202 | 108.728 | 108.625 | 111.138 | 113.933 | 111.737 | 116.510 | 114.191 | 115.238 |
| Média Ponderada | | 39.407 | 49.876 | 41.513 | 39.592 | 37.467 | 35.857 | 29.986 | 34.334 | 33.620 | 38.898 | 38.403 | 39.856 | 43.661 | 51.495 | 43.161 |



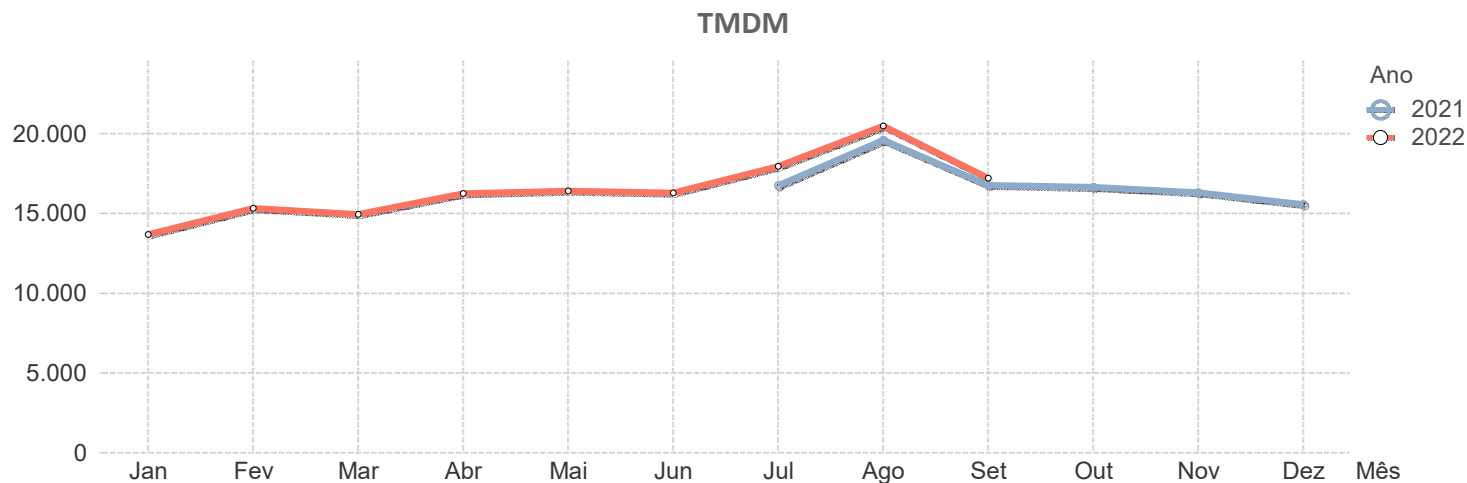
| | | A2 | | | | | | | | | | | | | | |
|---------------------------------|----|---------------|---------------|---------------|---------------|---------------|---------------|---------------|---------------|---------------|---------------|---------------|---------------|---------------|---------------|---------------|
| | | 2021 | | | | | | 2022 | | | | | | | | |
| Sublanço | .. | Jul | Ago | Set | Out | Nov | Dez | Jan | Fev | Mar | Abr | Mai | Jun | Jul | Ago | Set |
| Ponte 25 de Abril | .. | 142.321 | 147.795 | 146.577 | 141.217 | 136.178 | 127.944 | 121.170 | 136.848 | 133.200 | 139.713 | 145.760 | 145.274 | 158.697 | 153.753 | 148.019 |
| Almada – Fogueteiro | .. | 84.130 | 88.106 | 86.927 | 83.349 | 81.842 | 79.105 | 74.423 | 82.341 | 79.378 | 83.825 | 84.853 | 86.271 | 89.538 | 89.969 | 87.194 |
| Fogueteiro – Coina | .. | 36.493 | 39.713 | 37.813 | 36.226 | 34.832 | 33.452 | 30.373 | 34.313 | 32.907 | 36.176 | 36.347 | 37.891 | 40.445 | 41.306 | 38.786 |
| Coina – Palmela | .. | 33.552 | 36.856 | 33.757 | 32.261 | 30.360 | 28.465 | 26.191 | 29.854 | 28.657 | 31.899 | 32.162 | 34.077 | 37.219 | 38.317 | 34.899 |
| Palmela – A2/A12 | .. | 34.764 | 38.040 | 34.669 | 33.248 | 31.416 | 29.379 | 26.963 | 30.674 | 29.520 | 32.775 | 33.143 | 35.023 | 38.461 | 39.536 | 35.711 |
| A2/A12 – Marateca | .. | 30.818 | 38.153 | 29.171 | 25.439 | 22.200 | 21.095 | 18.182 | 21.518 | 20.003 | 26.240 | 24.841 | 29.535 | 35.971 | 39.611 | 30.171 |
| Marateca – A2/A6/A13 | .. | 29.262 | 36.507 | 27.631 | 24.076 | 20.882 | 19.847 | 16.997 | 20.246 | 18.781 | 24.712 | 23.439 | 28.021 | 34.348 | 38.003 | 28.821 |
| A2/A6/A13 – Alcácer do Sal | .. | 29.410 | 40.897 | 25.687 | 18.999 | 15.782 | 14.571 | 12.829 | 15.200 | 14.280 | 19.858 | 18.697 | 25.095 | 33.653 | 40.410 | 26.098 |
| Alcácer do Sal – Grândola Norte | .. | 25.993 | 36.770 | 23.034 | 16.765 | 14.042 | 12.955 | 11.286 | 13.480 | 12.520 | 17.631 | 16.234 | 22.291 | 29.964 | 36.638 | 23.494 |
| Grândola Norte – Grândola Sul | .. | 20.575 | 30.080 | 18.104 | 12.623 | 10.552 | 9.602 | 8.224 | 9.833 | 9.223 | 13.445 | 12.037 | 17.423 | 23.913 | 29.705 | 18.578 |
| Grândola Sul – Aljustrel | .. | 17.371 | 26.440 | 14.886 | 9.656 | 7.830 | 7.029 | 5.957 | 7.175 | 6.853 | 10.415 | 9.249 | 14.330 | 20.243 | 25.788 | 15.191 |
| Aljustrel – Castro Verde | .. | 17.288 | 26.417 | 14.791 | 9.518 | 7.697 | 6.909 | 5.852 | 7.050 | 6.745 | 10.303 | 9.156 | 14.225 | 20.157 | 25.763 | 15.104 |
| Castro Verde – Almodôvar | .. | 18.633 | 28.167 | 15.961 | 10.434 | 8.464 | 7.712 | 6.520 | 7.784 | 7.453 | 11.302 | 10.136 | 15.421 | 21.760 | 27.659 | 16.368 |
| Almodôvar – S. B. Messines | .. | 18.988 | 28.597 | 16.305 | 10.769 | 8.780 | 8.029 | 6.773 | 8.067 | 7.715 | 11.579 | 10.447 | 15.737 | 22.067 | 28.099 | 16.716 |
| S. B. Messines – Paderne (A22) | .. | 18.524 | 27.853 | 15.930 | 10.497 | 8.521 | 7.732 | 6.585 | 7.855 | 7.563 | 11.284 | 10.273 | 15.440 | 21.743 | 27.492 | 16.392 |
| Média Ponderada | | 28.463 | 37.122 | 26.496 | 21.455 | 19.177 | 17.939 | 16.109 | 18.613 | 17.776 | 22.098 | 21.290 | 26.037 | 32.380 | 37.238 | 27.023 |



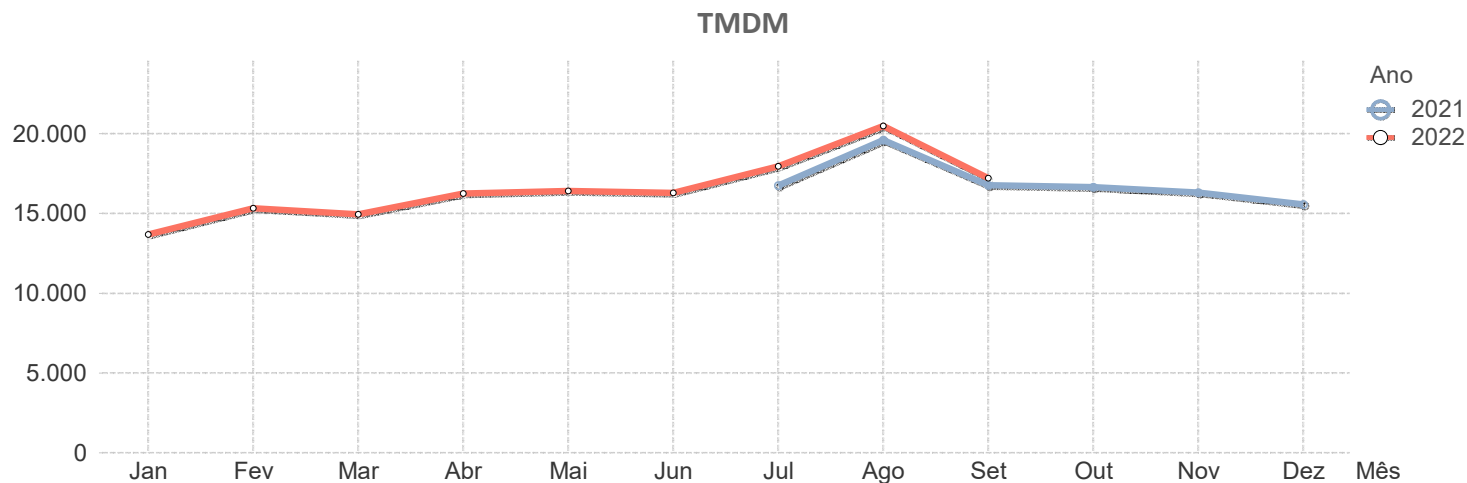
| | | A3 | | | | | | | | | | | | | | |
|-----------------------------------------|-----------|---------------|---------------|---------------|---------------|---------------|---------------|---------------|---------------|---------------|---------------|---------------|---------------|---------------|---------------|---------------|
| | | 2021 | | | | | | 2022 | | | | | | | | |
| Sublanço | .. | Jul | Ago | Set | Out | Nov | Dez | Jan | Fev | Mar | Abr | Mai | Jun | Jul | Ago | Set |
| Porto (VCI) – EN 12 | .. | 100.214 | 104.502 | 104.164 | 101.447 | 101.978 | 95.721 | 87.780 | 98.594 | 98.084 | 101.691 | 103.811 | 101.260 | 107.208 | 108.865 | 103.269 |
| EN 12 – Águas Santas (A3/A4) | .. | 125.707 | 128.100 | 131.145 | 129.326 | 130.512 | 122.205 | 111.696 | 125.595 | 125.500 | 128.827 | 132.190 | 127.927 | 134.870 | 134.363 | 132.374 |
| Águas Santas (A3/A4) – Maia | .. | 72.486 | 74.450 | 75.603 | 74.816 | 74.946 | 69.478 | 63.419 | 71.743 | 72.612 | 73.943 | 74.882 | 71.611 | 76.685 | 77.524 | 76.692 |
| Maia – Santo Tirso | .. | 57.516 | 61.765 | 60.907 | 60.431 | 59.810 | 55.550 | 49.231 | 57.112 | 57.032 | 58.475 | 60.956 | 59.416 | 64.442 | 67.046 | 64.659 |
| Santo Tirso – Famalicão | .. | 50.575 | 55.351 | 53.180 | 52.575 | 51.756 | 48.001 | 42.480 | 49.429 | 49.095 | 50.529 | 52.722 | 51.645 | 56.837 | 60.223 | 56.313 |
| Famalicão – Cruz | .. | 26.596 | 30.810 | 27.674 | 27.192 | 26.320 | 24.333 | 21.268 | 24.917 | 24.634 | 26.863 | 27.341 | 27.027 | 30.157 | 33.833 | 29.875 |
| Cruz – Braga Sul | .. | 24.772 | 29.010 | 25.917 | 25.478 | 24.639 | 22.750 | 19.716 | 23.298 | 22.930 | 25.131 | 25.616 | 25.306 | 28.368 | 32.069 | 28.055 |
| Braga Sul – Braga Poente | .. | 11.353 | 15.313 | 11.487 | 11.263 | 10.295 | 9.602 | 8.263 | 9.817 | 9.370 | 11.175 | 10.839 | 11.210 | 13.583 | 17.929 | 12.481 |
| Braga Poente – EN 201 | .. | 10.495 | 15.398 | 10.652 | 10.410 | 9.193 | 8.731 | 7.371 | 8.865 | 8.330 | 10.505 | 9.810 | 10.288 | 12.816 | 18.259 | 11.589 |
| EN 201 – Ponte de Lima Sul | .. | 11.337 | 16.423 | 11.560 | 11.379 | 10.166 | 9.525 | 8.159 | 9.743 | 9.205 | 11.363 | 10.736 | 11.207 | 13.863 | 19.486 | 12.464 |
| Ponte de Lima Sul – Ponte de Lima Norte | .. | 13.856 | 19.207 | 13.998 | 13.938 | 12.855 | 11.996 | 10.574 | 12.348 | 11.847 | 13.945 | 13.401 | 13.847 | 16.483 | 22.594 | 15.053 |
| Ponte de Lima Norte – EN 303 | .. | 8.160 | 11.627 | 8.655 | 8.781 | 7.687 | 7.063 | 5.936 | 7.119 | 6.814 | 8.886 | 8.105 | 8.713 | 10.664 | 14.550 | 9.171 |
| EN 303 – Valença (Sul) | .. | 7.832 | 11.166 | 8.333 | 8.515 | 7.433 | 6.799 | 5.706 | 6.835 | 6.548 | 8.588 | 7.792 | 8.351 | 10.273 | 13.572 | 8.857 |
| Valença (Sul) – Valença | .. | 15.782 | 20.182 | 16.584 | 16.972 | 15.600 | 14.191 | 13.167 | 15.201 | 14.487 | 17.325 | 16.151 | 16.854 | 19.393 | 23.599 | 17.636 |
| Valença – Fronteira | .. | 13.269 | 18.243 | 15.131 | 15.486 | 16.102 | 12.946 | 14.848 | 16.468 | 16.627 | 18.816 | 17.610 | 17.853 | 20.335 | 24.144 | 18.604 |
| Média Ponderada | .. | 25.621 | 29.736 | 26.802 | 26.544 | 25.635 | 23.810 | 21.082 | 24.462 | 24.153 | 26.193 | 26.321 | 26.121 | 29.234 | 33.113 | 28.248 |



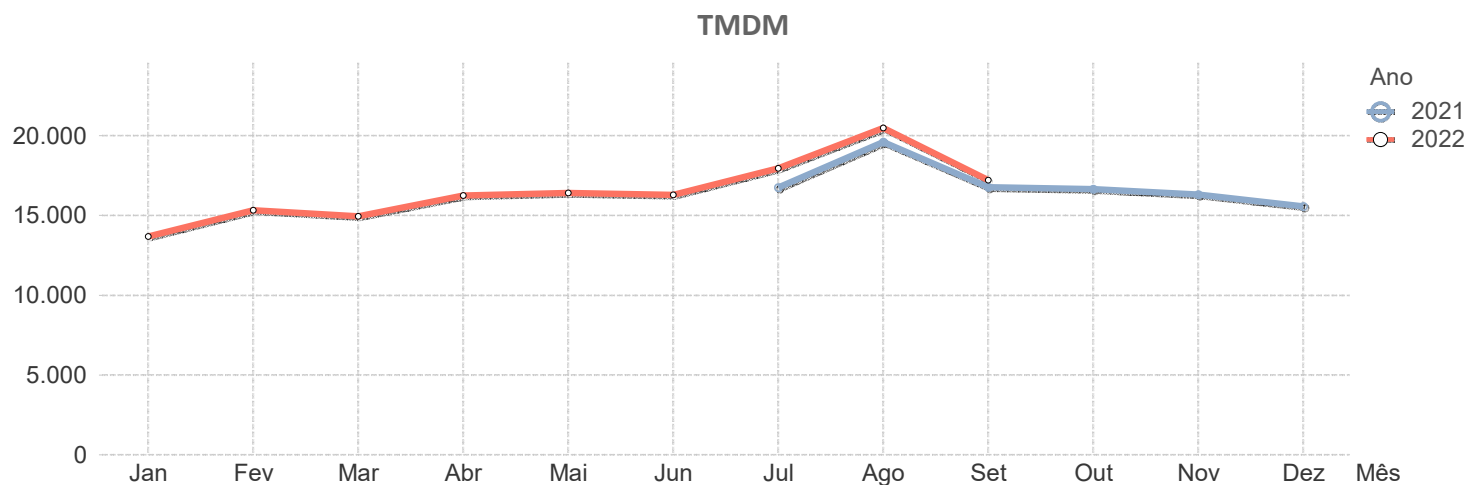
| | | A4 | | | | | | | | | | | | | | |
|------------------------------------------|----|--------|--------|--------|--------|--------|--------|--------|--------|--------|--------|--------|--------|--------|--------|--------|
| | | 2021 | | | | | | 2022 | | | | | | | | |
| Sublanço | .. | Jul | Ago | Set | Out | Nov | Dez | Jan | Fev | Mar | Abr | Mai | Jun | Jul | Ago | Set |
| Matosinhos – Sendim | .. | 40.509 | 37.420 | 42.745 | 44.859 | 46.931 | 43.884 | 40.595 | 45.001 | 41.744 | 42.006 | 47.508 | 46.048 | 48.923 | 41.578 | 48.253 |
| Sendim – Guifões | .. | 55.522 | 53.589 | 58.337 | 60.392 | 62.125 | 58.527 | 52.341 | 57.410 | 58.782 | 60.266 | 67.125 | 64.708 | 67.082 | 59.660 | 65.859 |
| Guifões – Custóias | .. | 55.522 | 53.589 | 58.337 | 60.392 | 62.125 | 58.527 | 52.341 | 57.410 | 58.782 | 60.266 | 66.176 | 64.708 | 67.082 | 59.660 | 65.859 |
| Custóias – Via Norte | .. | 49.089 | 49.210 | 52.324 | 52.862 | 53.388 | 50.983 | 42.919 | 50.430 | 50.814 | 53.121 | 57.142 | 55.088 | 59.898 | 55.255 | 57.129 |
| Via Norte – Ponte da Pedra | .. | 45.783 | 46.004 | 48.897 | 49.655 | 50.126 | 47.362 | 40.429 | 47.761 | 48.010 | 49.585 | 53.475 | 51.380 | 55.663 | 51.074 | 53.398 |
| Ponte da Pedra – Águas Santas (A3/A4) | .. | 53.594 | 53.042 | 56.008 | 57.161 | 58.226 | 54.996 | 48.196 | 52.988 | 46.702 | 55.430 | 61.190 | 59.346 | 62.467 | 57.329 | 60.751 |
| Águas Santas (A3/A4) – Ermesinde | .. | 84.312 | 88.264 | 86.448 | 86.336 | 85.700 | 81.696 | 73.840 | 81.999 | 80.565 | 82.940 | 86.515 | 84.362 | 87.871 | 87.029 | 83.451 |
| Ermesinde – Valongo | .. | 44.769 | 46.867 | 45.903 | 45.843 | 45.506 | 43.380 | 39.209 | 43.541 | 42.779 | 44.040 | 45.938 | 44.795 | 46.659 | 46.212 | 44.312 |
| Valongo – Campo | .. | 42.106 | 44.353 | 42.722 | 42.919 | 43.001 | 40.565 | 36.218 | 40.406 | 39.529 | 41.017 | 42.553 | 41.580 | 44.307 | 44.345 | 42.143 |
| Campo – A4/A41 | .. | 43.172 | 47.913 | 43.229 | 42.294 | 41.693 | 39.767 | 35.308 | 39.473 | 38.739 | 41.280 | 42.330 | 41.911 | 46.479 | 49.324 | 43.667 |
| A4/A41 – Baltar | .. | 43.172 | 47.913 | 43.229 | 42.294 | 41.693 | 39.767 | 35.308 | 39.473 | 38.739 | 41.280 | 42.330 | 41.911 | 46.479 | 49.324 | 43.667 |
| Baltar – Paredes | .. | 37.610 | 42.509 | 37.614 | 36.644 | 36.019 | 34.342 | 30.385 | 34.010 | 33.428 | 35.865 | 36.557 | 36.571 | 40.775 | 43.925 | 37.933 |
| Paredes – Guilhufe | .. | 33.473 | 38.379 | 33.333 | 32.360 | 31.679 | 30.185 | 26.617 | 29.928 | 29.359 | 31.706 | 32.243 | 32.363 | 36.182 | 39.823 | 33.665 |
| Guilhufe – Penafiel | .. | 33.125 | 37.828 | 33.264 | 32.427 | 31.969 | 30.455 | 26.953 | 30.220 | 29.516 | 31.729 | 32.344 | 32.281 | 35.976 | 39.268 | 33.586 |
| Penafiel – Castelões (A4/A11) | .. | 28.555 | 33.504 | 28.323 | 27.422 | 26.424 | 25.511 | 22.495 | 25.214 | 24.608 | 26.935 | 27.232 | 27.384 | 30.788 | 34.691 | 28.541 |
| Castelões (A4/A11) – Amarante Poente | .. | 21.873 | 27.210 | 21.461 | 20.796 | 19.865 | 19.033 | 16.541 | 18.782 | 18.358 | 20.573 | 20.540 | 20.875 | 24.105 | 28.977 | 22.187 |
| Amarante Poente – Amarante (Margem E...) | .. | 26.567 | 31.587 | 25.632 | 25.287 | 24.292 | 23.464 | 20.565 | 23.049 | 22.477 | 24.938 | 24.890 | 25.040 | 27.519 | 32.762 | 26.226 |
| Amarante (Margem Esqª) – Gerales | .. | 25.466 | 30.452 | 24.679 | 24.361 | 23.295 | 22.483 | 19.700 | 22.101 | 21.545 | 23.945 | 23.887 | 24.019 | 26.445 | 31.341 | 25.196 |



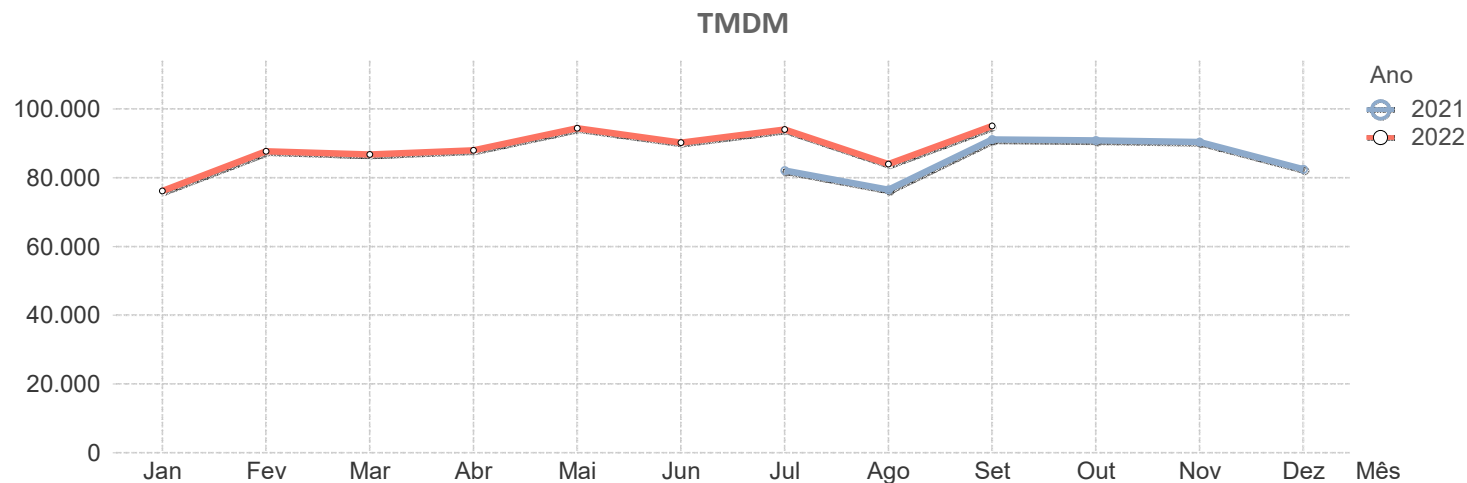
| | | A4 | | | | | | | | | | | | | | |
|-------------------------------------|-----------|-------------|------------|------------|------------|------------|------------|-------------|------------|------------|------------|------------|------------|------------|------------|------------|
| | | 2021 | | | | | | 2022 | | | | | | | | |
| Sublanço | .. | Jul | Ago | Set | Out | Nov | Dez | Jan | Fev | Mar | Abr | Mai | Jun | Jul | Ago | Set |
| Geraldes – Padronelo | .. | 25.297 | 30.695 | 25.415 | 23.187 | 22.067 | 23.204 | 19.640 | 20.882 | 20.468 | 22.998 | 22.651 | 22.704 | 24.082 | 29.148 | 24.155 |
| Padronelo – Ligação ao IP4 | .. | 18.336 | 23.017 | 18.984 | 18.227 | 17.629 | 16.725 | 15.108 | 16.212 | 15.843 | 17.807 | 17.534 | 17.578 | 20.119 | 25.137 | 20.744 |
| Ligação ao IP4 – Campeã | .. | 13.612 | 17.160 | 14.366 | 13.596 | 13.304 | 12.577 | 10.504 | 11.911 | 11.652 | 13.382 | 13.147 | 13.147 | 15.037 | 18.632 | 15.875 |
| Campeã – Parada de Cunhos | .. | 13.689 | 17.199 | 14.633 | 13.720 | 13.288 | 12.376 | 10.710 | 12.142 | 11.842 | 13.492 | 12.922 | 13.037 | 14.711 | 17.390 | 15.354 |
| Parada de Cunhos – Vila Real Sul | .. | 11.782 | 14.575 | 11.479 | 11.508 | 10.792 | 10.443 | 8.822 | 10.021 | 9.759 | 11.078 | 10.830 | 11.024 | 12.682 | 16.352 | 12.188 |
| Vila Real Sul – A4/A24 | .. | 11.858 | 15.605 | 11.611 | 11.639 | 10.931 | 10.756 | 9.067 | 10.226 | 9.913 | 11.358 | 11.002 | 11.091 | 12.602 | 16.754 | 12.261 |
| A4/A24 – Vila Real Nascente | .. | 9.527 | 12.538 | 9.275 | 9.347 | 8.871 | 8.750 | 7.394 | 8.321 | 7.940 | 8.984 | 8.400 | 8.578 | 9.658 | 13.113 | 9.350 |
| Vila Real Nascente – Lames | .. | 13.689 | 17.496 | 13.465 | 13.492 | 12.609 | 12.709 | 11.003 | 11.821 | 11.719 | 12.999 | 12.422 | 12.532 | 13.829 | 18.140 | 13.318 |
| Lames – Justes | .. | 12.791 | 16.483 | 12.505 | 12.385 | 12.071 | 11.879 | 10.173 | 11.440 | 10.948 | 12.163 | 11.604 | 11.706 | 12.937 | 17.190 | 12.693 |
| Justes – Pópulo | .. | 12.003 | 15.539 | 11.817 | 11.995 | 11.420 | 11.200 | 9.598 | 10.827 | 10.350 | 11.536 | 10.971 | 11.050 | 12.028 | 16.192 | 11.899 |
| Pópulo – Murça | .. | 8.686 | 11.280 | 8.402 | 8.580 | 8.252 | 8.027 | 6.963 | 7.792 | 7.510 | 8.310 | 7.940 | 7.911 | 8.873 | 11.781 | 8.542 |
| Murça – Palheiros | .. | 7.442 | 9.725 | 7.120 | 7.280 | 6.956 | 6.509 | 5.897 | 6.627 | 6.344 | 7.170 | 6.753 | 6.747 | 7.510 | 10.192 | 7.246 |
| Palheiros – Franco | .. | 7.371 | 9.665 | 7.062 | 7.221 | 6.902 | 6.735 | 5.822 | 6.548 | 6.270 | 7.100 | 6.684 | 6.700 | 7.537 | 10.151 | 7.201 |
| Franco – Lamas de Orelhão | .. | 7.530 | 9.816 | 7.181 | 7.326 | 7.041 | 6.868 | 5.931 | 6.658 | 6.381 | 7.221 | 6.787 | 6.807 | 7.662 | 10.290 | 7.281 |
| Lamas de Orelhão – Mirandela Poente | .. | 8.044 | 10.427 | 7.471 | 7.787 | 7.437 | 7.241 | 6.295 | 7.012 | 6.772 | 7.652 | 7.266 | 7.253 | 7.664 | 10.804 | 7.794 |
| Mirandela Poente – Mirandela Norte | .. | 6.132 | 8.245 | 5.720 | 5.884 | 5.695 | 5.470 | 4.767 | 5.360 | 5.068 | 5.695 | 5.379 | 5.455 | 6.205 | 8.595 | 5.876 |
| Mirandela Norte – Romeu | .. | 6.750 | 8.797 | 6.305 | 6.493 | 6.276 | 5.929 | 5.299 | 5.990 | 5.732 | 6.283 | 6.029 | 6.104 | 6.844 | 9.159 | 6.462 |
| Romeu – Amendoeira | .. | 6.698 | 8.743 | 6.247 | 6.427 | 6.201 | 5.871 | 5.254 | 5.943 | 5.675 | 6.222 | 5.971 | 6.040 | 6.770 | 9.071 | 6.393 |



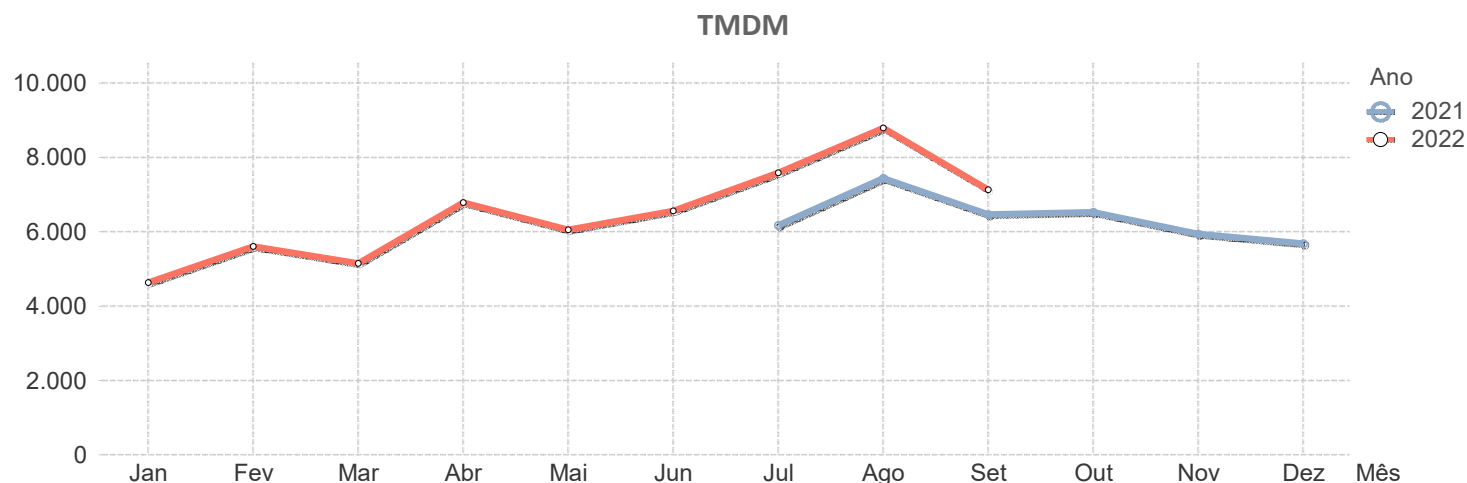
| A4 | | | | | | | | | | | | | | | | |
|------------------------------------------|---------------|---------------|---------------|---------------|---------------|---------------|---------------|---------------|---------------|---------------|---------------|---------------|---------------|---------------|---------------|--|
| Sublanço | 2021 | | | | | | 2022 | | | | | | | | | |
| | Jul | Ago | Set | Out | Nov | Dez | Jan | Fev | Mar | Abr | Mai | Jun | Jul | Ago | Set | |
| Amendoeira – Lamas de Podence | 6.744 | 9.078 | 6.097 | 6.225 | 5.976 | 5.564 | 4.992 | 5.711 | 5.431 | 6.056 | 5.778 | 5.899 | 6.738 | 9.098 | 6.131 | |
| Lamas de Podence – Azibo | 7.474 | 10.058 | 6.616 | 6.696 | 6.425 | 5.982 | 5.362 | 6.036 | 5.803 | 6.522 | 6.277 | 6.420 | 7.457 | 9.852 | 6.665 | |
| Azibo – Quintela de Lapaças | 6.799 | 8.827 | 6.403 | 6.619 | 6.401 | 5.941 | 5.293 | 5.935 | 5.723 | 6.387 | 6.155 | 6.187 | 6.904 | 9.124 | 6.500 | |
| Quintela de Lapaças – Vale de Nogueira | 6.511 | 8.355 | 6.173 | 6.372 | 6.181 | 5.709 | 5.127 | 5.737 | 5.528 | 6.156 | 5.934 | 5.957 | 6.638 | 8.695 | 6.289 | |
| Vale de Nogueira – Santa Comba de Rossas | 6.998 | 8.944 | 6.698 | 6.866 | 6.645 | 6.274 | 5.608 | 6.220 | 5.998 | 6.646 | 6.428 | 6.432 | 7.102 | 9.328 | 6.817 | |
| Santa Comba de Rossas – Mós | 7.267 | 9.306 | 6.976 | 7.155 | 6.925 | 6.507 | 5.830 | 6.455 | 6.236 | 6.915 | 6.676 | 6.619 | 7.392 | 9.750 | 7.083 | |
| Mós – Bragança Poente | 8.405 | 10.771 | 8.053 | 8.238 | 8.137 | 7.585 | 6.861 | 7.505 | 7.313 | 8.001 | 7.788 | 7.693 | 8.529 | 11.325 | 8.148 | |
| Bragança Poente – Bragança Sul | 2.069 | 3.049 | 1.928 | 1.945 | 1.790 | 1.648 | 1.524 | 1.638 | 1.569 | 1.877 | 1.723 | 1.717 | 2.345 | 3.623 | 1.996 | |
| Bragança Sul – Bragança Nascente | 2.755 | 3.818 | 2.377 | 2.494 | 2.354 | 2.186 | 2.049 | 2.263 | 2.181 | 2.516 | 2.287 | 2.300 | 3.017 | 4.403 | 2.580 | |
| Bragança Nascente – Rio Frio | 4.199 | 5.773 | 3.852 | 4.069 | 3.795 | 3.562 | 3.190 | 3.558 | 3.398 | 3.934 | 3.745 | 3.543 | 4.385 | 6.434 | 3.881 | |
| Rio Frio – Quintanilha | 2.872 | 3.944 | 2.575 | 2.753 | 2.573 | 2.294 | 2.155 | 2.395 | 2.265 | 2.681 | 2.525 | 2.377 | 3.119 | 4.497 | 2.669 | |
| Quintanilha – Quintanilha (Fronteira) | 2.656 | 3.664 | 2.405 | 2.498 | 2.435 | 2.146 | 2.013 | 2.246 | 2.131 | 2.546 | 2.303 | 2.192 | 2.690 | 4.290 | 2.531 | |
| Média Ponderada | 16.754 | 19.612 | 16.773 | 16.654 | 16.303 | 15.569 | 13.676 | 15.327 | 14.940 | 16.255 | 16.405 | 16.289 | 17.962 | 20.482 | 17.219 | |



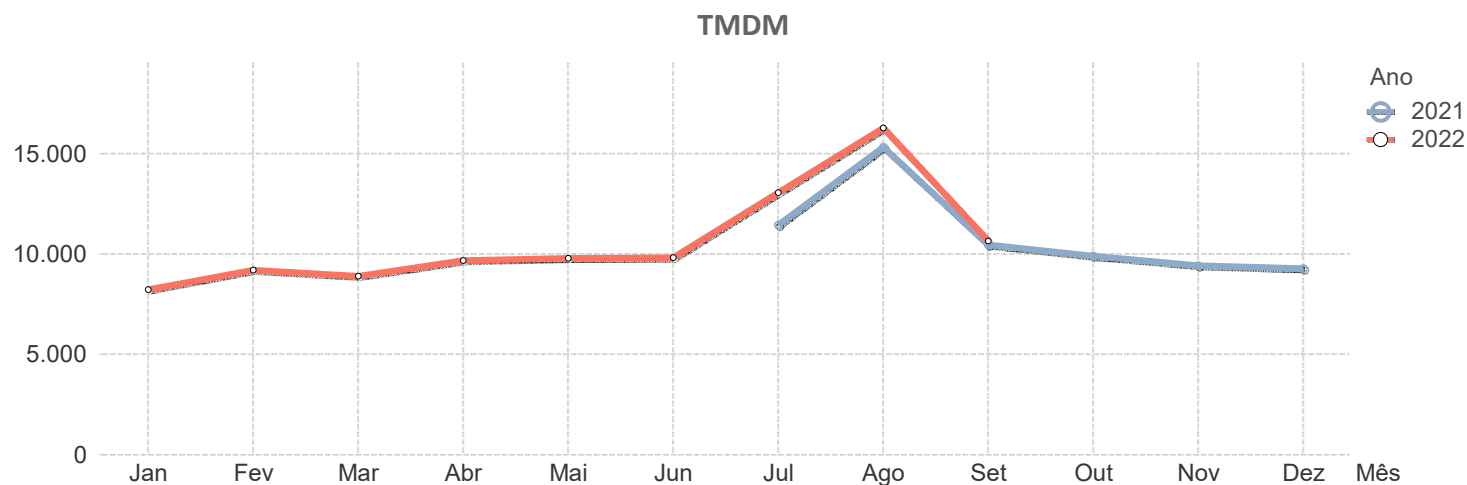
| | | A5 | | | | | | | | | | | | | | |
|---------------------------------------------|----|---------------|---------------|---------------|---------------|---------------|---------------|---------------|---------------|---------------|---------------|---------------|---------------|---------------|---------------|---------------|
| | | 2021 | | | | | | 2022 | | | | | | | | |
| Sublanço | .. | Jul | Ago | Set | Out | Nov | Dez | Jan | Fev | Mar | Abr | Mai | Jun | Jul | Ago | Set |
| Viaduto Duarte Pacheco – Cruz das Oliveiras | .. | 117.796 | 111.486 | 129.344 | 128.764 | 129.542 | 119.143 | 110.542 | 126.859 | 126.224 | 126.180 | 132.936 | 127.934 | 133.408 | 121.600 | 135.477 |
| Cruz das Oliveiras – Monsanto | .. | 119.093 | 112.541 | 131.138 | 129.696 | 129.522 | 118.623 | 110.016 | 126.093 | 125.146 | 125.501 | 131.995 | 127.535 | 131.806 | 120.749 | 134.588 |
| Monsanto – Miraflores (A5/IC17) | .. | 74.004 | 66.222 | 82.190 | 82.272 | 82.121 | 73.518 | 68.850 | 80.939 | 81.751 | 81.233 | 87.409 | 82.074 | 84.262 | 73.954 | 87.023 |
| Miraflores (A5/IC17) – Linda-a-Velha | .. | 134.960 | 124.297 | 148.090 | 147.539 | 147.690 | 133.229 | 125.065 | 144.174 | 143.752 | 144.324 | 154.587 | 146.041 | 152.037 | 134.601 | 153.257 |
| Linda-a-Velha – Estádio Nacional | .. | 125.532 | 115.299 | 136.456 | 136.517 | 136.666 | 124.851 | 115.485 | 132.194 | 130.691 | 131.698 | 141.697 | 135.447 | 139.830 | 124.070 | 140.672 |
| Estádio Nacional – Oeiras | .. | 110.814 | 102.682 | 124.070 | 123.646 | 123.692 | 113.091 | 103.035 | 119.341 | 117.935 | 119.708 | 129.372 | 123.368 | 129.824 | 114.379 | 130.700 |
| Oeiras – Carcavelos | .. | 76.926 | 72.266 | 85.725 | 85.006 | 84.203 | 77.099 | 70.704 | 81.482 | 80.037 | 82.644 | 89.076 | 85.249 | 90.234 | 79.903 | 89.464 |
| Carcavelos – Estoril | .. | 50.569 | 47.877 | 57.445 | 57.543 | 56.736 | 51.665 | 47.243 | 54.404 | 53.773 | 55.571 | 59.889 | 57.093 | 59.400 | 53.302 | 60.663 |
| Estoril – Alcabideche | .. | 40.368 | 37.761 | 45.722 | 46.235 | 44.776 | 40.834 | 37.429 | 43.391 | 42.675 | 43.650 | 47.165 | 44.993 | 46.525 | 42.158 | 47.534 |
| Alcabideche – Alvide | .. | 43.496 | 40.461 | 48.443 | 48.301 | 47.052 | 43.199 | 41.111 | 46.517 | 45.793 | 45.947 | 49.776 | 47.805 | 49.157 | 45.410 | 50.748 |
| Alvide – Cascais | .. | 34.649 | 32.698 | 38.658 | 38.197 | 36.941 | 33.964 | 32.592 | 36.615 | 35.919 | 35.910 | 39.262 | 37.886 | 39.110 | 36.393 | 39.963 |
| Média Ponderada | .. | 82.087 | 76.496 | 91.131 | 90.879 | 90.389 | 82.503 | 76.148 | 87.675 | 86.764 | 87.965 | 94.446 | 90.219 | 94.016 | 84.033 | 95.055 |



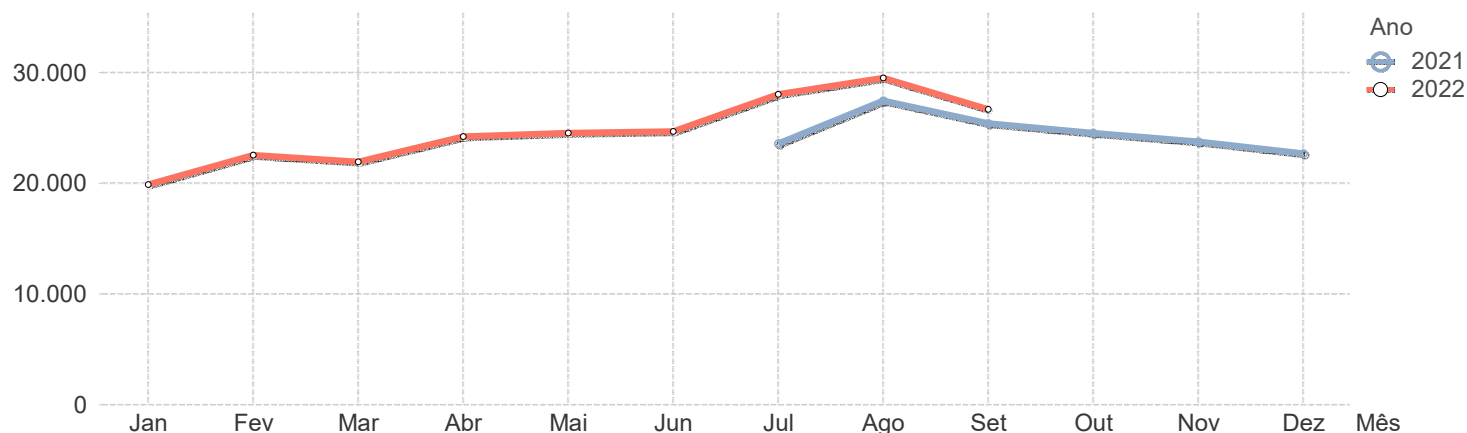
| | | A6 | | | | | | | | | | | | | | |
|-----------------------------------------|----|--------------|--------------|--------------|--------------|--------------|--------------|--------------|--------------|--------------|--------------|--------------|--------------|--------------|--------------|--------------|
| | | 2021 | | | | | | 2022 | | | | | | | | |
| Sublanço | .. | Jul | Ago | Set | Out | Nov | Dez | Jan | Fev | Mar | Abr | Mai | Jun | Jul | Ago | Set |
| A2/A6/A13 – Vendas Novas | .. | 9.870 | 11.559 | 10.364 | 10.321 | 9.426 | 9.147 | 7.498 | 8.918 | 8.249 | 10.509 | 9.749 | 10.293 | 11.723 | 13.090 | 11.303 |
| Vendas Novas – Montemor-o-Novo Poente | .. | 9.069 | 10.718 | 9.593 | 9.574 | 8.728 | 8.462 | 6.906 | 8.235 | 7.589 | 9.729 | 8.976 | 9.512 | 10.771 | 12.111 | 10.415 |
| Montemor-o-Novo Poente – Montemor-o-... | .. | 8.351 | 9.861 | 8.823 | 8.858 | 8.063 | 7.812 | 6.349 | 7.580 | 7.009 | 9.036 | 8.288 | 8.836 | 9.949 | 11.294 | 9.614 |
| Montemor-o-Novo Nascente – Évora Poente | .. | 7.221 | 8.644 | 7.653 | 7.686 | 6.892 | 6.723 | 5.422 | 6.512 | 6.077 | 7.861 | 7.146 | 7.648 | 8.728 | 9.987 | 8.371 |
| Évora Poente – Évora Nascente | .. | 3.689 | 4.651 | 3.728 | 3.803 | 3.323 | 3.350 | 2.549 | 3.161 | 2.894 | 4.124 | 3.400 | 3.749 | 4.676 | 5.682 | 4.147 |
| Évora Nascente – Estremoz | .. | 4.634 | 5.760 | 4.763 | 4.800 | 4.287 | 4.249 | 3.292 | 4.057 | 3.738 | 5.130 | 4.334 | 4.738 | 5.783 | 6.978 | 5.266 |
| Estremoz – Borba | .. | 3.435 | 4.475 | 3.535 | 3.624 | 3.158 | 3.159 | 2.410 | 3.035 | 2.755 | 3.948 | 3.234 | 3.582 | 4.566 | 5.691 | 4.021 |
| Borba – Elvas Poente | .. | 3.356 | 4.391 | 3.482 | 3.591 | 3.157 | 3.103 | 2.390 | 3.010 | 2.707 | 3.910 | 3.209 | 3.554 | 4.541 | 5.656 | 3.954 |
| Elvas Poente – EN246 | .. | 5.463 | 6.524 | 5.756 | 5.773 | 5.482 | 4.899 | 4.622 | 5.230 | 4.640 | 6.084 | 5.447 | 5.871 | 6.800 | 7.956 | 6.150 |
| EN246 – Elvas Central | .. | 6.310 | 7.369 | 6.591 | 6.835 | 6.235 | 5.655 | 5.060 | 6.079 | 5.415 | 6.947 | 6.354 | 6.799 | 7.747 | 8.960 | 7.064 |
| Elvas Central – Elvas Nascente | .. | 6.558 | 7.633 | 6.828 | 6.960 | 6.802 | 5.731 | 5.191 | 6.311 | 5.596 | 7.050 | 6.605 | 7.117 | 7.929 | 9.123 | 7.357 |
| Elvas Nascente – Caia | .. | 10.285 | 11.595 | 11.163 | 11.568 | 11.334 | 9.291 | 8.521 | 10.424 | 9.602 | 11.798 | 11.103 | 13.516 | 12.862 | 13.792 | 12.788 |
| Caia – Fronteira do Caia | .. | 10.155 | 11.439 | 10.992 | 11.373 | 11.130 | 8.948 | 8.224 | 10.199 | 9.447 | 11.650 | 10.757 | 11.538 | 12.117 | 13.711 | 12.710 |
| Média Ponderada | .. | 6.176 | 7.443 | 6.471 | 6.531 | 5.939 | 5.687 | 4.637 | 5.611 | 5.153 | 6.785 | 6.055 | 6.563 | 7.589 | 8.793 | 7.131 |



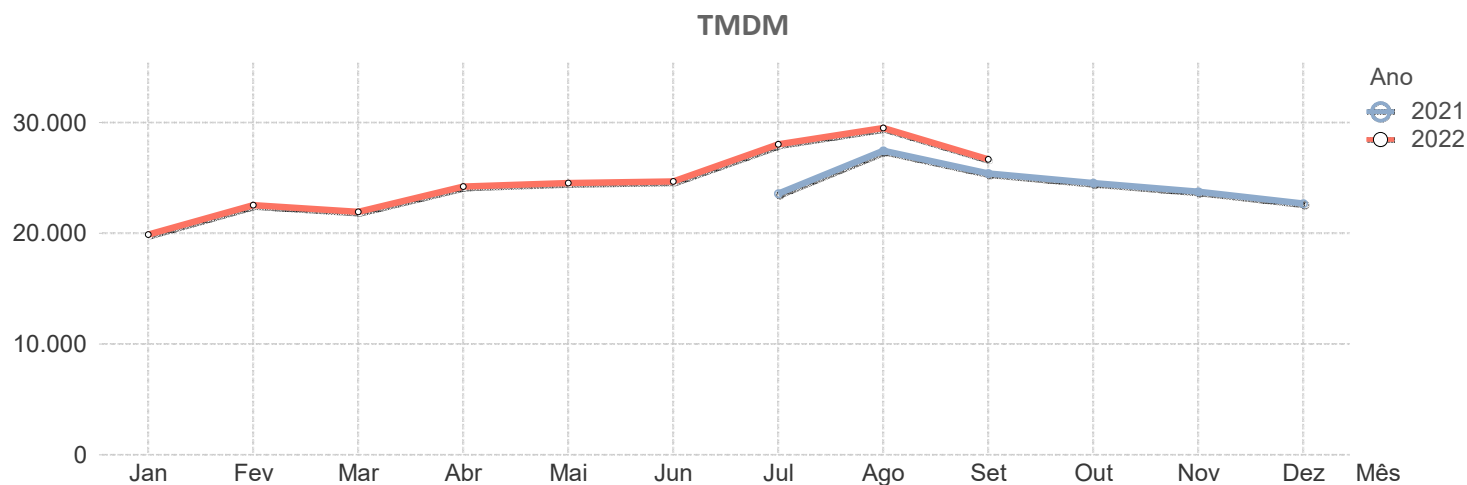
| | | A7 | | | | | | | | | | | | | | |
|----------------------------------------------|----|---------------|---------------|---------------|--------------|--------------|--------------|--------------|--------------|--------------|--------------|--------------|--------------|---------------|---------------|---------------|
| | | 2021 | | | | | | 2022 | | | | | | | | |
| Sublanço | .. | Jul | Ago | Set | Out | Nov | Dez | Jan | Fev | Mar | Abr | Mai | Jun | Jul | Ago | Set |
| Póvoa de Varzim (A28) – EN206 | .. | 11.242 | 15.346 | 9.502 | 8.182 | 7.798 | 7.650 | 7.403 | 7.959 | 7.341 | 8.333 | 8.818 | 9.441 | 13.671 | 15.661 | 9.405 |
| EN206 – Famalicão | .. | 11.689 | 15.988 | 9.914 | 8.537 | 8.114 | 7.983 | 7.772 | 8.349 | 7.678 | 8.657 | 9.160 | 9.784 | 14.193 | 16.234 | 9.759 |
| Famalicão – A3/A7 | .. | 22.956 | 24.959 | 22.225 | 21.385 | 21.316 | 20.065 | 18.389 | 20.680 | 20.403 | 20.310 | 21.530 | 21.289 | 25.452 | 25.764 | 22.258 |
| A3/A7 – Seide | .. | 26.772 | 31.230 | 26.405 | 25.364 | 24.642 | 23.486 | 21.479 | 24.263 | 24.167 | 23.895 | 25.382 | 25.473 | 30.407 | 32.801 | 26.892 |
| Seide – Ave | .. | 23.159 | 27.012 | 22.802 | 22.091 | 21.396 | 20.278 | 18.450 | 20.983 | 20.868 | 20.470 | 21.877 | 21.971 | 26.155 | 28.450 | 23.200 |
| Ave – Selho | .. | 21.409 | 24.518 | 21.159 | 20.811 | 20.200 | 19.304 | 17.358 | 19.861 | 19.696 | 18.911 | 20.527 | 20.600 | 24.115 | 26.224 | 21.948 |
| Selho – Guimarães Sul | .. | 14.182 | 18.692 | 13.313 | 12.808 | 12.350 | 12.087 | 10.265 | 11.846 | 11.404 | 12.396 | 12.714 | 12.439 | 15.875 | 20.818 | 13.811 |
| Guimarães Sul – Calvos | .. | 15.132 | 19.613 | 14.253 | 13.892 | 13.485 | 13.132 | 11.145 | 12.933 | 12.476 | 13.558 | 13.862 | 13.507 | 16.983 | 22.022 | 14.915 |
| Calvos – Fafe Sul | .. | 9.026 | 13.158 | 8.057 | 7.754 | 7.313 | 7.405 | 6.132 | 6.980 | 6.755 | 7.754 | 7.712 | 7.270 | 10.241 | 14.386 | 8.194 |
| Fafe Sul – Basto | .. | 7.729 | 11.656 | 6.825 | 6.548 | 6.036 | 6.267 | 5.177 | 5.745 | 5.498 | 6.619 | 6.138 | 6.013 | 8.581 | 12.417 | 7.009 |
| Basto – Ribeira de Pena | .. | 6.470 | 10.056 | 5.622 | 5.406 | 4.957 | 5.059 | 4.267 | 4.704 | 4.544 | 5.545 | 4.928 | 4.900 | 7.239 | 10.777 | 5.723 |
| Ribeira de Pena – Vila Pouca de Aguiar (A... | .. | 5.738 | 9.006 | 4.806 | 4.701 | 4.236 | 4.421 | 3.653 | 4.019 | 3.869 | 4.859 | 4.217 | 4.205 | 6.468 | 9.751 | 4.979 |
| Média Ponderada | .. | 11.438 | 15.323 | 10.455 | 9.907 | 9.423 | 9.279 | 8.220 | 9.203 | 8.902 | 9.683 | 9.790 | 9.824 | 13.063 | 16.274 | 10.643 |



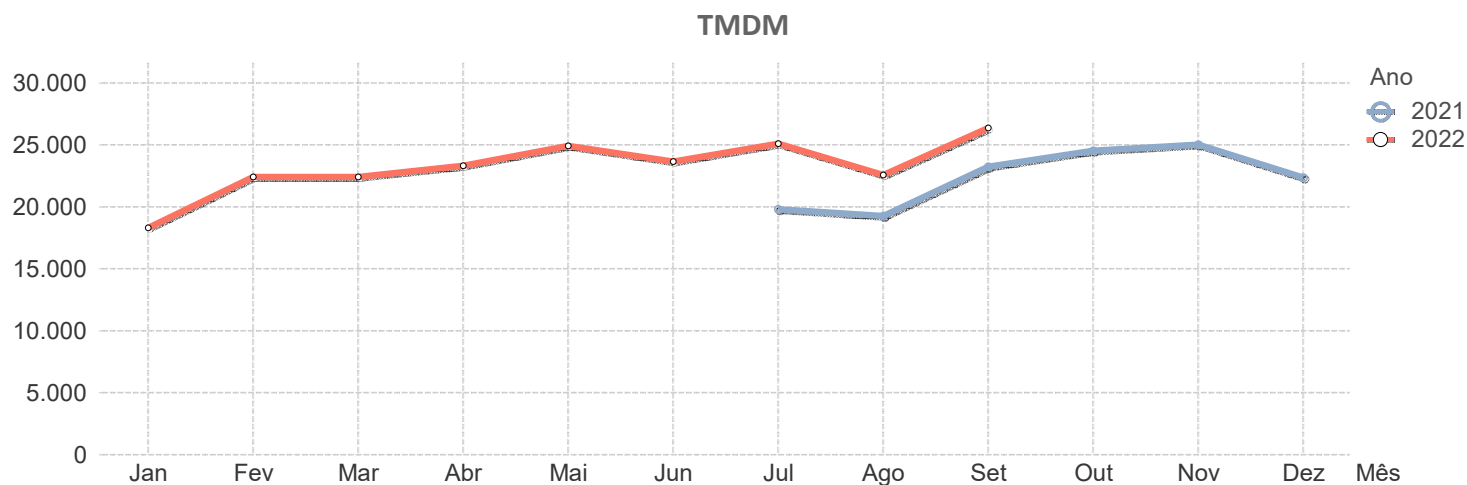
| | | A8 | | | | | | | | | | | | | | |
|-----------------------------------------|-----------|-------------|------------|------------|------------|------------|------------|-------------|------------|------------|------------|------------|------------|------------|------------|------------|
| | | 2021 | | | | | | 2022 | | | | | | | | |
| Sublanço | .. | Jul | Ago | Set | Out | Nov | Dez | Jan | Fev | Mar | Abr | Mai | Jun | Jul | Ago | Set |
| CRIL – Frielas | .. | 50.890 | 48.661 | 55.439 | 55.689 | 56.259 | 52.921 | 48.352 | 54.192 | 53.284 | 53.416 | 56.649 | 54.813 | 55.912 | 51.204 | 56.393 |
| Frielas – Loures | .. | 82.309 | 81.070 | 89.314 | 88.680 | 88.866 | 83.331 | 75.998 | 86.025 | 84.882 | 86.265 | 90.484 | 87.412 | 91.788 | 85.563 | 91.023 |
| Loures – CREL | .. | 48.275 | 49.845 | 54.400 | 53.687 | 52.962 | 49.465 | 43.942 | 50.865 | 49.882 | 51.835 | 53.891 | 52.310 | 55.664 | 52.987 | 55.757 |
| CREL – Lousa | .. | 55.045 | 57.492 | 60.371 | 59.446 | 58.768 | 55.452 | 49.432 | 56.135 | 54.733 | 57.997 | 60.293 | 58.841 | 64.240 | 61.607 | 63.070 |
| Lousa – A8/A21 | .. | 50.838 | 53.772 | 55.640 | 54.588 | 53.665 | 50.698 | 45.168 | 51.247 | 49.775 | 53.194 | 54.976 | 53.842 | 59.283 | 57.261 | 57.545 |
| A8/A21 – Enxara | .. | 28.700 | 32.281 | 31.541 | 30.656 | 29.687 | 28.640 | 24.676 | 28.141 | 27.332 | 30.214 | 30.551 | 30.594 | 34.635 | 35.002 | 33.372 |
| Enxara – Torres Vedras Sul | .. | 27.209 | 30.860 | 29.785 | 28.947 | 27.960 | 27.010 | 23.274 | 26.586 | 25.788 | 28.579 | 28.890 | 28.981 | 32.912 | 33.468 | 31.521 |
| Torres Vedras Sul – Torres Vedras Norte | .. | 22.536 | 26.437 | 24.628 | 23.747 | 22.661 | 22.132 | 18.929 | 21.485 | 20.922 | 23.524 | 23.606 | 23.919 | 27.658 | 28.715 | 26.117 |
| Torres Vedras Norte – Ramalhal | .. | 24.920 | 29.159 | 27.012 | 26.151 | 25.000 | 24.424 | 21.006 | 23.727 | 23.093 | 25.864 | 25.959 | 26.351 | 30.256 | 31.510 | 28.520 |
| Ramalhal – Campelos | .. | 18.100 | 21.888 | 19.740 | 19.139 | 18.143 | 17.832 | 15.070 | 17.066 | 16.596 | 19.027 | 18.750 | 19.330 | 22.473 | 23.930 | 21.070 |
| Campelos – Bombarral | .. | 17.502 | 21.298 | 19.072 | 18.491 | 17.477 | 17.193 | 14.513 | 16.459 | 16.016 | 18.396 | 18.073 | 18.704 | 21.743 | 23.234 | 20.374 |
| Bombarral – Delgada | .. | 20.748 | 24.945 | 22.158 | 21.204 | 20.271 | 19.767 | 16.919 | 19.106 | 18.601 | 21.037 | 20.826 | 21.439 | 24.911 | 26.689 | 23.271 |
| Delgada – São Mamede | .. | 23.368 | 27.968 | 24.746 | 23.820 | 22.683 | 21.959 | 19.218 | 21.574 | 20.963 | 23.536 | 23.438 | 24.035 | 27.728 | 29.938 | 26.096 |
| São Mamede – A8/IP6 | .. | 24.511 | 29.195 | 25.865 | 24.883 | 23.755 | 22.992 | 20.250 | 22.600 | 21.961 | 24.575 | 24.468 | 24.985 | 28.905 | 31.251 | 27.177 |
| A8/IP6 – Óbidos | .. | 31.023 | 37.581 | 32.923 | 30.288 | 28.884 | 27.345 | 24.706 | 27.414 | 26.496 | 29.763 | 29.605 | 30.917 | 36.546 | 40.070 | 33.175 |
| Óbidos – Arnóia | .. | 31.936 | 38.254 | 32.421 | 31.176 | 29.866 | 28.081 | 25.503 | 28.507 | 27.442 | 30.794 | 30.870 | 31.733 | 36.979 | 40.768 | 33.954 |
| Arnóia – Gaeiras | .. | 30.049 | 36.105 | 31.272 | 30.029 | 28.870 | 27.224 | 24.796 | 27.579 | 26.630 | 29.439 | 29.720 | 30.475 | 35.101 | 38.546 | 32.633 |
| Gaeiras – Caldas da Rainha | .. | 27.355 | 32.832 | 27.962 | 26.724 | 25.555 | 23.303 | 20.859 | 25.225 | 24.361 | 27.205 | 27.268 | 28.006 | 32.579 | 35.741 | 30.122 |

TMDM


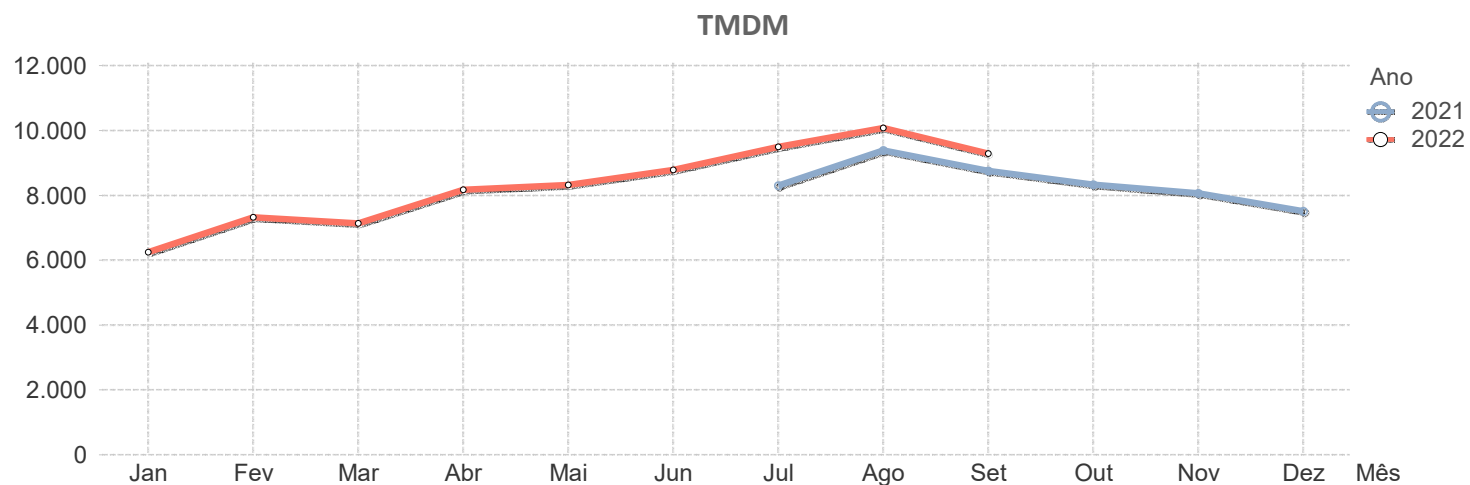
| | | A8 | | | | | | | | | | | | | | |
|----------------------------------------------|----|---------------|---------------|---------------|---------------|---------------|---------------|---------------|---------------|---------------|---------------|---------------|---------------|---------------|---------------|---------------|
| | | 2021 | | | | | | 2022 | | | | | | | | |
| Sublanço | .. | Jul | Ago | Set | Out | Nov | Dez | Jan | Fev | Mar | Abr | Mai | Jun | Jul | Ago | Set |
| Caldas da Rainha – Zona Industrial das Ca... | .. | 23.543 | 28.677 | 24.230 | 23.110 | 22.002 | 20.866 | 18.750 | 21.008 | 20.323 | 22.899 | 22.883 | 23.588 | 27.463 | 30.618 | 25.229 |
| Zona Industrial das Caldas da Rainha – To... | .. | 19.086 | 24.245 | 19.890 | 18.909 | 17.791 | 17.048 | 15.121 | 16.737 | 16.450 | 18.854 | 18.709 | 19.374 | 22.823 | 25.979 | 21.001 |
| Tornada – Alfeizerão | .. | 13.844 | 18.483 | 14.715 | 13.915 | 13.649 | 12.756 | 10.844 | 12.293 | 11.780 | 13.962 | 13.682 | 14.271 | 17.049 | 20.000 | 15.770 |
| Alfeizerão – Valado dos Frades | .. | 13.448 | 17.966 | 14.321 | 13.559 | 12.798 | 12.396 | 10.549 | 11.944 | 11.512 | 13.512 | 13.347 | 13.837 | 16.462 | 19.319 | 15.273 |
| Valado dos Frades – Pataias | .. | 13.152 | 18.316 | 13.871 | 12.873 | 12.078 | 11.571 | 9.836 | 11.223 | 10.892 | 12.920 | 12.754 | 13.251 | 15.924 | 19.408 | 14.689 |
| Pataias – Marinha Grande Sul | .. | 13.094 | 18.190 | 13.778 | 12.778 | 12.027 | 11.543 | 9.839 | 11.204 | 10.853 | 12.813 | 12.699 | 13.143 | 15.773 | 19.237 | 14.591 |
| Marinha Grande Sul – A8/A17 | .. | 14.121 | 19.012 | 14.752 | 13.736 | 13.085 | 12.400 | 10.753 | 12.207 | 11.844 | 13.725 | 13.758 | 14.153 | 16.891 | 20.232 | 15.629 |
| A8/A17 – Marinha Grande Este | .. | 9.363 | 11.600 | 9.542 | 8.948 | 8.946 | 8.254 | 7.585 | 8.361 | 8.044 | 8.868 | 9.317 | 9.153 | 10.655 | 12.356 | 9.959 |
| Marinha Grande Este – Leiria Sul (A8/A19) | .. | 9.177 | 11.400 | 9.311 | 8.782 | 8.810 | 8.112 | 7.476 | 8.280 | 7.915 | 8.722 | 9.200 | 9.045 | 10.508 | 12.256 | 9.883 |
| Leiria Sul (A8/A19) – Cortes | .. | 6.452 | 8.558 | 6.519 | 6.142 | 6.046 | 5.430 | 4.976 | 5.624 | 5.283 | 5.986 | 6.286 | 6.342 | 7.549 | 9.372 | 7.028 |
| Cortes – Pousos | .. | 6.013 | 8.125 | 6.078 | 5.657 | 5.565 | 4.998 | 4.553 | 5.172 | 4.849 | 5.537 | 5.807 | 5.901 | 7.060 | 8.880 | 6.554 |
| Média Ponderada | .. | 23.587 | 27.465 | 25.390 | 24.540 | 23.766 | 22.677 | 19.874 | 22.552 | 21.928 | 24.208 | 24.523 | 24.684 | 28.024 | 29.502 | 26.676 |



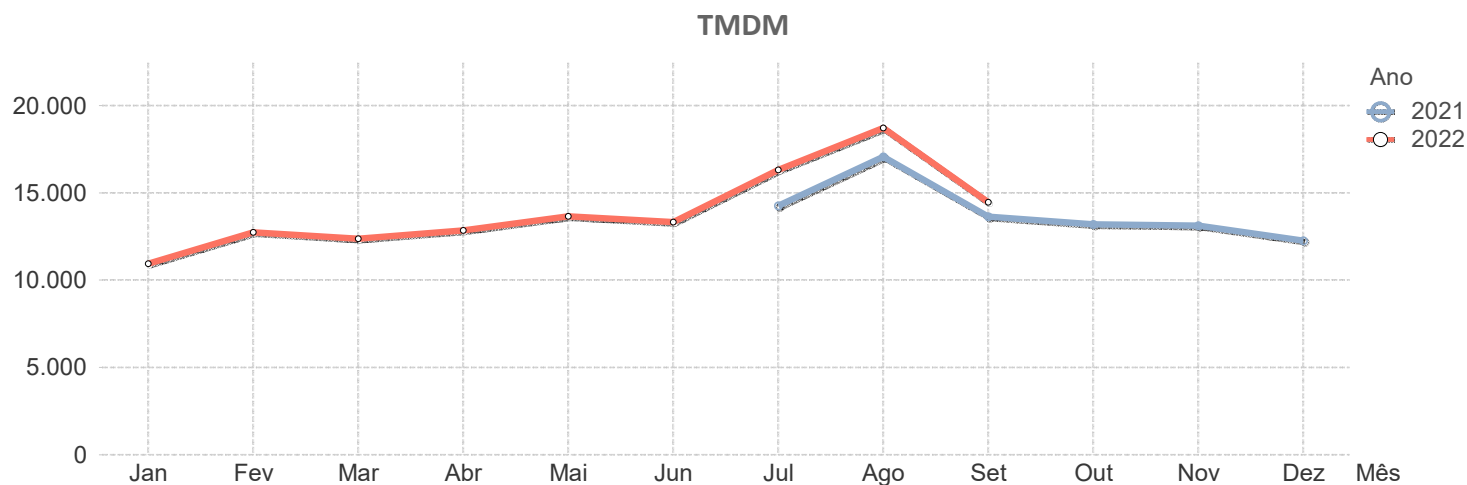
| | | A9 | | | | | | | | | | | | | | |
|-----------------------------------------|-----------|---------------|---------------|---------------|---------------|---------------|---------------|---------------|---------------|---------------|---------------|---------------|---------------|---------------|---------------|---------------|
| | | 2021 | | | | | | 2022 | | | | | | | | |
| Sublanço | .. | Jul | Ago | Set | Out | Nov | Dez | Jan | Fev | Mar | Abr | Mai | Jun | Jul | Ago | Set |
| Estádio Nacional (A5/A9) – Queluz | .. | 25.858 | 23.838 | 29.347 | 30.258 | 30.751 | 26.958 | 23.695 | 29.071 | 28.978 | 29.299 | 32.597 | 30.079 | 33.133 | 27.640 | 32.354 |
| Queluz – A9/A16 | .. | 21.445 | 20.067 | 25.537 | 27.286 | 28.115 | 24.509 | 20.309 | 25.424 | 25.605 | 25.945 | 28.666 | 26.459 | 28.449 | 24.263 | 29.502 |
| A9/A16 – Radial da Pontinha | .. | 29.820 | 28.147 | 35.501 | 37.656 | 38.929 | 34.269 | 28.292 | 34.687 | 35.095 | 35.813 | 38.777 | 36.368 | 38.749 | 33.694 | 41.112 |
| Radial da Pontinha – Radial de Odivelas | .. | 21.451 | 21.164 | 25.381 | 27.283 | 27.996 | 24.830 | 19.882 | 24.496 | 24.671 | 25.927 | 27.655 | 26.245 | 28.128 | 25.290 | 29.780 |
| Radial de Odivelas – A8/A9 | .. | 23.229 | 23.015 | 26.963 | 28.741 | 29.345 | 26.415 | 21.438 | 25.856 | 25.901 | 27.307 | 28.782 | 27.607 | 29.157 | 26.785 | 31.058 |
| A8/A9 – Bucelas (Zambujal) | .. | 22.587 | 21.985 | 26.694 | 27.685 | 27.812 | 24.952 | 20.764 | 25.451 | 25.422 | 26.103 | 27.089 | 26.122 | 26.357 | 24.454 | 28.184 |
| Bucelas (Zambujal) – A9/A10 | .. | 13.735 | 14.099 | 15.799 | 16.602 | 16.807 | 15.547 | 12.236 | 14.780 | 14.478 | 15.863 | 16.463 | 16.147 | 16.906 | 16.388 | 17.995 |
| A9/A10 – Alverca | .. | 7.185 | 6.737 | 9.061 | 9.270 | 9.187 | 8.368 | 6.876 | 8.271 | 8.193 | 8.172 | 8.770 | 8.207 | 8.411 | 7.575 | 9.284 |
| Média Ponderada | .. | 19.828 | 19.272 | 23.254 | 24.552 | 25.043 | 22.362 | 18.319 | 22.418 | 22.418 | 23.334 | 24.942 | 23.671 | 25.109 | 22.570 | 26.374 |



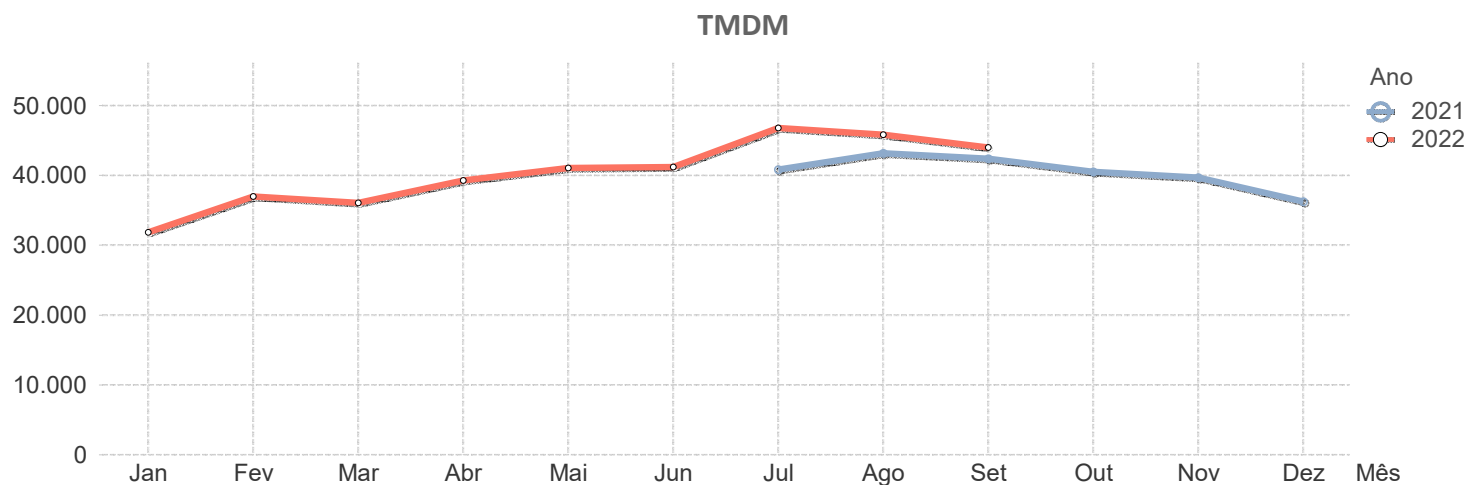
| | | A10 | | | | | | | | | | | | | | |
|----------------------------------------|----|--------------|--------------|--------------|--------------|--------------|--------------|--------------|--------------|--------------|--------------|--------------|--------------|--------------|---------------|--------------|
| | | 2021 | | | | | | 2022 | | | | | | | | |
| Sublanço | .. | Jul | Ago | Set | Out | Nov | Dez | Jan | Fev | Mar | Abr | Mai | Jun | Jul | Ago | Set |
| A9/A10 – Arruda dos Vinhos | .. | 12.187 | 12.669 | 14.558 | 14.783 | 14.377 | 13.363 | 10.919 | 12.881 | 12.564 | 13.766 | 14.213 | 14.140 | 14.545 | 14.251 | 15.243 |
| Arruda dos Vinhos – Carregado (A1/A10) | .. | 8.768 | 9.591 | 9.758 | 10.050 | 9.960 | 9.310 | 7.334 | 8.705 | 8.454 | 9.836 | 9.957 | 10.148 | 10.633 | 10.882 | 10.909 |
| Carregado (A1/A10) – Benavente | .. | 8.176 | 9.509 | 7.812 | 6.767 | 6.461 | 6.024 | 5.364 | 6.175 | 6.016 | 6.859 | 6.999 | 7.716 | 8.675 | 9.653 | 7.994 |
| Benavente – A10/A13 | .. | 4.229 | 5.792 | 3.695 | 2.801 | 2.496 | 2.273 | 2.013 | 2.364 | 2.297 | 3.076 | 2.974 | 3.874 | 4.729 | 5.815 | 3.873 |
| Média Ponderada | .. | 8.301 | 9.388 | 8.754 | 8.327 | 8.063 | 7.507 | 6.248 | 7.328 | 7.134 | 8.176 | 8.319 | 8.788 | 9.500 | 10.076 | 9.290 |



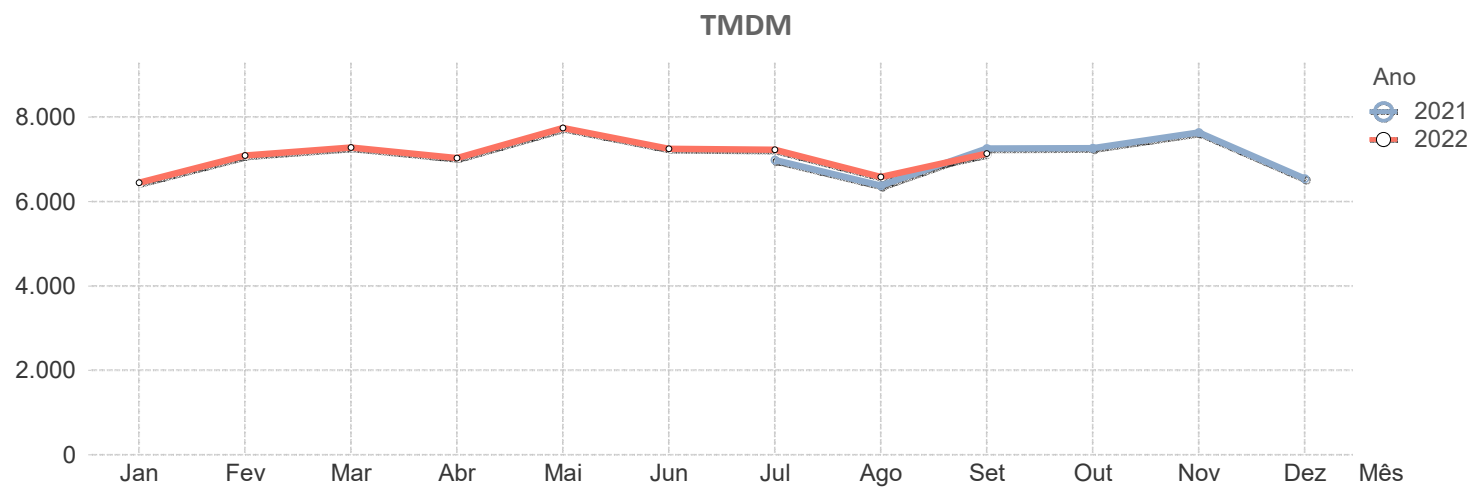
| | | A11 | | | | | | | | | | | | | | |
|------------------------------------------|-----------|---------------|---------------|---------------|---------------|---------------|---------------|---------------|---------------|---------------|---------------|---------------|---------------|---------------|---------------|---------------|
| | | 2021 | | | | | | 2022 | | | | | | | | |
| Sublanço | .. | Jul | Ago | Set | Out | Nov | Dez | Jan | Fev | Mar | Abr | Mai | Jun | Jul | Ago | Set |
| Apúlia (A28) – EN205 | .. | 13.178 | 17.561 | 11.580 | 10.097 | 9.715 | 9.272 | 8.969 | 9.904 | 9.300 | 10.597 | 11.156 | 11.167 | 16.018 | 18.450 | 11.760 |
| EN205 – Barcelos | .. | 12.495 | 16.792 | 10.926 | 9.483 | 9.124 | 8.689 | 8.416 | 9.288 | 8.705 | 9.985 | 10.540 | 10.525 | 15.220 | 17.707 | 11.153 |
| Barcelos – Braga Oeste (A3/A11) | .. | 15.636 | 19.294 | 14.242 | 13.095 | 13.089 | 12.071 | 11.406 | 12.806 | 12.396 | 13.450 | 14.301 | 13.841 | 18.247 | 20.554 | 14.716 |
| Braga Oeste (A3/A11) – Braga (Ferreiros) | .. | 15.014 | 18.978 | 13.750 | 12.575 | 12.517 | 11.627 | 10.828 | 12.292 | 11.934 | 13.003 | 13.764 | 13.429 | 17.601 | 20.269 | 14.335 |
| Braga (Ferreiros) – Celeirós | .. | 30.689 | 33.803 | 31.734 | 31.936 | 31.817 | 29.488 | 25.602 | 30.201 | 30.795 | 30.576 | 32.263 | 30.921 | 33.912 | 37.171 | 34.417 |
| Celeirós – Guimarães Oeste | .. | 15.838 | 18.042 | 15.785 | 16.078 | 16.433 | 15.054 | 13.141 | 15.557 | 15.132 | 14.678 | 16.071 | 15.498 | 17.718 | 20.780 | 17.351 |
| Guimarães Oeste – Selho | .. | 21.730 | 25.485 | 21.571 | 21.273 | 20.941 | 20.072 | 17.822 | 20.549 | 20.225 | 19.255 | 21.110 | 21.098 | 24.741 | 28.121 | 22.817 |
| Calvos – Vizela | .. | 10.212 | 12.034 | 9.767 | 9.776 | 9.648 | 9.192 | 7.741 | 9.243 | 8.890 | 9.337 | 9.803 | 9.463 | 11.285 | 13.333 | 10.290 |
| Vizela – Felgueiras | .. | 10.589 | 12.323 | 10.191 | 10.225 | 10.108 | 9.579 | 8.052 | 9.700 | 9.359 | 9.816 | 10.265 | 9.932 | 11.733 | 13.617 | 10.839 |
| Felgueiras – Lousada | .. | 13.158 | 14.835 | 12.965 | 13.040 | 12.998 | 12.067 | 9.869 | 12.513 | 12.140 | 12.558 | 12.917 | 12.657 | 14.565 | 16.033 | 13.681 |
| Lousada – EN15 | .. | 8.793 | 10.192 | 8.604 | 8.532 | 8.401 | 8.004 | 7.083 | 8.243 | 7.946 | 8.371 | 8.687 | 8.658 | 10.036 | 11.713 | 9.349 |
| EN15 – EN211 | .. | 9.354 | 10.913 | 9.184 | 9.111 | 8.972 | 8.563 | 7.563 | 8.697 | 8.390 | 8.797 | 9.231 | 9.188 | 10.549 | 12.315 | 9.860 |
| EN211 – Castelões (A4/A11) | .. | 16.887 | 19.125 | 16.852 | 16.405 | 16.062 | 15.671 | 14.006 | 15.709 | 15.212 | 15.753 | 16.606 | 16.525 | 18.313 | 20.285 | 17.217 |
| Média Ponderada | .. | 14.267 | 17.070 | 13.641 | 13.192 | 13.131 | 12.261 | 10.942 | 12.730 | 12.368 | 12.854 | 13.658 | 13.319 | 16.320 | 18.710 | 14.470 |



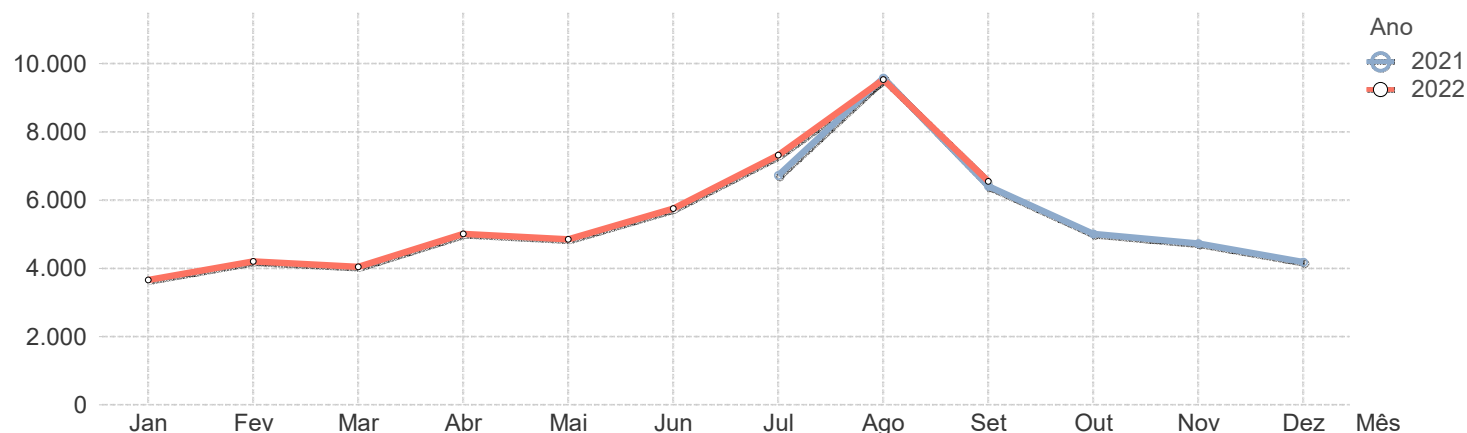
| | | A12 | | | | | | | | | | | | | | |
|-----------------------------------|----|---------------|---------------|---------------|---------------|---------------|---------------|---------------|---------------|---------------|---------------|---------------|---------------|---------------|---------------|---------------|
| | | 2021 | | | | | | 2022 | | | | | | | | |
| Sublanço | .. | Jul | Ago | Set | Out | Nov | Dez | Jan | Fev | Mar | Abr | Mai | Jun | Jul | Ago | Set |
| Ponte Vasco da Gama | .. | 65.329 | 67.407 | 68.817 | 66.768 | 66.297 | 60.435 | 53.119 | 61.358 | 60.259 | 64.410 | 67.640 | 66.379 | 74.390 | 71.996 | 71.603 |
| Montijo (A12/A33) – Pinhal Novo | .. | 22.626 | 25.551 | 22.633 | 20.611 | 19.278 | 17.668 | 15.049 | 18.038 | 17.268 | 20.306 | 20.875 | 22.315 | 26.602 | 27.001 | 23.581 |
| Pinhal Novo – A2/A12 | .. | 22.417 | 25.532 | 22.316 | 20.235 | 18.912 | 17.331 | 15.035 | 17.885 | 17.022 | 19.970 | 20.467 | 22.051 | 26.413 | 26.777 | 23.034 |
| A2/A12 – A12/Lig. Alto da Guerra | .. | 25.078 | 25.559 | 25.848 | 25.476 | 24.995 | 23.257 | 21.461 | 24.399 | 23.736 | 24.549 | 26.064 | 25.576 | 27.642 | 26.483 | 26.436 |
| A12/Lig. Alto da Guerra – Setúbal | .. | 25.078 | 25.559 | 25.848 | 25.476 | 24.995 | 23.257 | 21.461 | 24.399 | 23.736 | 24.549 | 26.064 | 25.576 | 27.642 | 26.483 | 26.436 |
| Média Ponderada | .. | 40.837 | 43.151 | 42.377 | 40.531 | 39.667 | 36.259 | 31.836 | 36.996 | 36.080 | 39.296 | 41.083 | 41.185 | 46.785 | 45.812 | 44.004 |



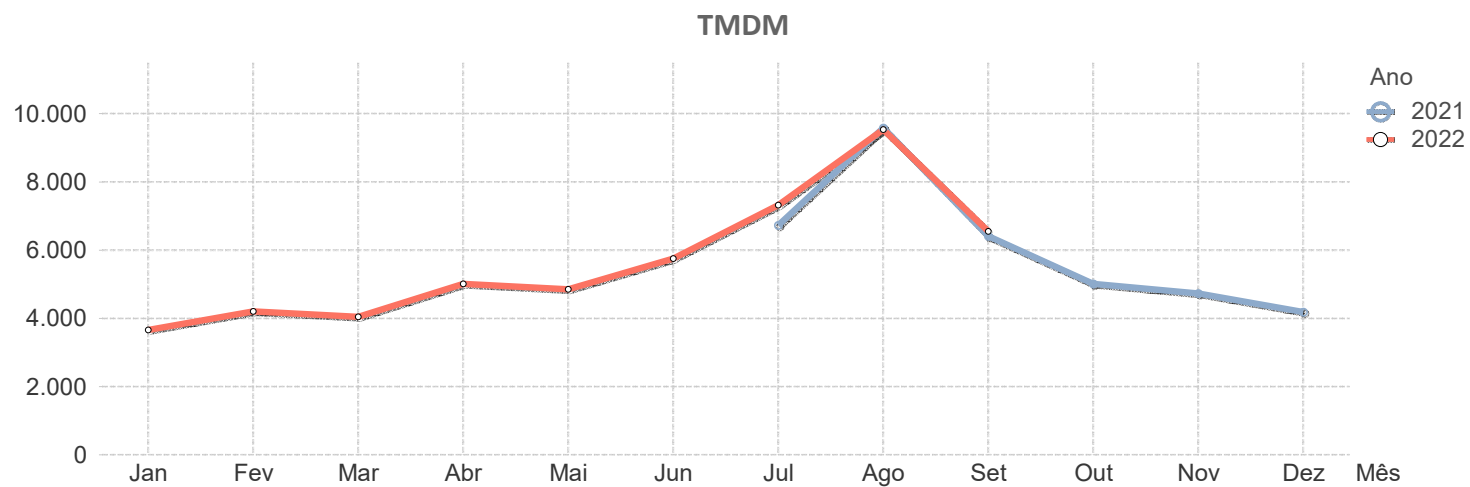
| | | A12-1 | | | | | | | | | | | | | | |
|------------------------------------------|----|--------------|--------------|--------------|--------------|--------------|--------------|--------------|--------------|--------------|--------------|--------------|--------------|--------------|--------------|--------------|
| | | 2021 | | | | | | 2022 | | | | | | | | |
| Sublanço | .. | Jul | Ago | Set | Out | Nov | Dez | Jan | Fev | Mar | Abr | Mai | Jun | Jul | Ago | Set |
| A12/Lig. Alto da Guerra – Alto da Guerra | .. | 8.355 | 7.698 | 8.723 | 8.728 | 9.161 | 7.936 | 7.651 | 8.515 | 8.647 | 8.409 | 9.262 | 8.743 | 8.837 | 8.066 | 8.743 |
| Alto da Guerra – EN10 | .. | 6.474 | 5.885 | 6.708 | 6.721 | 7.069 | 6.023 | 5.993 | 6.552 | 6.765 | 6.508 | 7.171 | 6.690 | 6.626 | 6.031 | 6.532 |
| Média Ponderada | .. | 6.987 | 6.379 | 7.258 | 7.268 | 7.640 | 6.545 | 6.445 | 7.087 | 7.278 | 7.026 | 7.741 | 7.250 | 7.229 | 6.586 | 7.135 |



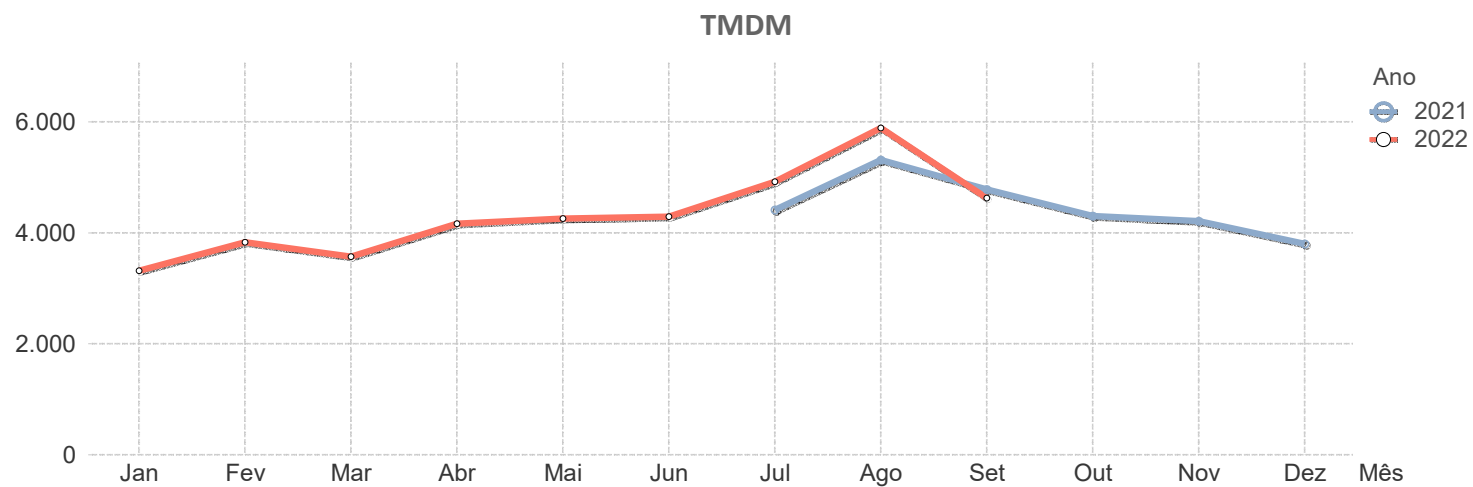
| | | A13 | | | | | | | | | | | | | | |
|----------------------------------------------|-----------|-------------|------------|------------|------------|------------|------------|-------------|------------|------------|------------|------------|------------|------------|------------|------------|
| | | 2021 | | | | | | 2022 | | | | | | | | |
| Sublanço | .. | Jul | Ago | Set | Out | Nov | Dez | Jan | Fev | Mar | Abr | Mai | Jun | Jul | Ago | Set |
| Marateca (A2/A6/A13) – Pegões | .. | 9.591 | 15.145 | 8.431 | 5.327 | 4.540 | 4.107 | 3.526 | 4.082 | 3.918 | 5.678 | 5.141 | 7.373 | 10.467 | 14.521 | 8.590 |
| Pegões – Stº. Estevão | .. | 9.595 | 15.216 | 8.496 | 5.359 | 4.583 | 4.136 | 3.551 | 4.087 | 3.929 | 5.696 | 5.161 | 7.362 | 10.470 | 14.527 | 8.589 |
| Stº. Estevão – A10/A13 | .. | 9.909 | 15.477 | 8.909 | 5.815 | 5.117 | 4.609 | 3.955 | 4.555 | 4.388 | 6.196 | 5.708 | 7.859 | 10.920 | 15.006 | 9.122 |
| A10/A13 – Salvaterra Magos | .. | 6.622 | 10.627 | 6.194 | 3.975 | 3.590 | 3.203 | 2.712 | 3.084 | 2.915 | 4.055 | 3.720 | 4.980 | 7.256 | 10.290 | 6.317 |
| Salvaterra Magos – Almeirim (IC10) | .. | 6.469 | 10.484 | 6.060 | 3.872 | 3.482 | 3.103 | 2.632 | 2.990 | 2.815 | 3.922 | 3.576 | 4.811 | 7.023 | 10.086 | 6.142 |
| Atalaia (A13/A23) – Atalaia (EN110) | .. | 7.771 | 10.275 | 9.564 | 9.391 | 9.715 | 8.441 | 7.546 | 8.630 | 8.294 | 9.058 | 9.149 | 9.312 | 10.081 | 11.127 | 9.837 |
| Atalaia (EN110) – Asseiceira | .. | 7.543 | 8.757 | 7.484 | 7.298 | 7.480 | 6.474 | 5.727 | 6.585 | 6.326 | 7.012 | 7.056 | 7.290 | 8.068 | 9.132 | 7.747 |
| Asseiceira – Santa Cita (EN110) | .. | 7.805 | 8.989 | 7.760 | 7.431 | 7.342 | 6.387 | 5.750 | 6.623 | 6.598 | 7.280 | 7.361 | 7.548 | 8.290 | 9.320 | 8.004 |
| Santa Cita (EN110) – Vale Donas | .. | 7.791 | 8.912 | 7.681 | 7.393 | 7.587 | 6.580 | 6.024 | 6.744 | 6.536 | 7.014 | 7.131 | 7.255 | 7.707 | 8.687 | 7.146 |
| Vale Donas – A13/IC9 | .. | 6.307 | 7.538 | 6.599 | 5.951 | 6.086 | 5.242 | 4.813 | 5.471 | 5.257 | 5.801 | 5.828 | 6.023 | 6.797 | 7.792 | 6.472 |
| A13/IC9 – Alviobeira | .. | 5.384 | 6.677 | 5.679 | 5.072 | 5.050 | 4.361 | 3.883 | 4.463 | 4.279 | 4.863 | 4.871 | 5.109 | 5.729 | 6.815 | 5.397 |
| Alviobeira – Pias | .. | 3.687 | 4.651 | 3.709 | 3.483 | 3.521 | 3.034 | 2.631 | 3.059 | 2.943 | 3.424 | 3.387 | 3.615 | 4.042 | 4.923 | 3.873 |
| Pias – Cabaços | .. | 3.711 | 4.660 | 3.721 | 3.565 | 3.572 | 3.100 | 2.692 | 3.115 | 2.991 | 3.471 | 3.465 | 3.650 | 4.071 | 4.954 | 3.894 |
| Cabaços – Alvaiázere | .. | 3.640 | 4.751 | 3.641 | 3.471 | 3.468 | 3.122 | 2.668 | 3.013 | 2.916 | 3.392 | 3.389 | 3.534 | 3.997 | 4.901 | 3.808 |
| Alvaiázere – Avelar Sul (A13/IC8) | .. | 3.852 | 4.835 | 3.838 | 3.685 | 3.689 | 3.027 | 2.715 | 3.211 | 3.112 | 3.576 | 3.607 | 3.798 | 4.242 | 5.157 | 4.051 |
| Avelar Sul (A13/IC8) – Avelar Norte / Penela | .. | 6.416 | 7.595 | 6.469 | 6.415 | 6.314 | 5.310 | 4.761 | 5.711 | 5.474 | 6.158 | 6.308 | 6.416 | 7.054 | 8.484 | 6.985 |
| Avelar Norte / Penela – A13/EN342 | .. | 6.710 | 7.673 | 6.756 | 6.733 | 6.671 | 5.941 | 5.281 | 6.098 | 5.871 | 6.484 | 6.664 | 6.732 | 7.379 | 8.479 | 7.224 |
| A13/EN342 – Almalaguês (A13/A13-1) | .. | 7.391 | 8.491 | 7.563 | 7.471 | 7.418 | 6.706 | 5.724 | 6.814 | 6.479 | 7.167 | 7.483 | 7.415 | 8.076 | 9.095 | 7.915 |

TMDM


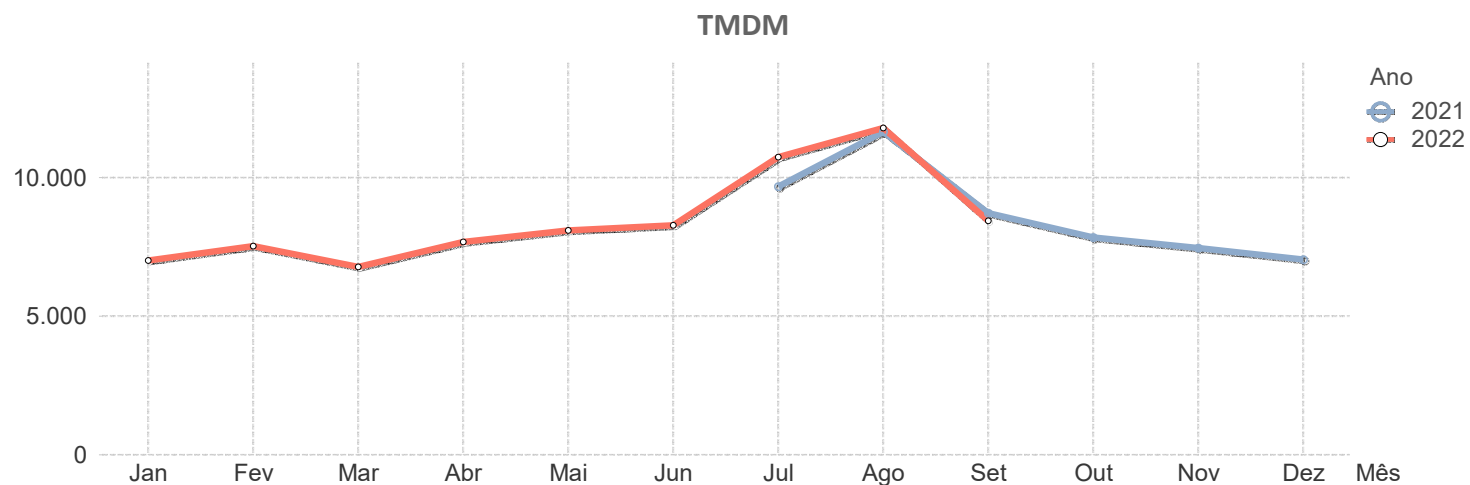
| | | A13 | | | | | | | | | | | | | | |
|--------------------------------------|----|--------------|--------------|--------------|--------------|--------------|--------------|--------------|--------------|--------------|--------------|--------------|--------------|--------------|--------------|--------------|
| | | 2021 | | | | | | 2022 | | | | | | | | |
| Sublanço | .. | Jul | Ago | Set | Out | Nov | Dez | Jan | Fev | Mar | Abr | Mai | Jun | Jul | Ago | Set |
| Almalaguês (A13/A13-1) – Coimbra Sul | .. | 3.539 | 3.508 | 3.981 | 3.707 | 3.735 | 3.797 | 3.356 | 3.492 | 3.463 | 3.533 | 3.779 | 3.676 | 3.713 | 3.806 | 3.857 |
| Média Ponderada | | 6.730 | 9.580 | 6.413 | 5.011 | 4.734 | 4.189 | 3.658 | 4.205 | 4.041 | 5.015 | 4.852 | 5.756 | 7.317 | 9.539 | 6.547 |



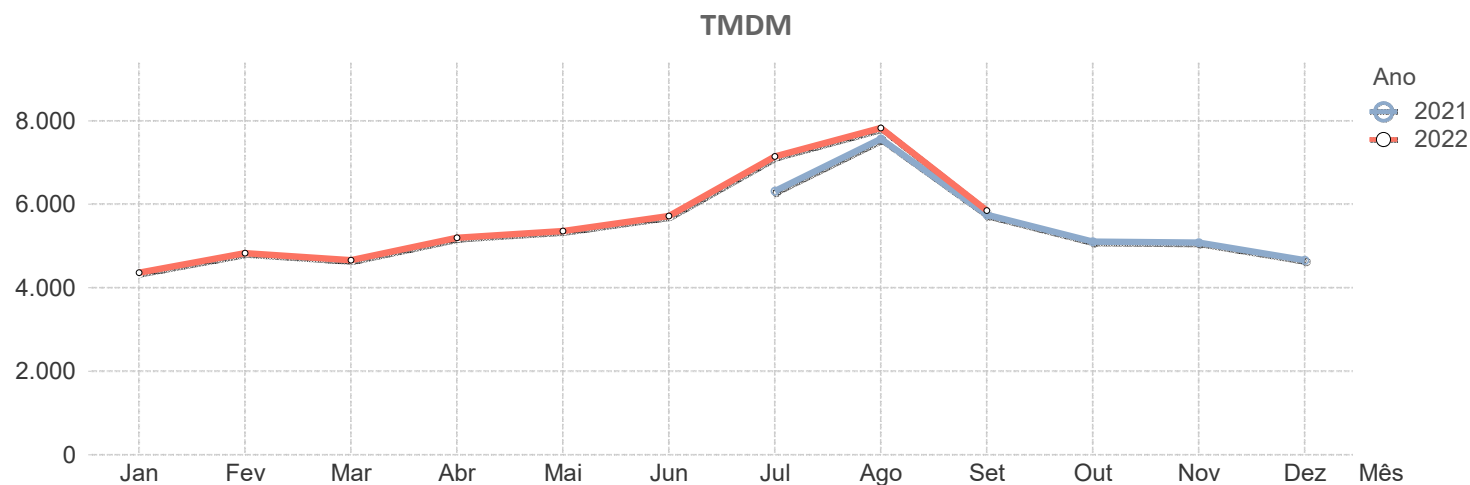
| | | A13-1 | | | | | | | | | | | | | | |
|-------------------------------------------|----|--------------|--------------|--------------|--------------|--------------|--------------|--------------|--------------|--------------|--------------|--------------|--------------|--------------|--------------|--------------|
| | | 2021 | | | | | | 2022 | | | | | | | | |
| Sublanço | .. | Jul | Ago | Set | Out | Nov | Dez | Jan | Fev | Mar | Abr | Mai | Jun | Jul | Ago | Set |
| Almalaguês (A13/A13-1) – Almalaguês (A... | .. | 4.474 | 5.316 | 4.854 | 4.383 | 4.295 | 3.790 | 3.358 | 3.941 | 3.680 | 4.242 | 4.365 | 4.389 | 4.975 | 5.903 | 4.702 |
| Almalaguês (A13-1/EN110) – Condeixa (A... | .. | 4.403 | 5.312 | 4.771 | 4.287 | 4.193 | 3.804 | 3.313 | 3.808 | 3.552 | 4.149 | 4.234 | 4.272 | 4.909 | 5.888 | 4.610 |
| Média Ponderada | | 4.415 | 5.313 | 4.785 | 4.303 | 4.210 | 3.802 | 3.321 | 3.831 | 3.574 | 4.165 | 4.256 | 4.292 | 4.920 | 5.891 | 4.626 |



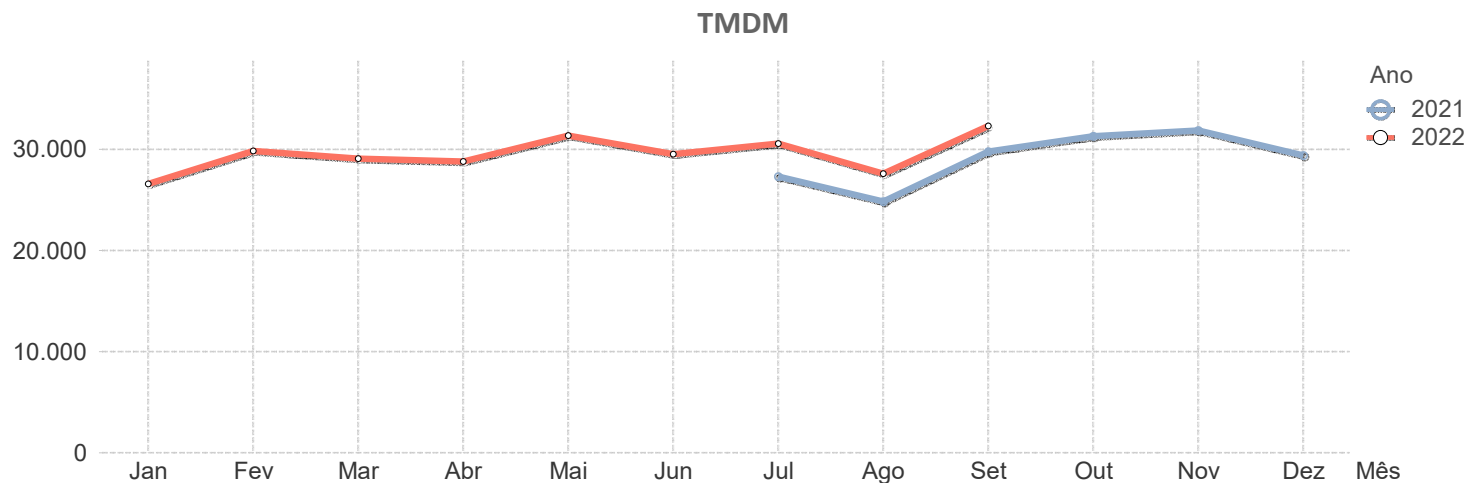
| | | A14 | | | | | | | | | | | | | | |
|----------------------------------|----|--------------|---------------|--------------|--------------|--------------|--------------|--------------|--------------|--------------|--------------|--------------|--------------|---------------|---------------|--------------|
| | | 2021 | | | | | | 2022 | | | | | | | | |
| Sublanço | .. | Jul | Ago | Set | Out | Nov | Dez | Jan | Fev | Mar | Abr | Mai | Jun | Jul | Ago | Set |
| Figueira da Foz – Zona Portuária | .. | 17.079 | 20.604 | 15.643 | 14.060 | 13.273 | 12.494 | 12.643 | 13.679 | 12.771 | 13.832 | 14.572 | 15.021 | 18.927 | 20.804 | 15.277 |
| Zona Portuária – Vila Verde | .. | 17.079 | 20.604 | 15.643 | 14.060 | 13.273 | 12.494 | 12.643 | 13.679 | 12.771 | 13.832 | 14.572 | 15.021 | 18.927 | 20.804 | 15.277 |
| Vila Verde – A14/A17 | .. | 16.721 | 20.303 | 15.322 | 13.754 | 12.946 | 12.169 | 12.351 | 13.357 | 12.413 | 13.550 | 14.237 | 14.677 | 18.749 | 20.508 | 14.999 |
| A14/A17 – Santa Eulália | .. | 15.364 | 18.096 | 13.916 | 12.473 | 11.890 | 11.234 | 11.445 | 12.158 | 11.181 | 12.313 | 12.999 | 13.311 | 16.950 | 18.134 | 13.496 |
| Santa Eulália – Montemor-o-Velho | .. | 5.467 | 6.948 | 4.713 | 4.096 | 3.850 | 3.606 | 3.669 | 3.898 | 3.384 | 4.016 | 4.251 | 4.392 | 6.198 | 6.975 | 4.372 |
| Montemor-o-Velho – EN 335 | .. | 5.683 | 7.051 | 4.958 | 4.316 | 4.071 | 3.882 | 3.846 | 4.133 | 3.603 | 4.229 | 4.436 | 4.606 | 6.392 | 7.089 | 4.683 |
| EN 335 – Ançã | .. | 6.165 | 7.537 | 5.367 | 4.756 | 4.511 | 4.294 | 4.238 | 4.500 | 3.934 | 4.623 | 4.901 | 5.028 | 6.851 | 7.506 | 5.100 |
| Ançã – Coimbra Norte | .. | 9.636 | 11.152 | 8.897 | 8.274 | 8.065 | 7.565 | 7.318 | 7.941 | 7.148 | 7.959 | 8.527 | 8.489 | 10.628 | 11.757 | 8.686 |
| Coimbra Norte – Zombaria | .. | 18.947 | 22.859 | 18.603 | 18.160 | 17.289 | 16.263 | 14.525 | 16.128 | 13.748 | 17.562 | 17.932 | 17.804 | 20.540 | 24.156 | 19.095 |
| Média Ponderada | .. | 9.678 | 11.655 | 8.727 | 7.845 | 7.460 | 7.045 | 7.014 | 7.527 | 6.783 | 7.680 | 8.100 | 8.284 | 10.742 | 11.792 | 8.438 |



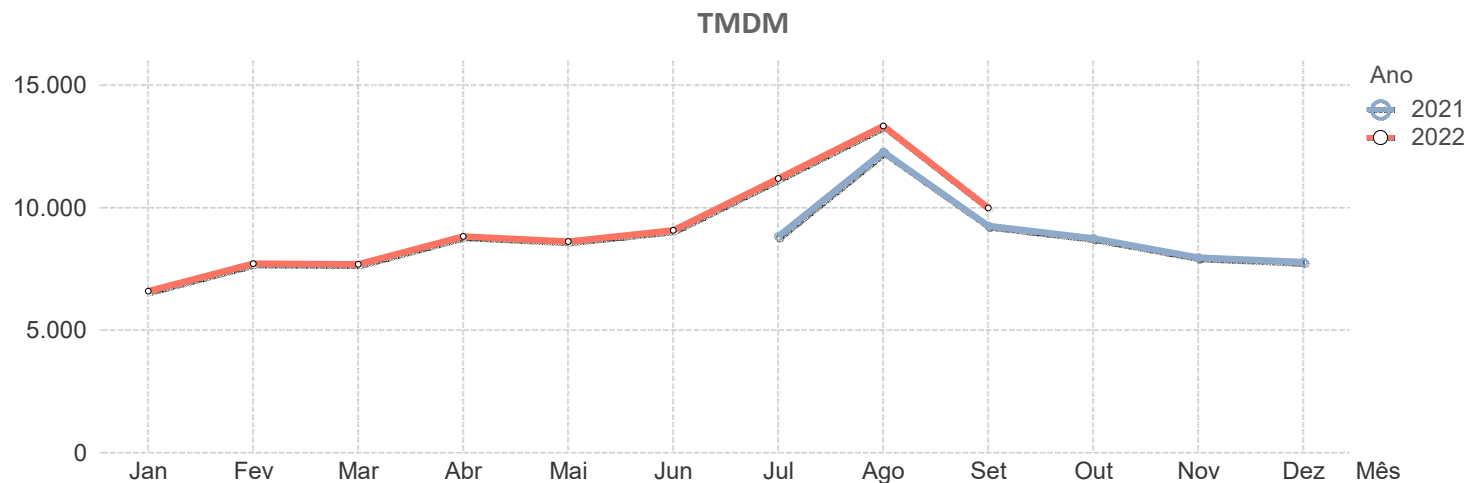
| | | A15 | | | | | | | | | | | | | | |
|----------------------------------|----|--------------|--------------|--------------|--------------|--------------|--------------|--------------|--------------|--------------|--------------|--------------|--------------|--------------|--------------|--------------|
| | | 2021 | | | | | | 2022 | | | | | | | | |
| Sublanço | .. | Jul | Ago | Set | Out | Nov | Dez | Jan | Fev | Mar | Abr | Mai | Jun | Jul | Ago | Set |
| Arnóia – A-dos-Negros | .. | 8.164 | 9.804 | 7.333 | 6.437 | 6.179 | 5.789 | 5.708 | 6.388 | 6.019 | 6.650 | 6.971 | 7.219 | 9.538 | 10.343 | 7.363 |
| A-dos-Negros – A-dos-Francos | .. | 6.722 | 8.255 | 6.029 | 5.238 | 5.170 | 4.822 | 4.506 | 4.930 | 4.723 | 5.384 | 5.576 | 5.937 | 7.825 | 8.590 | 6.211 |
| A-dos-Francos – Rio Maior Oeste | .. | 5.524 | 6.892 | 4.929 | 4.259 | 4.146 | 3.850 | 3.603 | 3.950 | 3.800 | 4.383 | 4.483 | 4.867 | 6.421 | 7.193 | 5.081 |
| Rio Maior Oeste – Rio Maior Este | .. | 5.009 | 6.149 | 4.469 | 3.898 | 3.872 | 3.501 | 3.291 | 3.627 | 3.512 | 4.001 | 4.098 | 4.476 | 5.662 | 6.317 | 4.537 |
| Rio Maior Este – Malaqueijo | .. | 6.192 | 7.194 | 5.735 | 5.223 | 5.296 | 4.788 | 4.445 | 4.948 | 4.827 | 5.269 | 5.417 | 5.763 | 6.786 | 7.360 | 5.807 |
| Malaqueijo – Santarém (A1/A15) | .. | 6.197 | 7.229 | 5.765 | 5.236 | 5.321 | 4.805 | 4.424 | 4.921 | 4.797 | 5.262 | 5.404 | 5.783 | 6.783 | 7.387 | 5.831 |
| Média Ponderada | .. | 6.315 | 7.569 | 5.749 | 5.105 | 5.083 | 4.661 | 4.364 | 4.830 | 4.661 | 5.200 | 5.363 | 5.719 | 7.145 | 7.827 | 5.851 |



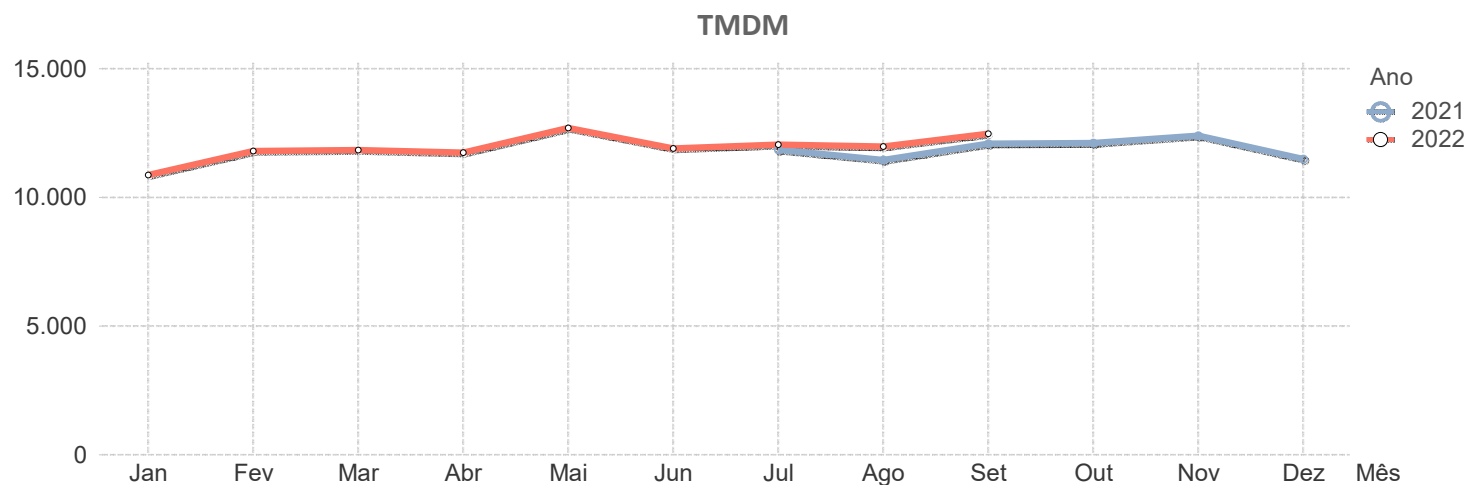
| | | A16 | | | | | | | | | | | | | | |
|-----------------------------|----|---------------|---------------|---------------|---------------|---------------|---------------|---------------|---------------|---------------|---------------|---------------|---------------|---------------|---------------|---------------|
| | | 2021 | | | | | | 2022 | | | | | | | | |
| Sublanço | .. | Jul | Ago | Set | Out | Nov | Dez | Jan | Fev | Mar | Abr | Mai | Jun | Jul | Ago | Set |
| A5 – Alcabideche | .. | 46.843 | 42.125 | 51.640 | 51.383 | 56.656 | 51.088 | 47.388 | 49.853 | 52.152 | 51.281 | 54.888 | 51.106 | 52.926 | 48.342 | 55.499 |
| Alcabideche – AKI | .. | 42.428 | 38.729 | 46.608 | 46.969 | 50.994 | 46.760 | 42.800 | 43.422 | 46.988 | 46.226 | 49.452 | 45.997 | 47.940 | 44.479 | 50.111 |
| AKI – Centro Comercial | .. | 41.156 | 37.773 | 45.113 | 46.008 | 49.825 | 45.481 | 41.715 | 43.779 | 45.602 | 44.851 | 47.988 | 44.734 | 46.500 | 43.347 | 48.486 |
| Centro Comercial – Alcoitão | .. | 29.652 | 28.645 | 31.028 | 34.514 | 32.650 | 33.403 | 30.113 | 35.110 | 32.908 | 32.727 | 34.846 | 31.676 | 32.656 | 31.562 | 34.999 |
| Alcoitão – Linhó | .. | 42.436 | 39.627 | 43.794 | 48.560 | 47.571 | 45.620 | 41.987 | 47.122 | 46.386 | 46.113 | 49.069 | 45.287 | 46.741 | 43.665 | 49.396 |
| Linhó – Ranholas | .. | 18.681 | 17.464 | 20.648 | 22.192 | 22.210 | 20.631 | 17.961 | 20.825 | 19.862 | 20.324 | 22.664 | 21.063 | 21.974 | 19.783 | 22.972 |
| Ranholas – Sintra | .. | 55.414 | 52.456 | 58.642 | 58.800 | 57.923 | 55.139 | 52.701 | 55.271 | 52.238 | 50.798 | 55.724 | 58.113 | 60.137 | 55.370 | 60.868 |
| Sintra – Lourel | .. | 50.509 | 41.196 | 50.847 | 51.008 | 51.508 | 50.138 | 45.172 | 50.678 | 48.656 | 49.252 | 52.819 | 50.251 | 51.208 | 46.483 | 53.310 |
| Lourel – Sacotes | .. | 13.354 | 11.117 | 14.783 | 15.984 | 15.438 | 14.304 | 12.933 | 15.756 | 13.783 | 14.045 | 13.843 | 13.043 | 14.695 | 12.578 | 15.898 |
| Sacotes – Telhal | .. | 11.921 | 10.806 | 14.178 | 15.452 | 15.686 | 13.392 | 11.571 | 14.038 | 13.559 | 13.648 | 15.418 | 13.869 | 14.178 | 12.272 | 15.634 |
| Telhal – Mira Sintra | .. | 16.120 | 14.353 | 18.522 | 20.969 | 21.089 | 19.958 | 16.672 | 20.779 | 19.495 | 21.327 | 22.440 | 17.993 | 18.451 | 15.903 | 20.460 |
| Mira Sintra – Cacém | .. | 21.312 | 18.586 | 23.502 | 26.249 | 26.980 | 23.614 | 21.106 | 25.324 | 24.990 | 23.936 | 26.897 | 23.700 | 23.504 | 20.091 | 26.029 |
| Cacém – Idanha | .. | 21.405 | 19.520 | 24.848 | 27.309 | 29.195 | 24.137 | 21.146 | 25.324 | 24.842 | 20.647 | 24.112 | 23.270 | 25.106 | 22.125 | 28.091 |
| Idanha – CREL | .. | 17.012 | 15.564 | 20.771 | 22.073 | 24.014 | 20.407 | 17.032 | 20.903 | 21.148 | 20.243 | 22.235 | 20.721 | 21.160 | 18.478 | 23.965 |
| Média Ponderada | | 27.302 | 24.845 | 29.767 | 31.299 | 31.868 | 29.412 | 26.583 | 29.828 | 29.091 | 28.812 | 31.350 | 29.529 | 30.556 | 27.604 | 32.305 |



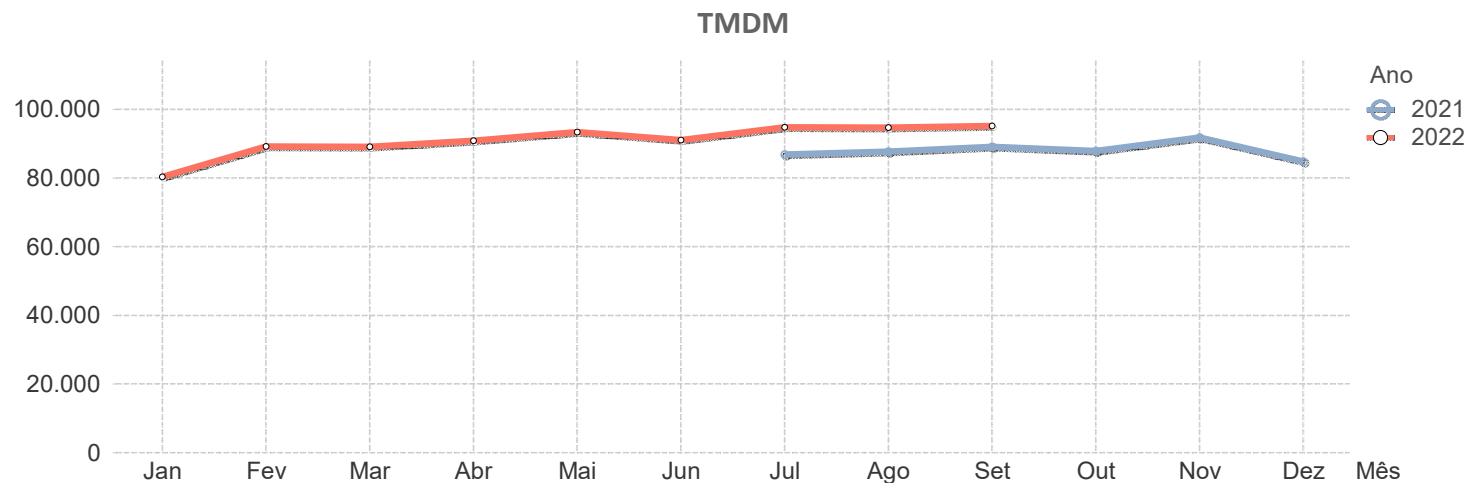
| A17 | | | | | | | | | | | | | | | | |
|-----------------------------------------|--------------|---------------|--------------|--------------|--------------|--------------|--------------|--------------|--------------|--------------|--------------|--------------|---------------|---------------|--------------|--|
| Sublanço | 2021 | | | | | | 2022 | | | | | | | | | |
| | Jul | Ago | Set | Out | Nov | Dez | Jan | Fev | Mar | Abr | Mai | Jun | Jul | Ago | Set | |
| A8/17 – Leiria Norte | 7.220 | 10.385 | 7.770 | 7.233 | 6.345 | 6.341 | 5.198 | 6.130 | 6.049 | 7.254 | 6.934 | 7.494 | 9.458 | 11.222 | 8.327 | |
| Leiria Norte – Monte Real | 8.657 | 11.869 | 9.214 | 8.736 | 7.773 | 7.754 | 6.546 | 7.581 | 7.470 | 8.671 | 8.506 | 8.929 | 11.069 | 12.796 | 9.794 | |
| Monte Real – Monte Redondo | 8.260 | 11.474 | 8.813 | 8.379 | 7.428 | 7.434 | 6.244 | 7.256 | 7.172 | 8.359 | 8.127 | 8.571 | 10.654 | 12.334 | 9.425 | |
| Monte Redondo – Guia | 8.147 | 11.347 | 8.684 | 8.231 | 7.267 | 7.279 | 6.110 | 7.095 | 7.023 | 8.201 | 7.971 | 8.437 | 10.490 | 12.224 | 9.286 | |
| Guia – Louriçal | 7.930 | 11.082 | 8.432 | 7.952 | 7.022 | 7.020 | 5.837 | 6.838 | 6.776 | 7.941 | 7.719 | 8.223 | 10.230 | 11.930 | 9.033 | |
| Louriçal – Marinha das Ondas | 7.768 | 11.300 | 8.269 | 7.683 | 6.703 | 6.735 | 5.546 | 6.504 | 6.469 | 7.657 | 7.449 | 8.002 | 10.010 | 12.224 | 8.887 | |
| Marinha das Ondas – A14/A17 | 7.423 | 10.926 | 7.918 | 7.374 | 6.398 | 6.449 | 5.279 | 6.220 | 6.190 | 7.332 | 7.112 | 7.661 | 9.624 | 11.830 | 8.528 | |
| A14/A17 – Quiaios | 6.619 | 9.825 | 7.021 | 6.568 | 5.684 | 5.688 | 4.656 | 5.607 | 5.741 | 6.589 | 6.367 | 6.851 | 8.594 | 10.626 | 7.675 | |
| Quiaios – Tocha | 7.737 | 11.024 | 8.123 | 7.612 | 6.794 | 6.750 | 5.716 | 6.668 | 6.700 | 7.733 | 7.534 | 8.028 | 9.915 | 12.073 | 8.871 | |
| Tocha – Mira | 8.034 | 11.389 | 8.398 | 7.867 | 7.050 | 7.017 | 5.973 | 6.936 | 6.972 | 8.001 | 7.810 | 8.321 | 10.293 | 12.450 | 9.160 | |
| Mira – Mira PV | 8.513 | 11.807 | 8.853 | 8.343 | 7.552 | 7.500 | 6.415 | 7.438 | 7.472 | 8.490 | 8.360 | 8.821 | 10.878 | 13.068 | 9.678 | |
| Mira PV – Ponte de Vagos | 9.939 | 13.979 | 10.137 | 9.538 | 8.923 | 8.624 | 7.354 | 8.528 | 8.529 | 9.761 | 9.595 | 10.087 | 12.616 | 15.422 | 11.090 | |
| Ponte de Vagos – Vagos | 12.563 | 16.596 | 13.059 | 12.704 | 12.579 | 11.218 | 9.618 | 11.939 | 11.576 | 13.535 | 12.950 | 13.100 | 15.643 | 18.210 | 14.188 | |
| Vagos – Ilhavo | 12.957 | 17.010 | 13.168 | 12.605 | 12.044 | 11.566 | 10.140 | 11.553 | 11.532 | 12.823 | 12.728 | 13.088 | 15.852 | 18.576 | 14.219 | |
| Ilhavo – Aveiro Sul | 18.356 | 21.881 | 19.133 | 18.789 | 19.042 | 16.956 | 15.540 | 18.084 | 16.626 | 17.805 | 18.040 | 18.836 | 22.068 | 23.717 | 20.457 | |
| Aveiro Sul – S. Bernardo | 14.304 | 18.041 | 14.566 | 13.816 | 13.364 | 12.675 | 11.185 | 12.761 | 12.703 | 13.730 | 13.803 | 14.230 | 16.912 | 19.418 | 15.430 | |
| S. Bernardo – Aveiro Nascente (A17/A25) | 16.187 | 20.370 | 16.435 | 16.035 | 15.819 | 14.632 | 12.970 | 15.367 | 16.605 | 17.157 | 16.553 | 15.681 | 18.864 | 21.906 | 17.151 | |
| Média Ponderada | 8.837 | 12.280 | 9.272 | 8.756 | 7.966 | 7.787 | 6.595 | 7.726 | 7.698 | 8.839 | 8.623 | 9.083 | 11.203 | 13.340 | 9.997 | |



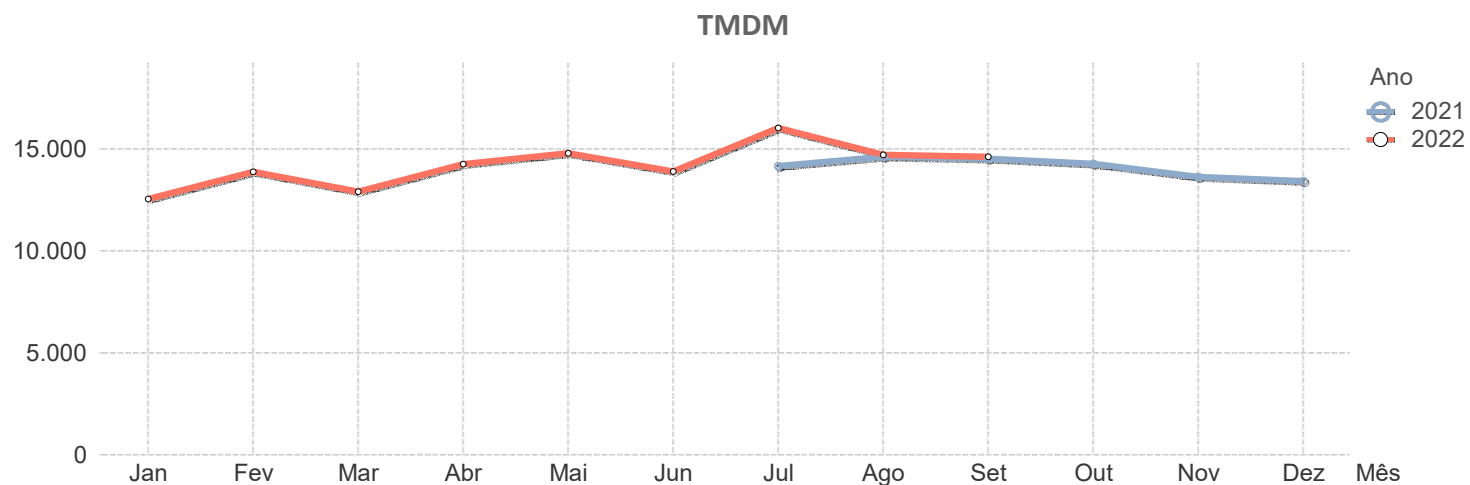
| | | A19 | | | | | | | | | | | | | | |
|--------------------------------------|----|---------------|---------------|---------------|---------------|---------------|---------------|---------------|---------------|---------------|---------------|---------------|---------------|---------------|---------------|---------------|
| | | 2021 | | | | | | 2022 | | | | | | | | |
| Sublanço | .. | Jul | Ago | Set | Out | Nov | Dez | Jan | Fev | Mar | Abr | Mai | Jun | Jul | Ago | Set |
| São Jorge – Batalha | .. | 5.242 | 4.914 | 5.223 | 5.246 | 5.458 | 4.964 | 4.740 | 5.233 | 5.272 | 5.114 | 5.643 | 5.274 | 5.431 | 5.248 | 5.512 |
| Batalha – Azóia | .. | 6.194 | 5.973 | 6.337 | 6.325 | 6.640 | 5.981 | 5.627 | 6.300 | 6.238 | 6.136 | 6.712 | 6.342 | 6.506 | 6.418 | 6.624 |
| Azóia – Leiria Sul (A8/A19) | .. | 5.322 | 5.045 | 5.436 | 5.390 | 5.660 | 5.152 | 4.865 | 5.407 | 5.388 | 5.264 | 5.782 | 5.423 | 5.505 | 5.410 | 5.654 |
| Leiria Sul (A8/A19) – CIL | .. | 35.904 | 35.472 | 37.101 | 37.148 | 37.688 | 35.289 | 33.364 | 35.815 | 36.047 | 36.067 | 38.705 | 36.328 | 36.727 | 36.781 | 38.250 |
| CIL – Barosa (A19/EN242) | .. | 40.037 | 39.038 | 41.100 | 41.385 | 41.772 | 39.401 | 36.874 | 39.430 | 39.827 | 39.993 | 42.641 | 39.875 | 39.806 | 40.111 | 41.796 |
| Barosa (A19/EN242) – Gândara (EN109) | .. | 48.650 | 47.396 | 49.679 | 49.553 | 50.094 | 46.897 | 44.972 | 47.978 | 48.095 | 47.936 | 51.549 | 48.365 | 48.717 | 48.654 | 50.721 |
| Média Ponderada | .. | 11.851 | 11.458 | 12.091 | 12.115 | 12.411 | 11.495 | 10.868 | 11.802 | 11.846 | 11.747 | 12.701 | 11.912 | 12.062 | 11.979 | 12.476 |



| | | A20 | | | | | | | | | | | | | | |
|--------------------------------|----|---------------|---------------|---------------|---------------|---------------|---------------|---------------|---------------|---------------|---------------|---------------|---------------|---------------|---------------|---------------|
| | | 2021 | | | | | | 2022 | | | | | | | | |
| Sublanço | .. | Jul | Ago | Set | Out | Nov | Dez | Jan | Fev | Mar | Abr | Mai | Jun | Jul | Ago | Set |
| A1/IC2 – Carvalhos | .. | 32.976 | 35.314 | 33.716 | 33.226 | 35.687 | 31.797 | 32.620 | 35.268 | 35.525 | 36.151 | 36.674 | 36.088 | 39.394 | 41.981 | 38.963 |
| Carvalhos – A20/A32 | .. | 32.976 | 35.314 | 33.716 | 33.226 | 35.687 | 31.797 | 32.620 | 35.268 | 35.525 | 36.151 | 36.674 | 36.088 | 39.394 | 41.981 | 38.963 |
| A20/A32 – S. Lourenço | .. | 32.976 | 35.314 | 33.716 | 33.226 | 35.687 | 31.797 | 32.620 | 35.268 | 35.525 | 36.151 | 36.674 | 36.088 | 39.394 | 41.981 | 38.963 |
| S. Lourenço – EN 222 | .. | 52.446 | 56.653 | 53.745 | 53.033 | 57.151 | 50.949 | 44.589 | 50.890 | 50.378 | 52.887 | 54.182 | 53.306 | 58.174 | 61.977 | 57.477 |
| EN 222 – Freixo Sul | .. | 63.698 | 67.334 | 65.098 | 64.541 | 70.177 | 62.030 | 54.782 | 62.708 | 62.904 | 65.017 | 66.799 | 65.430 | 70.638 | 72.916 | 69.500 |
| Freixo Sul – Freixo Norte | .. | N/D | N/D | N/D | N/D | N/D | N/D | N/D | N/D | N/D | N/D | N/D | N/D | N/D | N/D | N/D |
| Freixo Norte – Campanhã | .. | 115.324 | 115.667 | 116.733 | 114.956 | 110.000 | 110.283 | 100.984 | 112.248 | 111.848 | 115.395 | 118.480 | 116.061 | 122.363 | 120.313 | 121.364 |
| Campanhã – Mercado Abastecedor | .. | 115.324 | 115.667 | 116.733 | 114.956 | 110.000 | 110.283 | 100.984 | 112.248 | 111.848 | 115.395 | 118.480 | 116.061 | 122.363 | 120.313 | 121.364 |
| Mercado Abastecedor – Antas | .. | 122.366 | 123.424 | 125.485 | 123.244 | 133.512 | 125.263 | 112.915 | 120.854 | 120.518 | 122.890 | 126.553 | 127.305 | 127.558 | 126.214 | 129.416 |
| Antas – A3/A20 | .. | 135.134 | 135.392 | 139.593 | 138.028 | 141.122 | 134.351 | 123.854 | 136.860 | 136.818 | 138.052 | 139.122 | 138.376 | 138.700 | 137.707 | 142.910 |
| A3/A20 – Paranhos | .. | 120.352 | 111.909 | 122.677 | 119.727 | 127.457 | 120.186 | 124.349 | 137.329 | 137.277 | 136.969 | 142.281 | 135.748 | 138.536 | 136.592 | 146.622 |
| Paranhos – Ameal (EN12/EN14) | .. | 128.126 | 126.357 | 133.474 | 131.939 | 143.673 | 124.513 | 127.042 | 140.274 | 140.224 | 139.910 | 144.984 | 138.528 | 141.368 | 138.864 | 149.603 |
| Ameal (EN12/EN14) – Regado | .. | N/D | N/D | N/D | N/D | N/D | N/D | N/D | N/D | N/D | N/D | N/D | N/D | N/D | N/D | N/D |
| Regado – Francos | .. | 129.404 | 124.740 | 133.600 | 131.884 | 135.475 | 125.280 | 126.407 | 138.733 | 138.540 | 139.910 | 144.984 | 138.528 | 139.920 | 132.752 | 137.448 |
| Média Ponderada | .. | 86.909 | 87.664 | 89.083 | 87.889 | 91.822 | 84.820 | 80.305 | 89.189 | 89.130 | 90.866 | 93.440 | 91.022 | 94.822 | 94.681 | 95.152 |

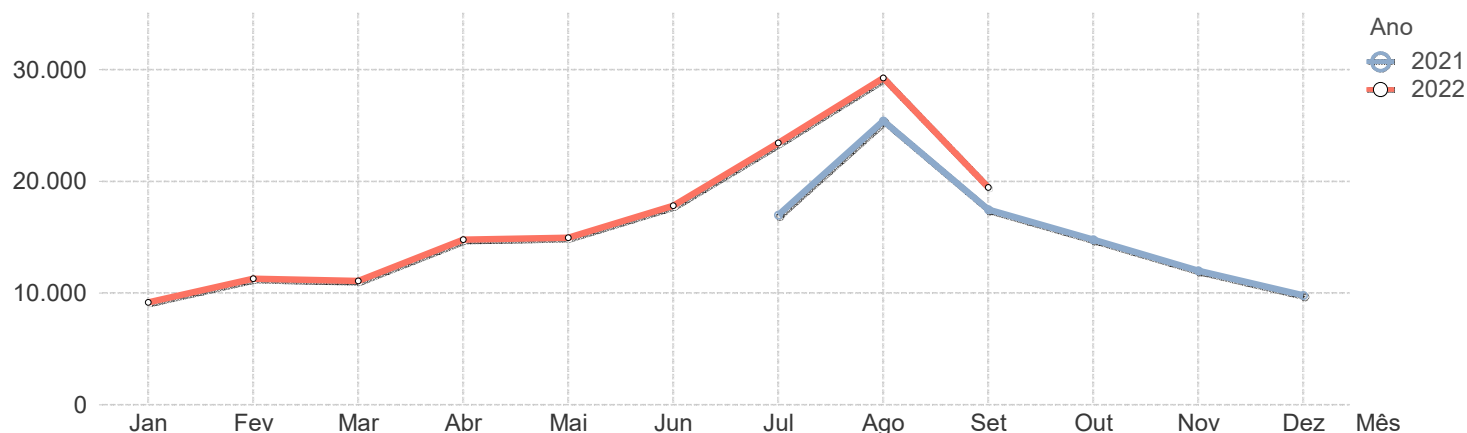


| | | A21 | | | | | | | | | | | | | | |
|---------------------------------------|----|---------------|---------------|---------------|---------------|---------------|---------------|---------------|---------------|---------------|---------------|---------------|---------------|---------------|---------------|---------------|
| | | 2021 | | | | | | 2022 | | | | | | | | |
| Sublanço | .. | Jul | Ago | Set | Out | Nov | Dez | Jan | Fev | Mar | Abr | Mai | Jun | Jul | Ago | Set |
| Ericeira – Mafra Oeste | .. | 10.017 | 10.990 | 10.215 | 9.884 | 9.137 | 9.057 | 8.816 | 9.622 | 8.673 | 9.980 | 10.435 | 9.979 | 12.111 | 11.337 | 10.481 |
| Mafra Oeste – Mafra Este | .. | 10.186 | 10.695 | 10.057 | 9.696 | 9.329 | 8.921 | 8.551 | 9.365 | 8.550 | 9.874 | 10.128 | 9.642 | 11.820 | 10.876 | 10.166 |
| Mafra Este – Malveira | .. | 18.513 | 18.459 | 18.873 | 18.672 | 17.400 | 18.081 | 16.345 | 18.132 | 17.132 | 18.661 | 19.179 | 17.963 | 20.205 | 18.348 | 18.905 |
| Malveira – Venda do Pinheiro (A8/A21) | .. | 21.731 | 22.049 | 23.251 | 23.320 | 23.215 | 21.828 | 20.365 | 22.815 | 21.493 | 22.747 | 23.985 | 22.042 | 23.941 | 21.852 | 23.207 |
| Média Ponderada | .. | 14.172 | 14.622 | 14.521 | 14.279 | 13.628 | 13.420 | 12.554 | 13.883 | 12.904 | 14.265 | 14.799 | 13.894 | 16.031 | 14.708 | 14.625 |

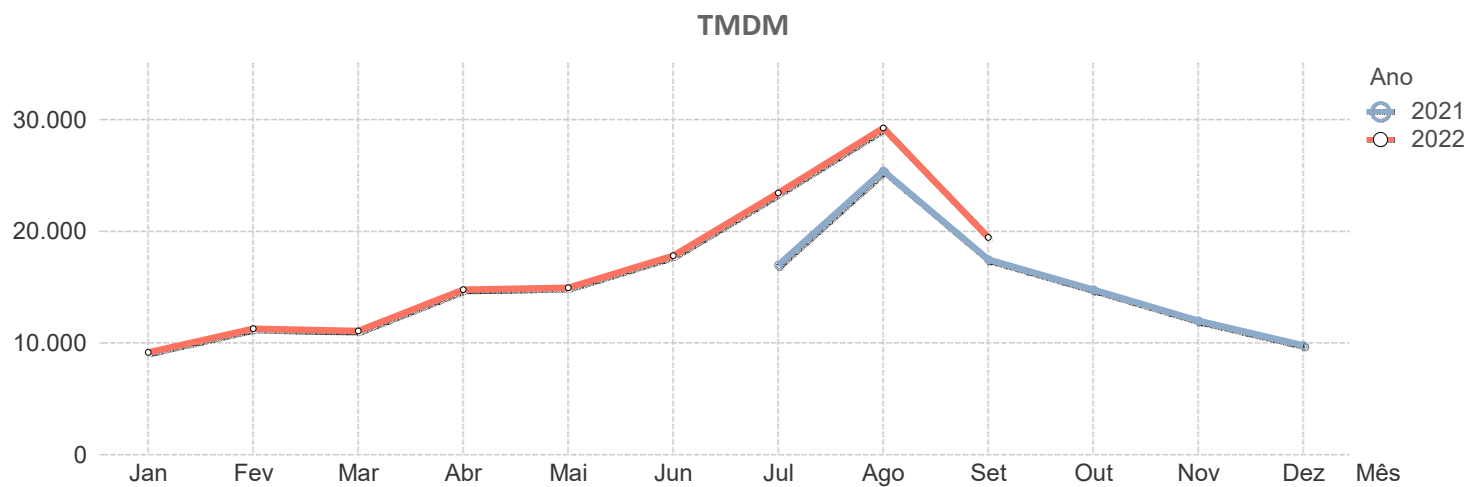


| | | A22 | | | | | | | | | | | | | | |
|---------------------------------|----|--------|--------|--------|--------|--------|--------|--------|--------|--------|--------|--------|--------|--------|--------|--------|
| | | 2021 | | | | | | 2022 | | | | | | | | |
| Sublanço | .. | Jul | Ago | Set | Out | Nov | Dez | Jan | Fev | Mar | Abr | Mai | Jun | Jul | Ago | Set |
| Bensafrim – Lagos | .. | 5.585 | 7.217 | 5.881 | 5.248 | 4.771 | 4.107 | 4.069 | 4.424 | 4.418 | 5.002 | 5.113 | 5.441 | 6.325 | 7.766 | 5.991 |
| Lagos – Odeáxere | .. | 9.511 | 14.805 | 10.595 | 9.017 | 7.167 | 5.693 | 5.490 | 6.467 | 6.472 | 8.663 | 8.799 | 10.383 | 13.346 | 16.839 | 11.772 |
| Odeáxere – Mexilhoeira | .. | 9.906 | 15.915 | 11.153 | 9.445 | 7.384 | 5.714 | 5.425 | 6.651 | 6.753 | 9.128 | 9.464 | 11.107 | 14.468 | 18.354 | 12.624 |
| Mexilhoeira – Alvor | .. | 10.833 | 17.258 | 12.214 | 10.709 | 8.975 | 6.244 | 6.116 | 7.477 | 7.520 | 10.744 | 10.492 | 12.163 | 15.834 | 19.797 | 13.754 |
| Alvor – Portimão | .. | 10.921 | 17.457 | 12.136 | 10.510 | 8.499 | 6.242 | 6.459 | 7.705 | 7.466 | 10.637 | 10.591 | 12.264 | 15.833 | 20.010 | 13.791 |
| Portimão – Lagoa (Silves) | .. | 15.512 | 24.931 | 16.638 | 13.734 | 11.397 | 9.190 | 9.861 | 11.231 | 10.385 | 14.120 | 14.308 | 17.078 | 22.848 | 28.774 | 18.930 |
| Lagoa (Silves) – Alcantarilha | .. | 19.871 | 31.107 | 21.337 | 18.023 | 15.005 | 11.725 | 11.118 | 13.493 | 13.713 | 18.271 | 18.461 | 22.124 | 29.095 | 35.883 | 23.945 |
| Alcantarilha – Algoz | .. | 22.419 | 35.039 | 23.865 | 19.928 | 16.288 | 12.762 | 12.127 | 14.793 | 14.647 | 19.759 | 20.496 | 24.937 | 32.553 | 40.700 | 27.030 |
| Algoz – Guia | .. | 22.328 | 35.425 | 23.781 | 19.800 | 16.007 | 12.427 | 11.783 | 14.485 | 15.005 | 19.911 | 20.251 | 24.678 | 32.429 | 40.596 | 26.854 |
| Guia – A2/A22 | .. | 27.801 | 42.729 | 28.677 | 23.236 | 18.508 | 15.069 | 13.984 | 17.020 | 17.230 | 23.501 | 23.813 | 29.391 | 38.353 | 46.973 | 31.728 |
| A2/A22 – Boliqueime | .. | 27.480 | 40.401 | 28.395 | 24.106 | 19.402 | 16.459 | 14.990 | 18.284 | 18.480 | 24.080 | 24.544 | 29.362 | 37.769 | 45.295 | 31.491 |
| Boliqueime – Loulé | .. | 30.054 | 42.159 | 31.987 | 28.457 | 22.864 | 19.459 | 17.751 | 21.593 | 21.551 | 27.991 | 29.291 | 33.677 | 41.250 | 48.047 | 35.207 |
| Loulé – Faro (Aeroporto) | .. | 27.059 | 38.367 | 28.873 | 25.724 | 20.173 | 17.518 | 15.948 | 19.322 | 19.766 | 25.611 | 26.792 | 31.010 | 38.773 | 44.980 | 33.066 |
| Faro (Aeroporto) – Faro (Estói) | .. | 18.034 | 25.249 | 16.626 | 16.113 | 13.004 | 11.553 | N/D | N/D | N/D | N/D | N/D | N/D | 22.770 | 28.640 | 18.767 |
| Faro (Estói) – Olhão | .. | 15.850 | 23.276 | 15.274 | 12.132 | 9.899 | 8.300 | 7.773 | 9.695 | 9.217 | 12.229 | 12.223 | 14.885 | 20.529 | 26.598 | 16.650 |
| Olhão – Tavira | .. | 15.101 | 22.068 | 14.514 | 11.538 | 9.501 | 7.829 | 7.352 | 9.277 | 8.796 | 11.684 | 11.632 | 14.120 | 19.562 | 25.450 | 15.838 |
| Tavira – Monte Gordo | .. | 10.185 | 15.336 | 9.716 | 7.658 | 6.218 | 4.960 | 4.739 | 6.183 | 5.666 | 7.846 | 7.594 | 9.341 | 13.580 | 18.360 | 10.611 |
| Monte Gordo – Castro Marim | .. | 10.697 | 15.557 | 10.654 | 9.245 | 7.702 | 5.713 | 5.741 | 7.715 | 6.984 | 9.401 | 8.983 | 10.358 | 14.144 | 18.903 | 11.549 |

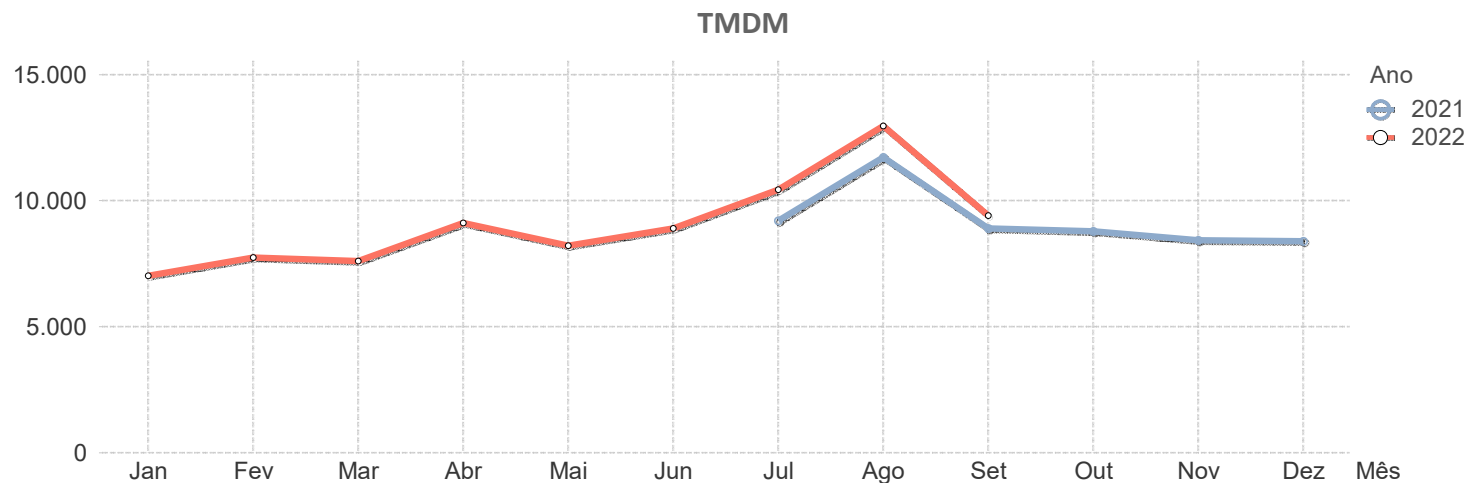
TMDM



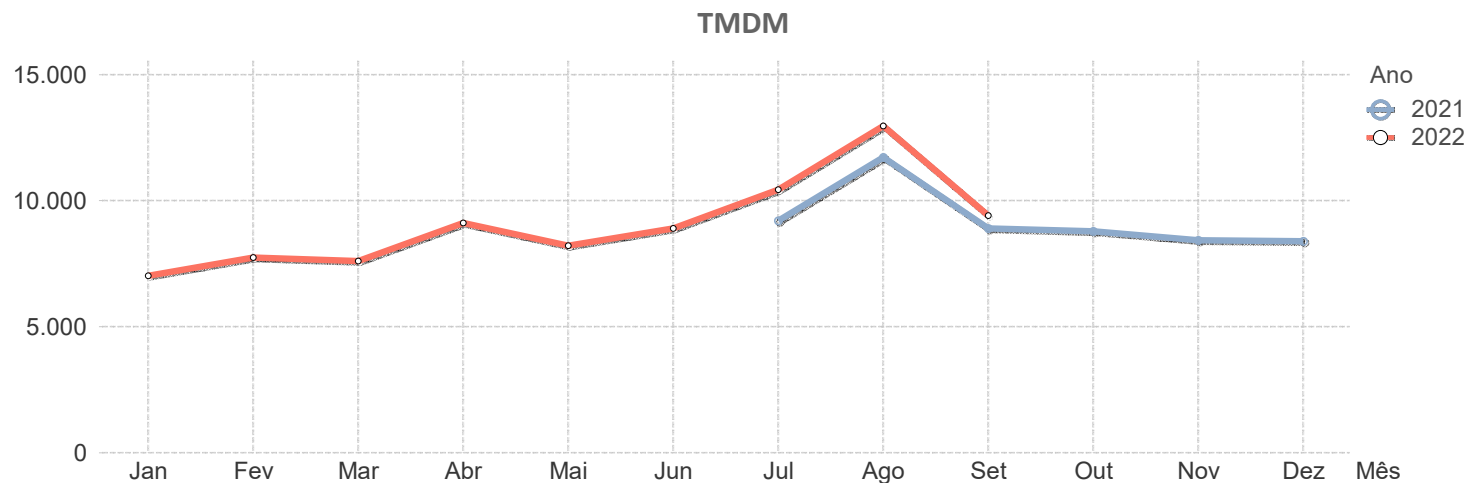
| | | A22 | | | | | | | | | | | | | | |
|--------------------------------------------|----|---------------|---------------|---------------|---------------|---------------|--------------|--------------|---------------|---------------|---------------|---------------|---------------|---------------|---------------|---------------|
| | | 2021 | | | | | | 2022 | | | | | | | | |
| Sublanço | .. | Jul | Ago | Set | Out | Nov | Dez | Jan | Fev | Mar | Abr | Mai | Jun | Jul | Ago | Set |
| Castro Marim – Ponte Internacional do G... | .. | 11.229 | 16.328 | 11.207 | 9.722 | 8.093 | 5.999 | 6.126 | 8.209 | 7.455 | 11.000 | 10.512 | 12.136 | 16.563 | 22.123 | 13.526 |
| Média Ponderada | | 16.987 | 25.401 | 17.478 | 14.795 | 12.015 | 9.792 | 9.181 | 11.277 | 11.082 | 14.795 | 14.968 | 17.834 | 23.443 | 29.247 | 19.461 |



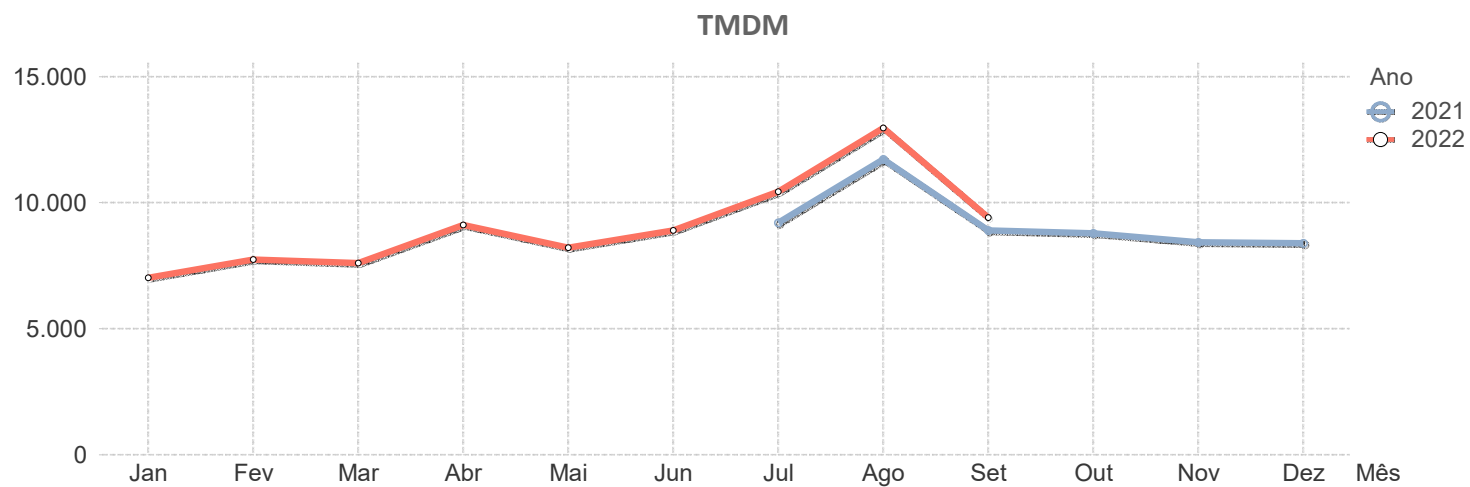
| A23 | | | | | | | | | | | | | | | | |
|---------------------------------|-------------|------------|------------|------------|------------|------------|-------------|------------|------------|------------|------------|------------|------------|------------|------------|--|
| Sublanço | 2021 | | | | | | 2022 | | | | | | | | | |
| | Jul | Ago | Set | Out | Nov | Dez | Jan | Fev | Mar | Abr | Mai | Jun | Jul | Ago | Set | |
| Torres Novas (A1) – Zibreira | 16.509 | 19.284 | 16.551 | 16.380 | 15.586 | 15.701 | 13.321 | 14.604 | 14.221 | 16.272 | 16.012 | 17.440 | 18.887 | 21.896 | 17.966 | |
| Zibreira – Torres Novas | 17.967 | 21.341 | 17.978 | 17.792 | 16.945 | 16.666 | 13.780 | 15.793 | 15.059 | 17.826 | 16.876 | 19.358 | 20.497 | 23.891 | 18.926 | |
| Torres Novas – Entroncamento | 18.290 | 21.801 | 18.241 | 17.837 | 17.409 | 17.003 | 14.267 | 15.666 | 15.231 | 17.426 | 17.147 | 18.298 | 19.886 | 22.921 | 18.936 | |
| Entroncamento – Atalaia | 16.810 | 20.350 | 16.988 | 16.410 | 16.438 | 15.590 | 14.064 | 15.484 | 15.004 | 17.191 | 16.850 | 17.647 | 19.255 | 22.115 | 18.368 | |
| Atalaia – Tancos | 16.976 | 19.239 | 16.116 | 16.195 | 16.105 | 15.034 | 13.096 | 14.955 | 14.271 | 17.029 | 14.887 | 15.142 | 18.005 | 20.570 | 16.315 | |
| Tancos – Constância (Oeste) | 16.001 | 17.962 | 15.241 | 15.318 | 15.328 | 14.503 | 12.879 | 14.211 | 13.750 | 15.886 | 15.192 | 15.512 | 17.770 | 20.092 | 16.697 | |
| Constância (Oeste) – Constância | 14.736 | 16.539 | 14.034 | 14.107 | 14.111 | 13.355 | 11.801 | 13.052 | 12.661 | 14.630 | 13.990 | 14.287 | 16.359 | 18.504 | 15.377 | |
| Constância – Amoreira | 12.942 | 14.530 | 12.327 | 12.390 | 12.399 | 11.731 | 9.972 | 11.065 | 10.775 | 12.448 | 11.902 | 12.158 | 13.919 | 17.493 | 14.536 | |
| Amoreira – Abrantes Oeste | 11.791 | 13.234 | 11.228 | 11.287 | 11.292 | 10.687 | 8.426 | 9.349 | 9.100 | 10.514 | 10.056 | 10.269 | 11.756 | 14.774 | 12.275 | |
| Abrantes Oeste – Abrantes Este | 9.990 | 13.183 | 9.718 | 9.515 | 9.168 | 8.957 | 7.222 | 8.234 | 7.833 | 9.985 | 8.699 | 9.531 | 11.373 | 14.199 | 10.107 | |
| Abrantes Este – Mouriscas | 11.617 | 14.385 | 11.307 | 11.151 | 10.713 | 10.636 | 8.921 | 9.893 | 9.503 | 11.511 | 10.340 | 11.125 | 12.873 | 15.463 | 11.610 | |
| Mouriscas – Mação | 7.909 | 10.731 | 7.690 | 7.546 | 7.149 | 7.275 | 5.814 | 6.482 | 6.256 | 8.029 | 6.900 | 7.671 | 9.371 | 11.828 | 8.259 | |
| Mação – Gavião | 7.450 | 10.209 | 7.184 | 7.204 | 6.634 | 6.781 | 5.401 | 6.027 | 5.835 | 7.568 | 6.407 | 7.165 | 8.769 | 11.344 | 7.785 | |
| Gavião – Envendos | 7.134 | 9.854 | 6.868 | 6.692 | 6.337 | 6.504 | 5.147 | 5.737 | 5.541 | 7.234 | 6.061 | 6.816 | 8.433 | 10.873 | 7.322 | |
| Envendos – Gardete | 7.202 | 9.906 | 6.933 | 6.802 | 6.401 | 6.562 | 5.215 | 5.702 | 5.608 | 7.296 | 6.157 | 7.101 | 8.484 | 10.917 | 7.411 | |
| Gardete – Riscada | 8.910 | 11.969 | 8.677 | 8.439 | 7.977 | 8.094 | 6.550 | 7.274 | 7.023 | 9.060 | 7.739 | 8.611 | 10.330 | 13.345 | 9.271 | |
| Riscada – Fratel | 8.862 | 11.927 | 8.630 | 8.386 | 7.928 | 8.052 | 6.507 | 7.227 | 6.972 | 9.001 | 7.686 | 8.557 | 10.275 | 13.092 | 9.130 | |
| Fratel – Perdigão | 7.706 | 10.654 | 7.480 | 7.260 | 6.812 | 7.048 | 5.604 | 6.219 | 5.973 | 7.863 | 6.614 | 7.462 | 9.194 | 11.930 | 5.333 | |



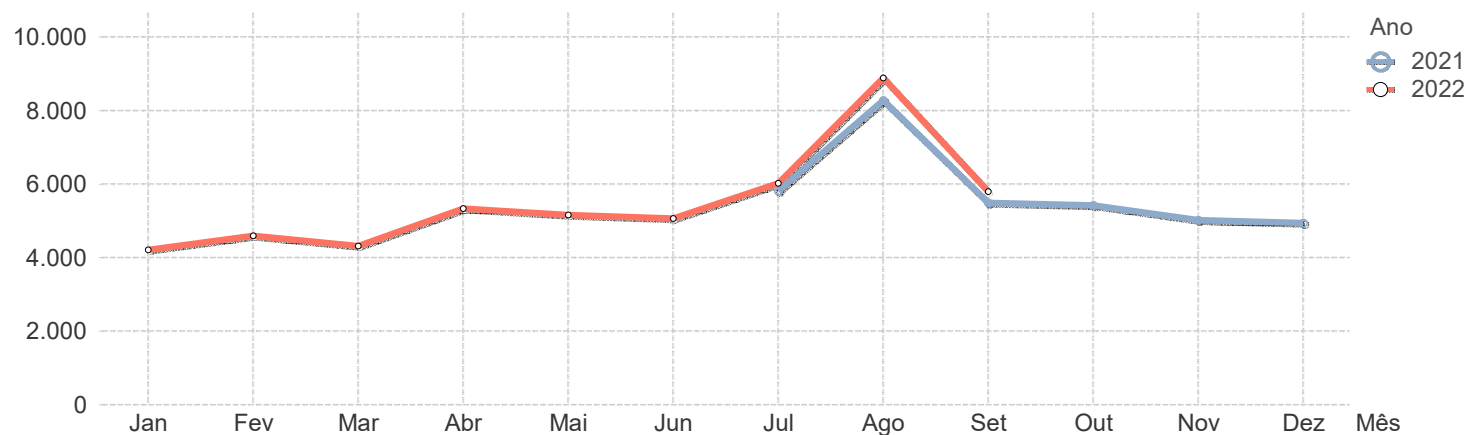
| A23 | | | | | | | | | | | | | | | | |
|----------------------------------------|--------|--------|--------|--------|--------|--------|-------|--------|--------|--------|--------|--------|--------|--------|--------|--|
| Sublanço | 2021 | | | | | | 2022 | | | | | | | | | |
| | Jul | Ago | Set | Out | Nov | Dez | Jan | Fev | Mar | Abr | Mai | Jun | Jul | Ago | Set | |
| Perdigão – Alvaiade | 9.028 | 11.853 | 8.661 | 8.582 | 8.086 | 8.400 | 6.853 | 7.517 | 7.380 | 8.843 | 7.981 | 8.757 | 10.469 | 12.955 | 9.156 | |
| Alvaiade – Sarnadas (Retaxo) | 8.206 | 11.106 | 7.937 | 7.750 | 7.417 | 7.688 | 6.201 | 6.805 | 6.689 | 8.324 | 7.266 | 8.558 | 9.765 | 12.229 | 8.567 | |
| Sarnadas (Retaxo) – Castelo Branco Sul | 7.565 | 10.156 | 7.442 | 7.522 | 7.077 | 7.367 | 5.911 | 6.541 | 6.377 | 7.973 | 6.915 | 7.667 | 9.171 | 11.564 | 5.595 | |
| Castelo Branco Sul – Hospital | 7.152 | 9.841 | 7.073 | 7.020 | 6.620 | 6.807 | 5.622 | 6.194 | 5.889 | 7.200 | 5.306 | 5.296 | 8.488 | 10.766 | 7.344 | |
| Hospital – Castelo Branco Norte | 5.913 | 8.598 | 5.660 | 5.510 | 5.126 | 5.275 | 4.312 | 4.721 | 4.654 | 5.975 | 4.948 | 5.616 | 7.243 | 9.559 | 6.036 | |
| Castelo Branco Norte – Alcains | 12.139 | 14.610 | 11.704 | 11.584 | 11.330 | 11.365 | 9.856 | 10.600 | 10.610 | 11.996 | 11.187 | 11.732 | 13.216 | 15.519 | 12.197 | |
| Alcains – Lardosa | 7.051 | 9.437 | 6.770 | 6.635 | 6.192 | 6.574 | 5.420 | 5.813 | 5.868 | 7.024 | 5.473 | 6.809 | 7.966 | 10.363 | 7.181 | |
| Lardosa – Soalheira | 7.870 | 10.183 | 7.570 | 7.478 | 7.167 | 7.260 | 6.128 | 6.252 | 6.491 | 7.513 | 6.732 | 7.808 | 8.746 | 11.064 | 8.094 | |
| Soalheira – Castelo Novo | 7.116 | 9.463 | 6.844 | 6.743 | 6.414 | 6.592 | 5.490 | 5.916 | 6.023 | 7.133 | 6.366 | 6.897 | 8.096 | 10.391 | 7.384 | |
| Castelo Novo – Fundão | 9.849 | 12.087 | 9.436 | 9.368 | 9.058 | 8.940 | 7.817 | 8.446 | 8.505 | 9.650 | 9.047 | 9.509 | 10.636 | 13.009 | 10.151 | |
| Fundão – Alcaria | 8.673 | 10.747 | 8.279 | 8.160 | 7.906 | 7.740 | 6.828 | 7.367 | 7.463 | 8.470 | 7.858 | 8.236 | 9.397 | 11.585 | 8.505 | |
| Alcaria – Covilhã Sul | 6.077 | 8.369 | 5.801 | 5.693 | 5.372 | 5.546 | 4.644 | 4.975 | 5.061 | 6.085 | 5.304 | 5.695 | 6.994 | 9.313 | 6.311 | |
| Covilhã Sul – Covilhã Norte | 5.434 | 7.565 | 5.057 | 4.923 | 4.577 | 4.631 | 3.786 | 4.162 | 4.278 | 5.168 | 4.587 | 4.974 | 6.271 | 8.567 | 5.464 | |
| Covilhã Norte – Belmonte Sul | 7.428 | 9.772 | 7.169 | 7.092 | 6.759 | 6.751 | 5.722 | 6.192 | 6.240 | 7.235 | 6.717 | 6.989 | 8.367 | 10.902 | 7.687 | |
| Belmonte Sul – Belmonte Norte | 5.363 | 7.095 | 4.916 | 4.896 | 4.554 | 4.586 | 3.957 | 4.345 | 4.433 | 5.296 | 4.811 | 5.080 | 6.378 | 8.448 | 5.762 | |
| Belmonte Norte – Benespera | 5.945 | 8.109 | 5.590 | 5.561 | 5.180 | 5.195 | 4.376 | 4.722 | 4.795 | 5.730 | 5.241 | 5.525 | 6.934 | 9.225 | 6.176 | |
| Benespera – Guarda (A23) | 6.220 | 8.363 | 5.873 | 5.847 | 5.463 | 5.444 | 4.521 | 5.019 | 5.063 | 6.000 | 5.516 | 5.789 | 7.190 | 9.483 | 6.524 | |
| Guarda (A23) – Pinhel | 7.307 | 9.422 | 6.905 | 6.929 | 6.546 | 6.330 | 5.767 | 6.206 | 6.265 | 7.077 | 6.678 | 6.887 | 8.330 | 10.645 | 7.424 | |



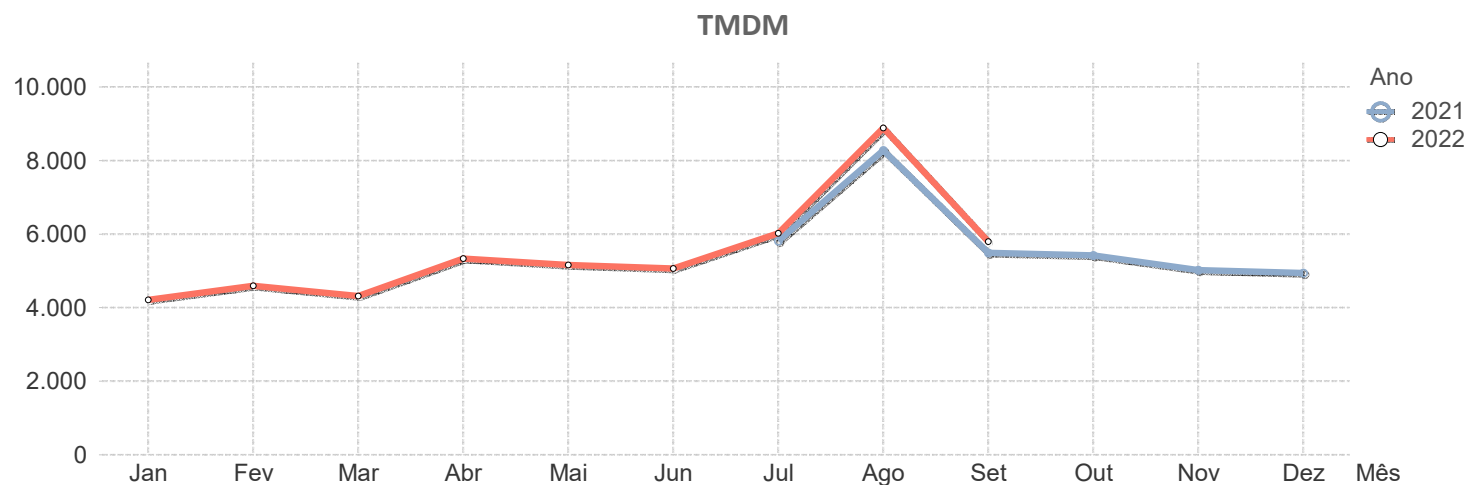
| | | A23 | | | | | | | | | | | | | | |
|-----------------|----|-------|--------|-------|-------|-------|-------|-------|-------|-------|-------|-------|-------|--------|--------|-------|
| | | 2021 | | | | | | 2022 | | | | | | | | |
| Sublanço | .. | Jul | Ago | Set | Out | Nov | Dez | Jan | Fev | Mar | Abr | Mai | Jun | Jul | Ago | Set |
| Média Ponderada | .. | 9.205 | 11.720 | 8.895 | 8.789 | 8.431 | 8.399 | 7.026 | 7.742 | 7.602 | 9.116 | 8.211 | 8.905 | 10.440 | 12.963 | 9.410 |



| | | A24 | | | | | | | | | | | | | | |
|----------------------------------------------|-----------|-------------|------------|------------|------------|------------|------------|-------------|------------|------------|------------|------------|------------|------------|------------|------------|
| | | 2021 | | | | | | 2022 | | | | | | | | |
| Sublanço | .. | Jul | Ago | Set | Out | Nov | Dez | Jan | Fev | Mar | Abr | Mai | Jun | Jul | Ago | Set |
| Fronteira – Vila Verde da Raia | .. | 4.695 | 7.520 | 3.659 | 3.694 | 3.283 | 3.445 | 3.074 | 3.029 | 2.836 | 4.026 | 3.295 | 3.295 | 5.686 | 8.526 | 3.902 |
| Vila Verde da Raia – Zona Industrial de C... | .. | 4.120 | 6.812 | 3.156 | 3.121 | 2.732 | 2.935 | 2.637 | 2.562 | 2.372 | 3.440 | 2.783 | 2.738 | 4.816 | 7.076 | 3.353 |
| Zona Industrial de Chaves – Chaves | .. | 4.028 | 6.681 | 2.882 | 2.823 | 2.468 | 2.764 | 2.406 | 2.320 | 2.151 | 3.236 | 2.579 | 2.578 | 4.991 | 7.550 | 3.127 |
| Chaves – EN103 | .. | 5.317 | 8.465 | 4.157 | 4.155 | 3.706 | 3.985 | 3.444 | 3.466 | 3.245 | 4.420 | 3.832 | 3.725 | 6.285 | 9.450 | 4.452 |
| EN103 – Vidago | .. | 6.103 | 9.487 | 4.945 | 4.941 | 4.442 | 4.662 | 4.004 | 4.140 | 3.892 | 5.146 | 4.541 | 4.430 | 7.093 | 10.526 | 5.243 |
| Vidago – Pedras Salgadas | .. | 6.785 | 10.341 | 5.654 | 5.641 | 5.086 | 5.269 | 4.523 | 4.729 | 4.473 | 5.796 | 5.184 | 5.112 | 7.768 | 11.420 | 5.963 |
| Pedras Salgadas – A7/A24 | .. | 6.816 | 10.364 | 5.722 | 5.701 | 5.150 | 5.314 | 4.577 | 4.784 | 4.530 | 5.849 | 5.251 | 5.198 | 7.803 | 11.468 | 6.030 |
| A7/A24 – Vila Pouca de Aguiar | .. | 4.242 | 5.967 | 3.867 | 3.897 | 3.654 | 3.524 | 3.055 | 3.351 | 3.161 | 3.694 | 3.595 | 3.517 | 4.137 | 6.167 | 3.893 |
| Vila Pouca de Aguiar – Fortunho | .. | 3.926 | 5.556 | 3.660 | 3.686 | 3.458 | 3.341 | 2.889 | 3.159 | 2.985 | 3.478 | 3.435 | 3.352 | 3.413 | 5.748 | 3.703 |
| Fortunho – A24/ex-IP4 | .. | 5.862 | 7.564 | 5.539 | 5.580 | 5.370 | 5.160 | 4.585 | 4.985 | 4.815 | 5.314 | 5.302 | 5.168 | 5.798 | 7.826 | 5.636 |
| A24/ex-IP4 – A4/A24 | .. | 4.232 | 5.624 | 4.078 | 4.047 | 3.944 | 3.665 | 3.244 | 3.639 | 3.480 | 3.865 | 4.019 | 3.877 | 4.531 | 5.909 | 4.257 |
| A4/A24 – Constantim | .. | 9.247 | 11.341 | 9.298 | 9.060 | 8.646 | 8.090 | 7.044 | 7.990 | 7.682 | 8.671 | 9.065 | 8.860 | 9.807 | 12.821 | 9.822 |
| Constantim – Portela | .. | 9.811 | 12.318 | 9.946 | 9.488 | 9.450 | 8.972 | 7.735 | 8.660 | 8.233 | 9.251 | 9.605 | 9.151 | 9.540 | 12.806 | 10.389 |
| Portela – Régua | .. | 9.262 | 11.661 | 9.339 | 9.305 | 8.836 | 8.448 | 7.241 | 8.159 | 7.779 | 8.868 | 9.167 | 8.596 | 7.978 | 12.339 | 9.942 |
| Régua – Armamar | .. | 5.454 | 7.478 | 5.440 | 5.459 | 5.217 | 5.047 | 4.176 | 4.738 | 4.439 | 5.196 | 5.738 | 5.041 | 5.221 | 8.023 | 5.795 |
| Armamar – Lamego | .. | 8.920 | 11.622 | 9.095 | 8.973 | 9.119 | 8.825 | 7.227 | 7.880 | 7.477 | 8.595 | 8.835 | 8.465 | 8.962 | 12.166 | 9.513 |
| Lamego – Bigorne | .. | 4.351 | 6.429 | 4.452 | 4.318 | 3.827 | 3.711 | 3.056 | 3.453 | 3.182 | 4.167 | 4.082 | 4.116 | 4.650 | 6.893 | 4.764 |
| Bigorne – Castro Daire Norte | .. | 4.140 | 6.209 | 4.218 | 4.086 | 3.590 | 3.495 | 2.848 | 3.221 | 2.932 | 3.961 | 3.846 | 3.905 | 4.459 | 6.647 | 4.561 |

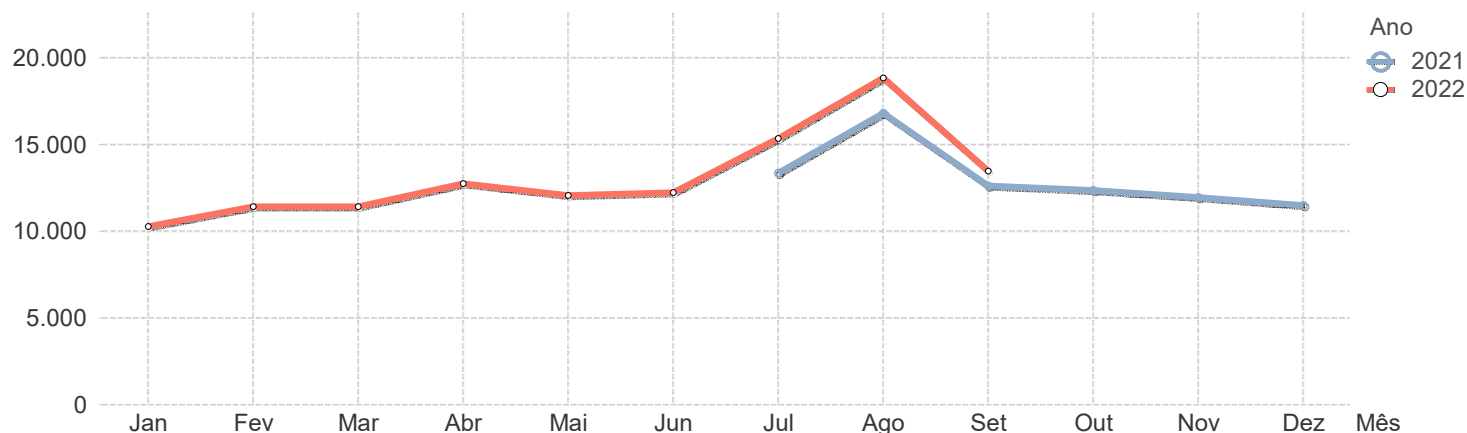
TMDM


| | | A24 | | | | | | | | | | | | | | |
|-----------------------------------------|----|--------------|--------------|--------------|--------------|--------------|--------------|--------------|--------------|--------------|--------------|--------------|--------------|--------------|--------------|--------------|
| | | 2021 | | | | | | 2022 | | | | | | | | |
| Sublanço | .. | Jul | Ago | Set | Out | Nov | Dez | Jan | Fev | Mar | Abr | Mai | Jun | Jul | Ago | Set |
| Castro Daire Norte – Castro Daire Leste | .. | 5.302 | 7.541 | 5.344 | 5.231 | 4.713 | 4.535 | 3.817 | 4.277 | 3.944 | 4.987 | 4.879 | 4.806 | 5.219 | 7.905 | 5.609 |
| Castro Daire Leste – Carvalhal | .. | 5.858 | 8.294 | 5.909 | 5.800 | 5.290 | 5.132 | 4.324 | 4.824 | 4.487 | 5.683 | 5.544 | 5.503 | 5.878 | 8.937 | 6.309 |
| Carvalhal – Arcas | .. | 5.850 | 8.329 | 5.913 | 5.831 | 5.331 | 5.191 | 4.337 | 4.826 | 4.506 | 5.701 | 5.303 | 5.569 | 6.119 | 8.964 | 6.322 |
| Arcas – EN16 | .. | 5.975 | 8.486 | 6.015 | 5.913 | 5.415 | 5.291 | 4.471 | 4.958 | 4.583 | 5.802 | 5.617 | 5.707 | 6.340 | 9.164 | 6.450 |
| EN16 – Viseu (IP5) | .. | 4.801 | 6.906 | 4.758 | 4.575 | 4.100 | 3.987 | 3.428 | 3.773 | 3.449 | 4.511 | 4.311 | 4.451 | 4.969 | 7.075 | 4.892 |
| Viseu (IP5) – Faíl (A25) | .. | 5.095 | 7.330 | 5.053 | 4.857 | 4.350 | 4.220 | 3.636 | 3.997 | 3.660 | 4.781 | 4.587 | 4.725 | 5.273 | 7.488 | 5.185 |
| Média Ponderada | .. | 5.815 | 8.274 | 5.490 | 5.424 | 5.024 | 4.947 | 4.213 | 4.597 | 4.317 | 5.336 | 5.162 | 5.063 | 6.022 | 8.885 | 5.793 |

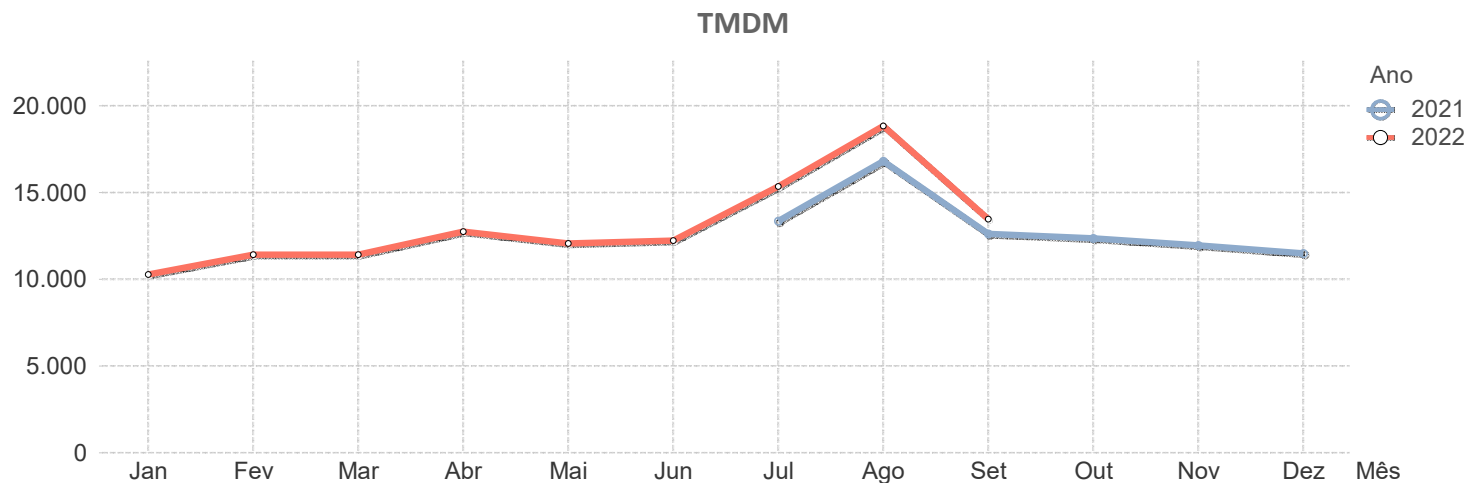


| | | A25 | | | | | | | | | | | | | | |
|---------------------------------------------|----|--------|--------|--------|--------|--------|--------|--------|--------|--------|--------|--------|--------|--------|--------|--------|
| | | 2021 | | | | | | 2022 | | | | | | | | |
| Sublanço | .. | Jul | Ago | Set | Out | Nov | Dez | Jan | Fev | Mar | Abr | Mai | Jun | Jul | Ago | Set |
| Barra – Zona Industrial | .. | 32.389 | 39.229 | 27.261 | 23.607 | 22.532 | 20.936 | 20.683 | 21.881 | 22.773 | 24.437 | 25.667 | 26.041 | 35.824 | 39.660 | 27.374 |
| Zona Industrial – Gafanha da Nazaré | .. | 32.389 | 39.229 | 27.261 | 23.607 | 22.532 | 20.936 | 20.683 | 21.881 | 22.773 | 24.437 | 25.667 | 26.041 | 35.824 | 39.660 | 27.374 |
| Gafanha da Nazaré – Pirâmides | .. | 41.122 | 47.632 | 37.952 | 35.669 | 33.928 | 32.404 | 31.498 | 34.090 | 32.546 | 34.908 | 36.662 | 37.178 | 45.493 | 48.161 | 38.120 |
| Pirâmides – Esgueira | .. | 30.863 | 35.126 | 29.047 | 28.608 | 28.321 | 26.011 | 24.352 | 26.022 | 34.218 | 32.155 | 29.598 | 27.991 | 34.805 | 36.638 | 29.519 |
| Esgueira – Aveiro Nascente (A17/A25) | .. | 20.031 | 24.072 | 20.226 | 20.034 | 19.850 | 18.238 | 15.919 | 17.964 | 17.663 | 20.305 | 19.731 | 19.503 | 23.025 | 25.888 | 20.800 |
| Aveiro Nascente (A17/A25) – Zona Industr... | .. | 33.096 | 39.068 | 32.807 | 32.573 | 32.452 | 30.003 | 25.725 | 30.181 | 28.958 | 34.312 | 32.570 | 31.601 | 37.937 | 41.609 | 33.789 |
| Zona Industrial de Aveiro – Angeja Poente | .. | 30.899 | 37.246 | 31.439 | 30.777 | 30.431 | 28.115 | 24.475 | 27.612 | 27.400 | 30.545 | 30.121 | 29.955 | 35.322 | 39.288 | 32.426 |
| Angeja Poente – Angeja (A25/A29) | .. | 31.344 | 37.814 | 31.443 | 30.723 | 30.109 | 27.938 | 24.565 | 28.526 | 27.069 | 30.652 | 29.652 | 29.860 | 36.000 | 40.250 | 32.667 |
| Angeja (A25/A29) – Albergaria (A1/A25) | .. | 23.074 | 27.977 | 22.525 | 21.766 | 21.177 | 19.941 | 17.361 | 19.777 | 19.523 | 21.985 | 21.504 | 22.016 | 26.638 | 30.053 | 23.582 |
| Albergaria (A1/A25) – A25/IC2 | .. | 18.568 | 22.628 | 18.078 | 17.381 | 17.182 | 17.265 | 14.647 | 16.212 | 16.884 | 17.883 | 17.129 | 17.322 | 21.033 | 24.580 | 19.151 |
| A25/IC2 – Carvoeiro | .. | 17.457 | 22.267 | 18.172 | 17.254 | 20.441 | 16.219 | 14.164 | 16.134 | 16.888 | 18.343 | 16.959 | 17.101 | 19.644 | 24.216 | 19.286 |
| Carvoeiro – Talhadas | .. | 14.482 | 18.236 | 13.870 | 13.211 | 12.703 | 12.332 | 10.961 | 12.198 | 12.923 | 13.672 | 12.812 | 13.142 | 16.191 | 19.872 | 14.759 |
| Talhadas – Reigoso | .. | 16.193 | 21.472 | 15.784 | 15.357 | 14.643 | 14.123 | 12.226 | 14.330 | 14.613 | 15.356 | 14.457 | 14.835 | 18.037 | 23.436 | 16.808 |
| Reigoso – Cambarinho | .. | 14.717 | 18.478 | 14.157 | 13.589 | 13.064 | 12.775 | 11.244 | 12.459 | 13.184 | 13.882 | 12.987 | 13.338 | 16.359 | 20.217 | 15.100 |
| Cambarinho – Vouzela | .. | 14.624 | 18.189 | 14.051 | 13.564 | 13.132 | 12.825 | 11.325 | 12.528 | 12.935 | 14.042 | 13.040 | 13.371 | 16.246 | 19.959 | 14.895 |
| Vouzela – Vouzela Nascente | .. | 14.597 | 18.059 | 14.786 | 15.392 | 14.389 | 13.841 | 12.443 | 14.270 | 14.411 | 15.746 | 14.546 | 14.721 | 16.566 | 20.071 | 15.885 |
| Vouzela Nascente – Ventosa | .. | 10.715 | 14.061 | 10.419 | 10.132 | 9.700 | 9.696 | 8.395 | 9.259 | 10.016 | 10.398 | 9.571 | 9.885 | 12.422 | 15.839 | 11.351 |
| Ventosa – Boa Aldeia Poente | .. | 11.106 | 14.587 | 10.874 | 10.759 | 9.882 | 9.860 | 8.332 | 9.424 | 10.124 | 10.517 | 9.622 | 9.856 | 12.171 | 15.187 | 10.967 |

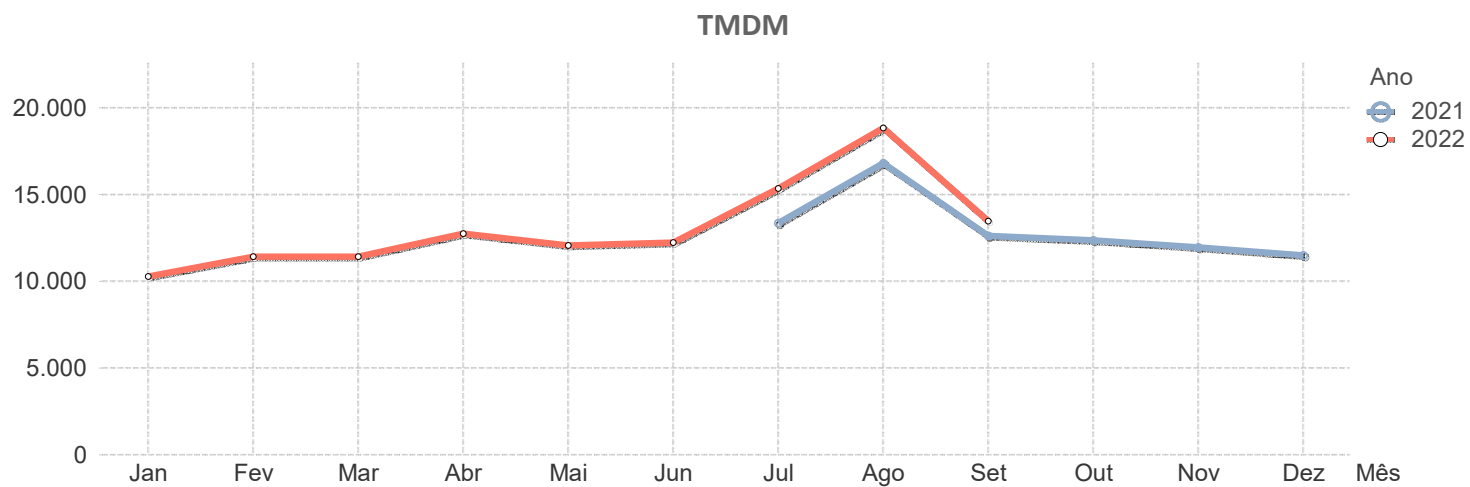
TMDM



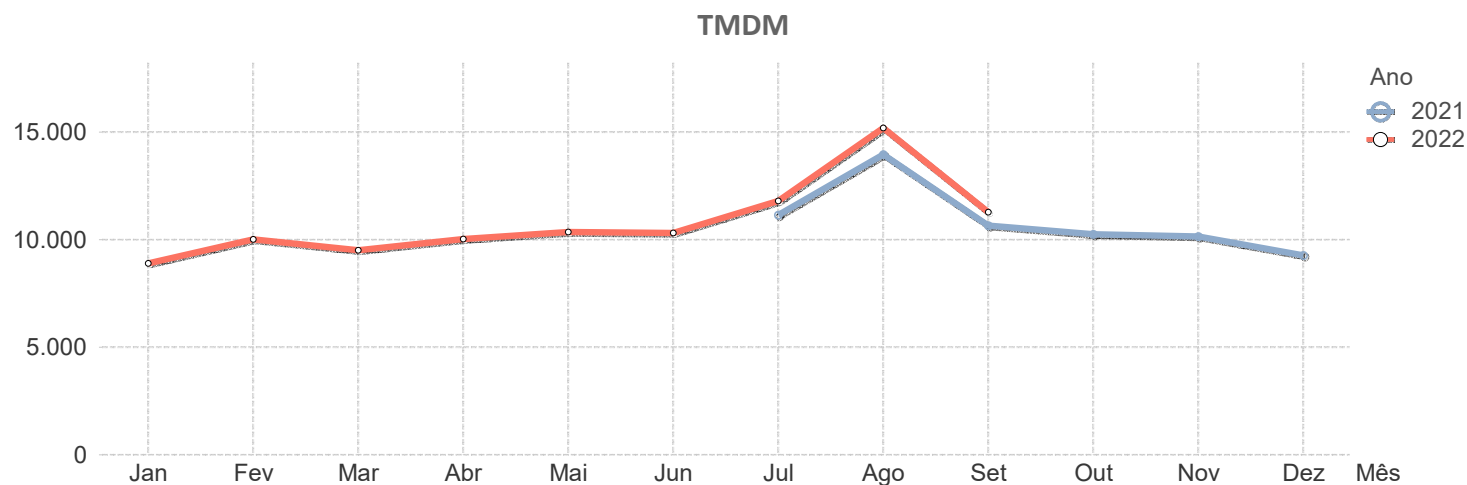
| | | A25 | | | | | | | | | | | | | | |
|-----------------------------------------|----|--------|--------|--------|--------|--------|--------|--------|--------|--------|--------|--------|--------|--------|--------|--------|
| | | 2021 | | | | | | 2022 | | | | | | | | |
| Sublanço | .. | Jul | Ago | Set | Out | Nov | Dez | Jan | Fev | Mar | Abr | Mai | Jun | Jul | Ago | Set |
| Boa Aldeia Poente – Boa Aldeia Nascente | .. | 8.786 | 11.794 | 8.465 | 8.681 | 7.793 | 7.893 | 6.743 | 7.838 | 8.007 | 8.597 | 7.568 | 7.766 | 9.868 | 12.748 | 8.849 |
| Boa Aldeia Nascente – Fail | .. | 8.844 | 11.597 | 8.511 | 8.293 | 7.911 | 7.998 | 6.915 | 7.624 | 8.064 | 8.563 | 7.817 | 8.089 | 10.195 | 13.009 | 9.216 |
| Fail – EN231 | .. | 13.849 | 17.364 | 13.382 | 13.187 | 12.940 | 12.742 | 11.338 | 12.428 | 12.095 | 13.409 | 12.794 | 12.963 | 15.580 | 19.241 | 14.319 |
| EN231 – EN2 | .. | 7.181 | 9.983 | 6.645 | 6.526 | 6.124 | 6.139 | 5.275 | 5.881 | 5.722 | 6.678 | 6.120 | 6.382 | 8.565 | 11.640 | 7.386 |
| EN2 – Caçador | .. | 13.529 | 15.698 | 12.818 | 12.832 | 11.850 | 12.500 | 10.598 | 12.591 | 11.633 | 13.068 | 12.248 | 12.459 | 15.681 | 18.215 | 14.083 |
| Caçador – Fagilde | .. | 15.381 | 18.477 | 15.077 | 15.051 | 14.750 | 14.316 | 13.240 | 15.538 | 14.447 | 14.988 | 14.645 | 14.820 | 17.334 | 21.351 | 16.392 |
| Fagilde – Mangualde | .. | 15.895 | 18.921 | 14.792 | 15.502 | 15.115 | 14.537 | 13.251 | 14.504 | 14.178 | 15.154 | 14.698 | 14.876 | 17.253 | 21.341 | 16.325 |
| Mangualde – Chãs de Tavares | .. | 10.416 | 13.221 | 9.811 | 9.775 | 9.288 | 9.172 | 8.219 | 9.031 | 8.370 | 9.997 | 9.536 | 9.700 | 12.078 | 15.409 | 10.749 |
| Chãs de Tavares – Fornos de Algodres | .. | 9.788 | 12.313 | 9.262 | 9.513 | 9.027 | 8.649 | 7.511 | 8.857 | 7.936 | 9.663 | 9.173 | 9.266 | 11.305 | 14.299 | 10.131 |
| Fornos de Algodres – Celorico da Beira | .. | 9.378 | 11.916 | 8.758 | 8.761 | 8.404 | 8.149 | 7.340 | 8.037 | 7.443 | 9.077 | 8.577 | 8.635 | 10.813 | 13.810 | 9.572 |
| Celorico da Beira – EN17 | .. | 10.471 | 12.461 | 9.512 | 9.404 | 8.338 | 8.365 | 7.318 | 8.648 | 8.008 | 9.727 | 9.132 | 9.217 | 12.066 | 14.444 | 10.365 |
| EN17 – Ratoeira Poente | .. | 9.946 | 12.548 | 9.249 | 9.266 | 8.962 | 8.613 | 7.803 | 8.529 | 8.016 | 9.527 | 9.095 | 9.203 | 11.466 | 14.555 | 10.049 |
| Ratoeira Poente – Ratoeira Nascente | .. | 8.666 | 11.019 | 8.335 | 9.794 | 9.935 | 9.238 | 8.301 | 9.483 | 8.068 | 9.578 | 9.146 | 9.261 | 9.977 | 12.773 | 9.049 |
| Ratoeira Nascente – A25/IP2 | .. | 9.800 | 12.783 | 8.937 | 8.991 | 8.620 | 8.545 | 7.432 | 8.332 | 7.920 | 9.669 | 9.030 | 9.276 | 11.404 | 14.986 | 9.844 |
| A25/IP2 – Guarda (A25) | .. | 9.802 | 12.828 | 8.966 | 9.029 | 8.622 | 8.552 | 7.496 | 8.093 | 7.714 | 9.438 | 8.815 | 9.033 | 11.414 | 15.055 | 9.880 |
| Guarda (A25) – Pinhel | .. | 9.045 | 11.598 | 8.887 | 8.857 | 7.986 | 7.865 | 7.077 | 8.146 | 7.407 | 9.286 | 8.819 | 9.267 | 10.893 | 13.968 | 9.815 |
| Pinhel – Pínzio | .. | 8.261 | 11.418 | 7.039 | 7.036 | 6.417 | 6.311 | 5.777 | 6.151 | 6.023 | 7.664 | 6.717 | 6.859 | 10.290 | 14.111 | 7.795 |
| Pínzio – Alto do Leomil | .. | 8.528 | 11.468 | 7.164 | 6.755 | 7.065 | 6.818 | 6.264 | 7.078 | 5.973 | 7.659 | 6.890 | 7.082 | 10.753 | 14.497 | 7.949 |



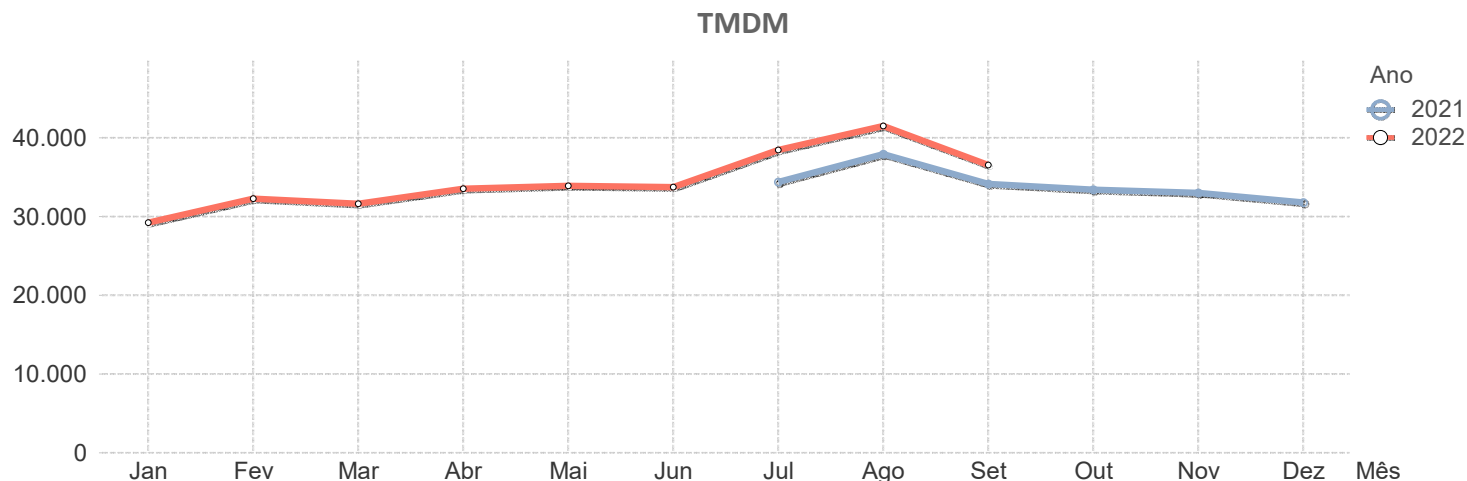
| | | A25 | | | | | | | | | | | | | | |
|------------------------|----|---------------|---------------|---------------|---------------|---------------|---------------|---------------|---------------|---------------|---------------|---------------|---------------|---------------|---------------|---------------|
| | | 2021 | | | | | | 2022 | | | | | | | | |
| Sublanço | .. | Jul | Ago | Set | Out | Nov | Dez | Jan | Fev | Mar | Abr | Mai | Jun | Jul | Ago | Set |
| Alto do Leomil – EN332 | .. | 7.379 | 10.015 | 6.219 | 6.160 | 5.653 | 5.485 | 5.118 | 5.474 | 5.356 | 6.893 | 5.985 | 6.093 | 9.419 | 12.959 | 6.920 |
| Média Ponderada | | 13.357 | 16.802 | 12.619 | 12.361 | 11.952 | 11.494 | 10.264 | 11.412 | 11.423 | 12.747 | 12.065 | 12.223 | 15.336 | 18.827 | 13.457 |



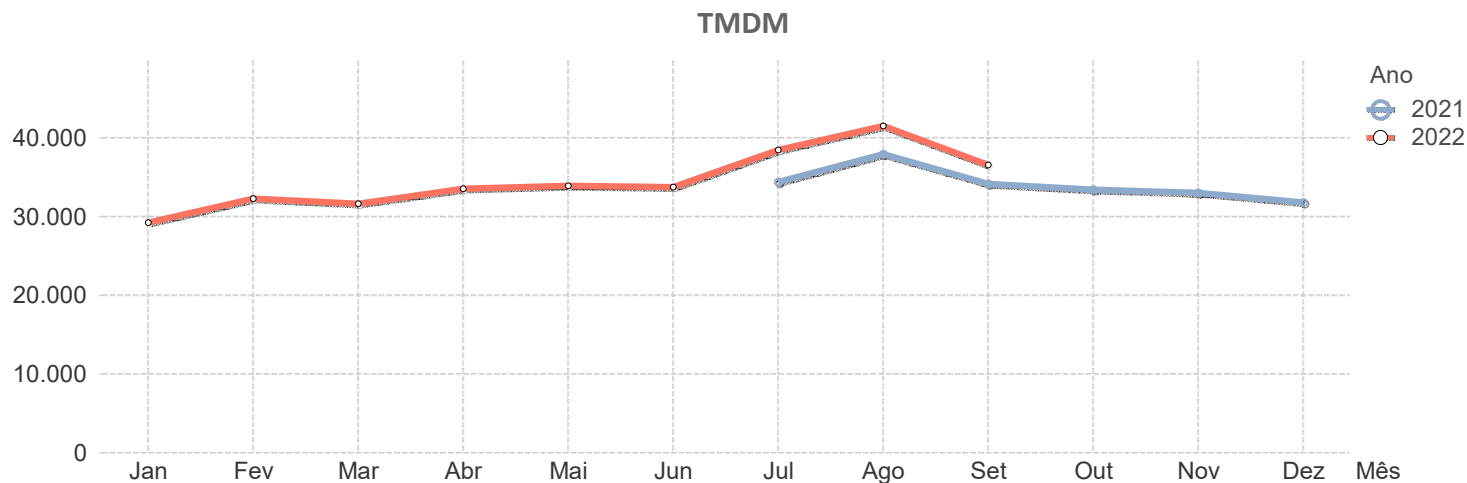
| | | A27 | | | | | | | | | | | | | | |
|--------------------------|----|---------------|---------------|---------------|---------------|---------------|--------------|--------------|---------------|--------------|---------------|---------------|---------------|---------------|---------------|---------------|
| | | 2021 | | | | | | 2022 | | | | | | | | |
| Sublanço | .. | Jul | Ago | Set | Out | Nov | Dez | Jan | Fev | Mar | Abr | Mai | Jun | Jul | Ago | Set |
| Meadela – Nogueira | .. | 13.179 | 16.110 | 12.590 | 12.128 | 12.212 | 11.216 | 10.788 | 12.091 | 11.466 | 11.967 | 12.427 | 12.406 | 13.307 | 17.883 | 13.503 |
| Nogueira – Lanheses | .. | 12.529 | 15.363 | 12.058 | 11.576 | 11.463 | 10.426 | 10.066 | 11.287 | 10.759 | 11.209 | 11.642 | 11.603 | 14.182 | 16.581 | 12.664 |
| Lanheses – Estorãos | .. | 10.770 | 13.564 | 10.234 | 9.832 | 9.647 | 8.811 | 8.457 | 9.526 | 9.016 | 9.607 | 9.913 | 9.838 | 11.486 | 14.652 | 10.803 |
| Estorãos – Arcozelo | .. | 10.478 | 13.275 | 10.023 | 9.625 | 9.434 | 8.589 | 8.253 | 9.331 | 8.834 | 9.391 | 9.683 | 9.598 | 11.163 | 14.328 | 10.563 |
| Arcozelo – Ponte de Lima | .. | 8.182 | 10.842 | 7.801 | 7.530 | 7.364 | 6.678 | 6.381 | 7.217 | 6.845 | 7.362 | 7.500 | 7.442 | 8.684 | 11.612 | 8.196 |
| Média Ponderada | .. | 11.155 | 13.968 | 10.657 | 10.252 | 10.153 | 9.270 | 8.909 | 10.022 | 9.506 | 10.032 | 10.365 | 10.312 | 11.807 | 15.196 | 11.288 |



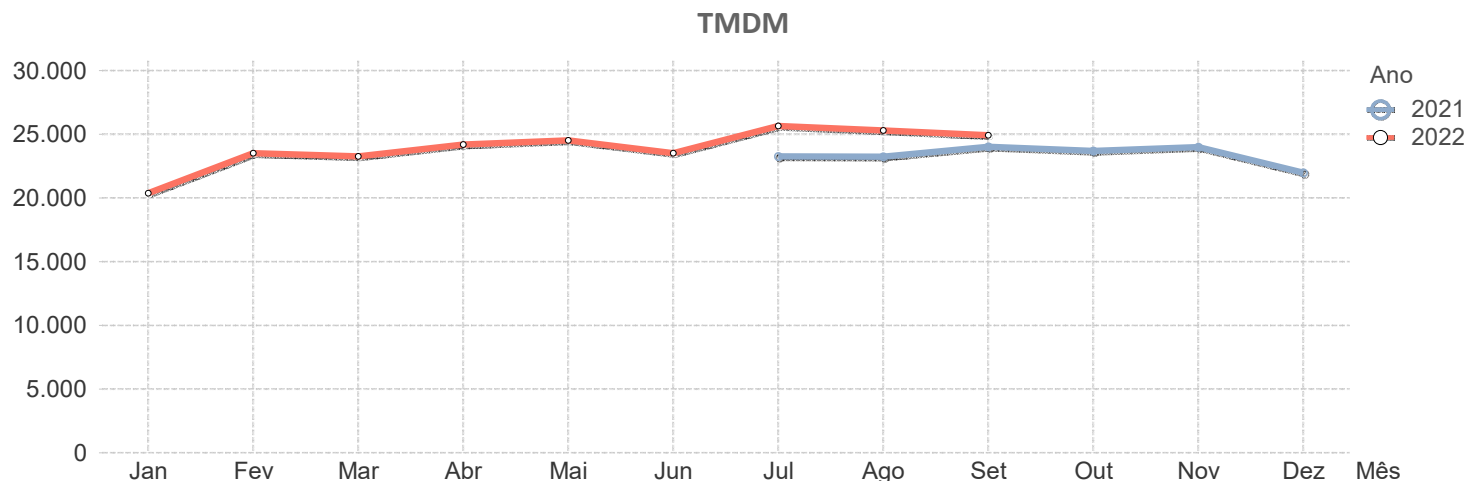
| | | A28 | | | | | | | | | | | | | | |
|---------------------------------|-----------|-------------|------------|------------|------------|------------|------------|-------------|------------|------------|------------|------------|------------|------------|------------|------------|
| | | 2021 | | | | | | 2022 | | | | | | | | |
| Sublanço | .. | Jul | Ago | Set | Out | Nov | Dez | Jan | Fev | Mar | Abr | Mai | Jun | Jul | Ago | Set |
| Arrábida Norte – Bessa Leite | .. | 105.897 | 108.564 | 111.458 | 110.171 | 104.000 | 104.202 | 98.465 | 107.769 | 108.258 | 113.161 | 110.739 | 112.952 | 114.763 | 111.015 | 115.771 |
| Bessa Leite – Boavista | .. | 105.897 | 108.564 | 111.458 | 110.171 | 104.000 | 104.202 | 98.465 | 107.769 | 108.258 | 113.161 | 110.739 | 112.952 | 114.763 | 111.015 | 115.771 |
| Boavista – Francos | .. | 123.573 | 124.360 | 127.923 | 128.790 | 132.020 | 123.247 | 118.981 | 128.534 | 129.219 | 129.890 | 129.146 | 131.912 | 134.026 | 129.677 | 135.211 |
| Francos – EN12 | .. | 123.573 | 124.360 | 127.923 | 128.790 | 132.020 | 123.247 | 118.981 | 128.534 | 129.219 | 129.890 | 129.146 | 131.912 | 134.026 | 129.677 | 135.211 |
| EN12 – Sendim | .. | 104.295 | 105.146 | 108.292 | 110.490 | 106.000 | 104.022 | 80.931 | 88.107 | 88.847 | 89.081 | 88.612 | 90.592 | 92.001 | 88.968 | 92.862 |
| Sendim – Matosinhos | .. | 74.832 | 78.769 | 82.078 | 83.159 | 88.577 | 84.607 | 79.163 | 84.330 | 84.498 | 85.697 | 87.349 | 87.222 | 92.356 | 92.124 | 90.154 |
| Matosinhos – Leça da Palmeira | .. | 74.832 | 78.769 | 82.078 | 83.159 | 88.577 | 84.607 | 79.163 | 84.330 | 84.498 | 85.697 | 87.349 | 87.222 | 92.356 | 92.124 | 90.154 |
| Leça da Palmeira – Exponor | .. | 74.832 | 78.769 | 82.078 | 83.159 | 88.577 | 84.607 | 79.163 | 84.330 | 84.498 | 85.697 | 87.349 | 87.222 | 92.356 | 92.124 | 90.154 |
| Exponor – Freixieiro (TIR) | .. | 69.314 | 71.158 | 70.326 | 68.567 | 69.190 | 66.711 | 60.974 | 61.128 | 61.987 | 67.483 | 69.877 | 65.492 | 70.643 | 72.489 | 70.920 |
| Freixieiro (TIR) – Perafita | .. | 64.783 | 67.018 | 65.449 | 65.759 | 69.391 | 67.821 | 60.545 | 61.287 | 63.214 | 67.362 | 69.414 | 70.173 | 74.269 | 71.262 | 67.504 |
| Perafita – A28/A41 | .. | 60.924 | 64.006 | 61.490 | 60.423 | 60.953 | 59.549 | 53.273 | 59.284 | 55.959 | 38.848 | 61.114 | 60.780 | 66.268 | 66.651 | 62.722 |
| A28/A41 – Angeiras | .. | 65.338 | 64.096 | 54.006 | 52.250 | 52.135 | 50.217 | 50.689 | 59.880 | 59.865 | 63.018 | 65.200 | 64.921 | 71.734 | 73.768 | 67.426 |
| Angeiras – Modivas | .. | 52.897 | 57.538 | 53.773 | 52.405 | 53.167 | 51.270 | 44.758 | 49.511 | 48.899 | 52.417 | 53.011 | 51.516 | 57.463 | 60.533 | 55.425 |
| Modivas – EN104 | .. | 50.804 | 54.940 | 51.623 | 50.288 | 50.561 | 48.543 | 45.415 | 51.391 | 47.207 | 52.608 | 51.889 | 51.075 | 55.836 | 59.909 | 53.392 |
| EN104 – Vila do Conde | .. | 54.450 | 58.663 | 54.173 | 51.868 | 47.805 | 51.356 | 46.117 | 51.673 | 50.973 | 53.846 | 54.602 | 54.320 | 59.326 | 63.468 | 56.314 |
| Vila do Conde – Póvoa do Varzim | .. | 47.812 | 54.865 | 47.870 | 47.101 | 43.772 | 41.284 | 38.374 | 43.013 | 41.717 | 44.717 | 45.156 | 45.656 | 53.195 | 59.232 | 47.999 |
| Póvoa do Varzim – Estela | .. | 27.544 | 32.629 | 26.992 | 25.925 | 25.301 | 23.995 | 21.894 | 24.458 | 23.557 | 26.005 | 26.308 | 25.920 | 30.590 | 35.357 | 28.348 |
| Estela – Apúlia | .. | 28.086 | 33.142 | 27.319 | 26.089 | 25.669 | 24.170 | 22.132 | 24.895 | 23.900 | 26.333 | 26.540 | 26.854 | 31.231 | 36.374 | 28.409 |



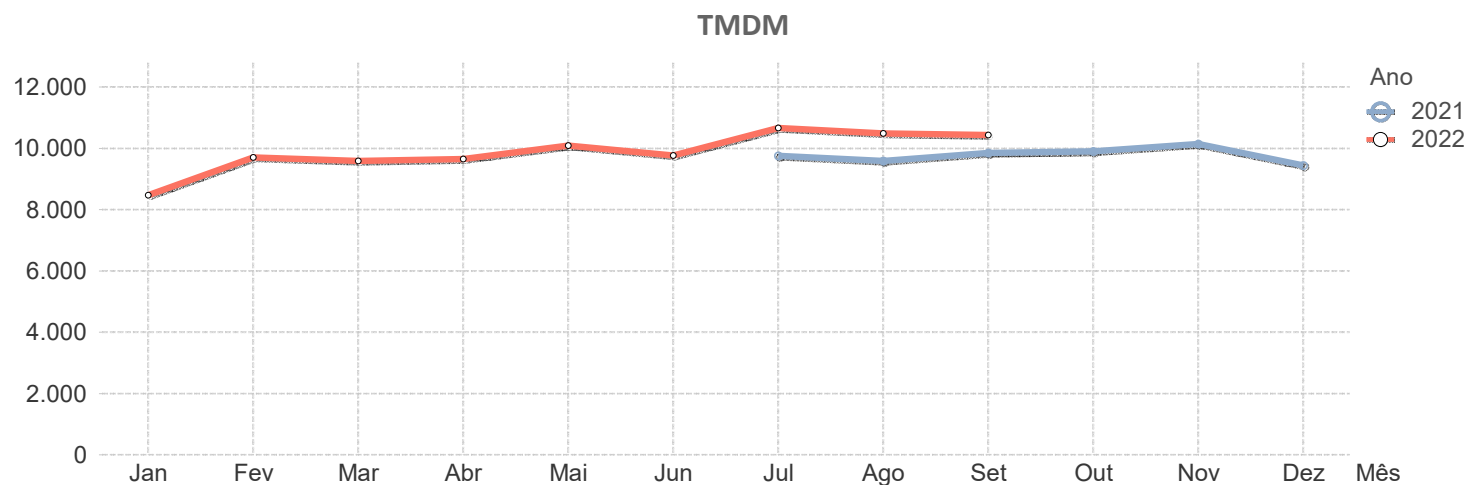
| | | A28 | | | | | | | | | | | | | | |
|-----------------------------------------|-----------|---------------|---------------|---------------|---------------|---------------|---------------|---------------|---------------|---------------|---------------|---------------|---------------|---------------|---------------|---------------|
| | | 2021 | | | | | | 2022 | | | | | | | | |
| Sublanço | .. | Jul | Ago | Set | Out | Nov | Dez | Jan | Fev | Mar | Abr | Mai | Jun | Jul | Ago | Set |
| Apúlia – Esposende | .. | 25.698 | 31.251 | 24.858 | 23.846 | 23.182 | 21.767 | 20.129 | 22.644 | 21.705 | 23.637 | 23.938 | 24.316 | 28.920 | 34.653 | 25.677 |
| Esposende – Antas | .. | 17.034 | 21.413 | 16.550 | 15.735 | 15.308 | 14.261 | 13.068 | 14.654 | 14.081 | 15.732 | 15.741 | 15.918 | 18.699 | 23.060 | 17.429 |
| Antas – Neiva | .. | 17.091 | 21.261 | 16.534 | 15.819 | 15.378 | 14.361 | 13.145 | 14.964 | 14.279 | 15.839 | 15.865 | 15.345 | N/D | N/D | N/D |
| Neiva – Darque | .. | 17.753 | 21.612 | 17.286 | 16.601 | 16.303 | 15.132 | 14.007 | 15.680 | 14.960 | 16.433 | 16.590 | 16.671 | 18.858 | 24.165 | 17.704 |
| Darque – Viana do Castelo | .. | 35.089 | 39.444 | 33.522 | 32.871 | 32.957 | 31.740 | 28.896 | 31.659 | 30.743 | 32.457 | 32.675 | 29.247 | N/D | N/D | N/D |
| Viana do Castelo – Meadela | .. | 19.351 | 23.431 | 18.356 | 17.771 | 17.598 | 16.147 | 15.348 | 17.117 | 16.260 | 17.561 | 17.831 | 12.922 | N/D | N/D | N/D |
| Meadela – Outeiro | .. | 11.529 | 14.361 | 10.596 | 10.042 | 9.630 | 8.958 | 8.541 | 9.581 | 8.983 | 10.022 | 10.050 | 10.614 | 12.457 | 15.470 | 10.630 |
| Outeiro – EN305 | .. | 10.880 | 13.651 | 9.966 | 9.425 | 9.167 | 8.315 | 7.941 | 8.940 | 8.359 | 9.383 | 9.381 | 9.754 | 11.730 | 14.691 | 9.864 |
| EN305 – Riba de Ancora | .. | 9.811 | 12.440 | 8.969 | 8.508 | 8.240 | 7.467 | 7.129 | 8.044 | 7.482 | 8.469 | 8.352 | 8.785 | 10.613 | 13.350 | 8.881 |
| Riba de Ancora – Argela (Dem) | .. | 7.058 | 8.511 | 6.842 | 6.803 | 6.617 | 5.904 | 5.627 | 6.401 | 5.980 | 6.693 | 6.648 | 6.748 | 7.608 | 9.021 | 6.887 |
| Argela (Dem) – Vilar de Mouros | .. | 6.913 | 8.208 | 6.754 | 6.713 | 6.556 | 5.831 | 5.536 | 6.300 | 5.842 | 6.558 | 6.504 | 6.611 | 7.405 | 9.063 | 6.728 |
| Vilar de Mouros – Vilar de Mouros Norte | .. | 5.974 | 7.091 | 5.667 | 6.052 | 5.548 | 5.208 | 4.967 | 6.278 | 5.319 | 5.936 | 5.853 | 5.520 | 5.622 | 6.677 | 6.094 |
| Média Ponderada | | 34.391 | 37.951 | 34.170 | 33.442 | 33.025 | 31.786 | 29.219 | 32.297 | 31.632 | 33.547 | 33.913 | 33.769 | 38.484 | 41.513 | 36.566 |



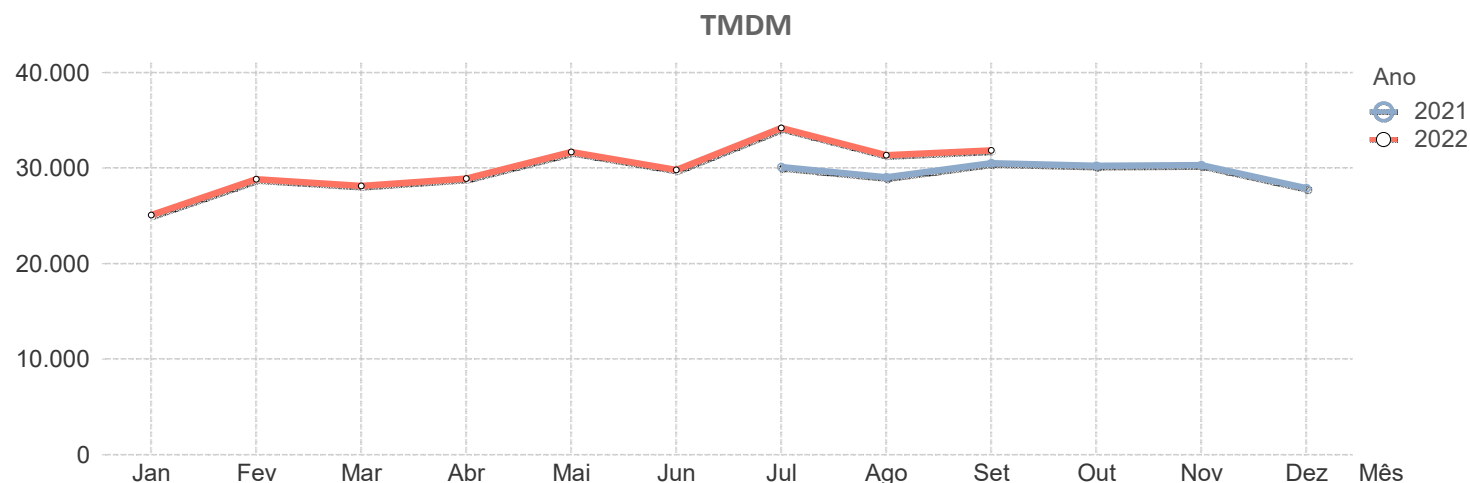
| | | A29 | | | | | | | | | | | | | | |
|----------------------------------|----|---------------|---------------|---------------|---------------|---------------|---------------|---------------|---------------|---------------|---------------|---------------|---------------|---------------|---------------|---------------|
| | | 2021 | | | | | | 2022 | | | | | | | | |
| Sublanço | .. | Jul | Ago | Set | Out | Nov | Dez | Jan | Fev | Mar | Abr | Mai | Jun | Jul | Ago | Set |
| Angeja – Salreu | .. | 13.001 | 15.055 | 13.900 | 13.636 | 13.799 | 12.464 | 11.247 | 13.401 | 12.970 | 14.407 | 13.997 | 13.558 | 14.921 | 16.229 | 14.689 |
| Salreu – Estarreja | .. | 12.286 | 13.580 | 12.826 | 12.715 | 13.156 | 11.947 | 11.058 | 12.634 | 12.431 | 13.356 | 13.091 | 12.754 | 14.106 | 15.020 | 14.033 |
| Estarreja – Ovar | .. | 11.622 | 12.797 | 12.019 | 11.824 | 12.187 | 11.073 | 10.373 | 11.864 | 11.608 | 12.288 | 12.197 | 12.056 | 13.184 | 13.767 | 12.973 |
| Ovar – Arada | .. | 12.412 | 13.555 | 12.926 | 12.752 | 13.171 | 11.546 | 11.246 | 13.576 | 13.272 | 14.646 | 13.631 | 13.227 | 14.507 | 14.804 | 14.053 |
| Arada – Maceda | .. | 14.819 | 16.317 | 15.280 | 14.905 | 15.205 | 13.972 | 13.663 | 15.887 | 15.638 | 16.518 | 16.522 | 15.996 | 17.836 | 18.103 | 16.744 |
| Maceda – Esmoriz | .. | 29.252 | 30.573 | 31.467 | 31.266 | 31.653 | 29.268 | 27.607 | 30.892 | 30.425 | 31.066 | 31.744 | 30.758 | 33.435 | 33.454 | 32.700 |
| Esmoriz – Paramos | .. | 31.337 | 30.811 | 32.987 | 32.222 | 32.200 | 29.480 | 27.094 | 31.019 | 32.243 | 33.218 | 32.866 | 31.987 | 34.609 | 34.784 | 34.086 |
| Paramos – Espinho Nascente | .. | 37.927 | 34.572 | 38.700 | 37.838 | 36.971 | 33.272 | 29.990 | 34.655 | 36.204 | 37.773 | 38.758 | 37.815 | 40.443 | 40.242 | 39.784 |
| Espinho Nascente – Espinho Norte | .. | 41.423 | 38.020 | 42.966 | 42.144 | 40.871 | 37.990 | 35.148 | 40.270 | 38.430 | 39.169 | 42.380 | 39.244 | 44.083 | 41.735 | 42.587 |
| Espinho Norte – Granja | .. | 41.423 | 38.020 | 42.966 | 42.144 | 40.871 | 37.990 | 35.148 | 40.270 | 38.430 | 39.169 | 42.380 | 39.244 | 44.083 | 41.735 | 42.587 |
| Granja – Miramar | .. | 47.776 | 46.104 | 48.849 | 48.440 | 49.666 | 44.732 | 42.055 | 49.543 | 48.704 | 50.207 | 51.538 | 47.232 | 51.663 | 48.217 | 48.599 |
| Miramar – ER1-18 | .. | 45.350 | 44.474 | 46.664 | 46.505 | 46.896 | 44.373 | 40.709 | 46.055 | 45.618 | 46.546 | 47.552 | 46.484 | 49.912 | 47.146 | 48.307 |
| ER1-18 – Canelas (Gaia) | .. | 22.907 | 21.513 | 22.595 | 22.671 | 24.301 | 22.377 | 20.551 | 23.515 | 24.171 | 24.142 | 23.792 | 22.376 | 24.397 | 22.473 | 23.410 |
| Canelas (Gaia) – IC2 | .. | 33.067 | 30.067 | 32.947 | 33.102 | 34.450 | 31.677 | 29.491 | 33.456 | 33.132 | 32.229 | 33.901 | 32.330 | 34.059 | 30.940 | 34.192 |
| IC2 – Hospital | .. | 28.989 | 25.709 | 27.748 | 27.917 | 30.378 | 30.129 | 26.715 | 30.938 | 29.163 | 28.409 | 29.862 | 28.483 | 29.850 | 26.445 | 28.784 |
| Hospital – A20/A29 | .. | 28.989 | 25.709 | 27.748 | 27.917 | 30.378 | 30.129 | 26.715 | 30.938 | 29.163 | 28.409 | 29.862 | 28.483 | 29.850 | 26.445 | 28.784 |
| Média Ponderada | | 23.259 | 23.224 | 24.005 | 23.691 | 23.981 | 21.969 | 20.359 | 23.496 | 23.265 | 24.176 | 24.514 | 23.504 | 25.639 | 25.295 | 24.913 |



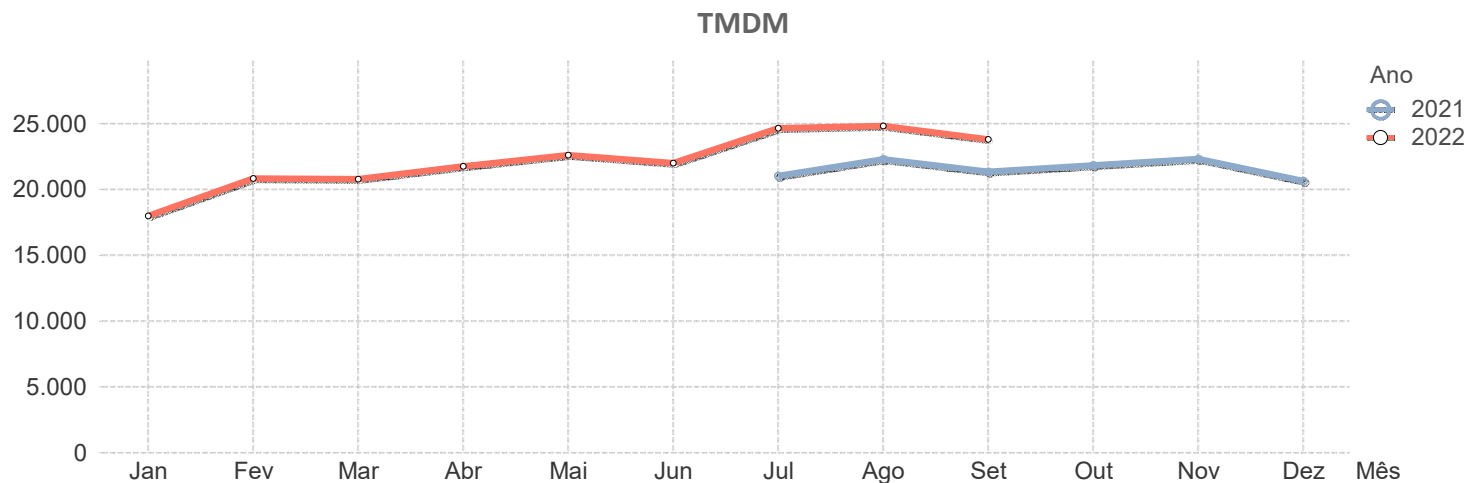
| | | A32 | | | | | | | | | | | | | | |
|------------------------------------|----|--------------|--------------|--------------|--------------|---------------|--------------|--------------|--------------|--------------|--------------|---------------|--------------|---------------|---------------|---------------|
| | | 2021 | | | | | | 2022 | | | | | | | | |
| Sublanço | .. | Jul | Ago | Set | Out | Nov | Dez | Jan | Fev | Mar | Abr | Mai | Jun | Jul | Ago | Set |
| EN224 – EN227 | .. | 2.641 | 2.579 | 2.722 | 2.578 | 2.610 | 2.307 | 2.206 | 2.551 | 2.542 | 2.568 | 2.704 | 2.619 | 2.831 | 2.744 | 2.809 |
| EN227 – Lig. Feira/Mansores | .. | 3.948 | 3.959 | 3.985 | 3.940 | 4.042 | 3.682 | 3.347 | 3.823 | 3.801 | 3.826 | 4.025 | 3.899 | 4.230 | 4.267 | 4.139 |
| Lig. Feira/Mansores – Gião/Louredo | .. | 10.497 | 9.919 | 10.586 | 10.600 | 10.925 | 10.171 | 9.204 | 10.546 | 10.401 | 10.285 | 10.838 | 10.447 | 11.286 | 10.964 | 11.053 |
| Gião/Louredo – Canedo | .. | 11.381 | 11.110 | 11.458 | 11.460 | 11.715 | 10.912 | 9.831 | 11.242 | 11.063 | 11.104 | 11.665 | 11.251 | 12.296 | 12.168 | 12.057 |
| Canedo – A32/A41 | .. | 15.574 | 15.865 | 15.493 | 15.473 | 15.712 | 14.850 | 13.351 | 15.171 | 14.933 | 15.144 | 15.766 | 15.347 | 17.036 | 17.141 | 16.307 |
| A32/A41 – Olival | .. | 11.971 | 11.887 | 12.117 | 12.351 | 12.619 | 11.817 | 10.453 | 11.995 | 11.818 | 12.060 | 12.534 | 12.189 | 13.360 | 13.126 | 13.141 |
| Olival – A20/A32 | .. | 14.562 | 14.215 | 14.809 | 15.077 | 15.482 | 14.431 | 12.802 | 14.732 | 14.589 | 14.752 | 15.301 | 14.787 | 16.131 | 15.568 | 15.935 |
| Média Ponderada | .. | 9.757 | 9.586 | 9.848 | 9.903 | 10.141 | 9.446 | 8.472 | 9.704 | 9.584 | 9.656 | 10.086 | 9.763 | 10.663 | 10.482 | 10.440 |



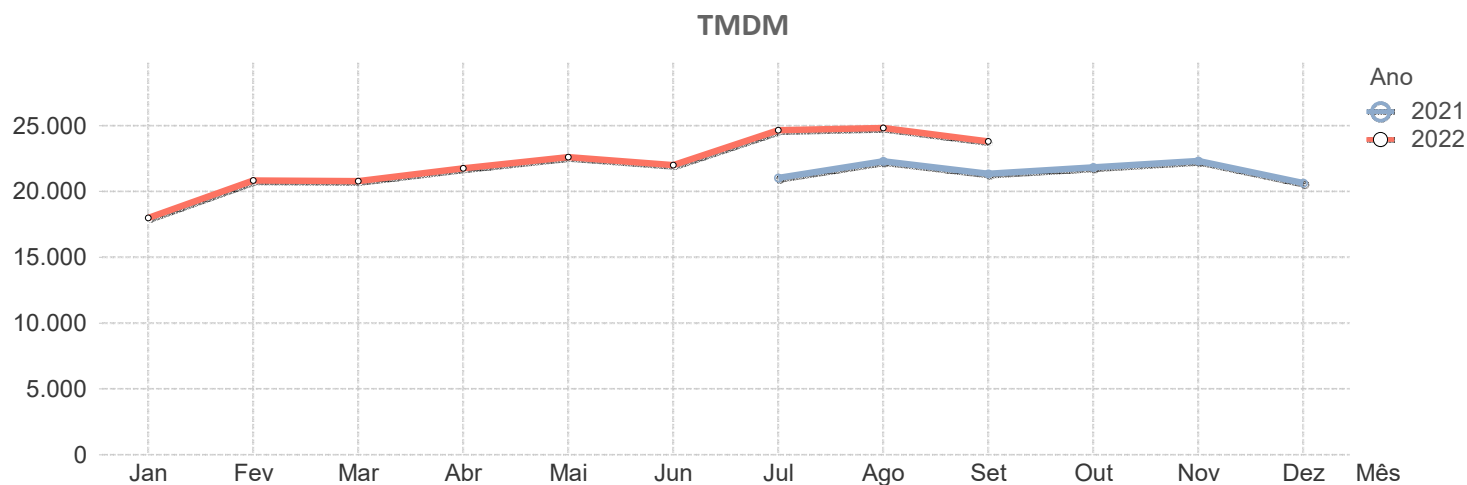
| | | A33 | | | | | | | | | | | | | | |
|---------------------------------------------|----|---------------|---------------|---------------|---------------|---------------|---------------|---------------|---------------|---------------|---------------|---------------|---------------|---------------|---------------|---------------|
| | | 2021 | | | | | | 2022 | | | | | | | | |
| Sublanço | .. | Jul | Ago | Set | Out | Nov | Dez | Jan | Fev | Mar | Abr | Mai | Jun | Jul | Ago | Set |
| Casas Velhas – Lazarim | .. | 42.366 | 40.726 | 43.435 | 43.473 | 42.159 | 39.392 | 37.344 | 42.627 | 42.204 | 42.350 | 46.736 | 44.271 | 49.752 | 44.535 | 45.848 |
| Lazarim – Botequim | .. | 42.324 | 40.685 | 43.392 | 43.430 | 42.117 | 39.353 | 37.307 | 42.584 | 42.162 | 42.308 | 46.689 | 44.227 | 49.702 | 44.491 | 45.802 |
| Botequim – Palhais | .. | 35.601 | 33.815 | 36.054 | 35.626 | 34.416 | 31.707 | 29.659 | 34.058 | 33.577 | 33.804 | 37.555 | 35.478 | 40.480 | 36.264 | 36.726 |
| Palhais – Queimada | .. | 17.365 | 16.394 | 17.428 | 17.980 | 18.198 | 16.058 | 13.935 | 16.333 | 15.944 | 16.006 | 18.252 | 16.928 | 19.622 | 17.236 | 17.709 |
| Queimada – Belverde | .. | 17.351 | 16.040 | 17.522 | 17.962 | 17.682 | 16.069 | 14.439 | 16.965 | 16.744 | 16.770 | 19.222 | 17.821 | 21.092 | 18.501 | 18.885 |
| Belverde – Laranjeiras (A33/EN378) | .. | 18.091 | 17.227 | 17.130 | 17.118 | 16.640 | 14.992 | 13.519 | 16.042 | 15.613 | 16.077 | 18.452 | 17.085 | 21.320 | 18.587 | 18.292 |
| Laranjeiras (A33/EN378) – Coina (A33/EN...) | .. | 17.286 | 16.202 | 16.436 | 16.338 | 16.243 | 14.627 | 13.250 | 15.482 | 15.048 | 15.448 | 17.441 | 15.982 | 19.548 | 17.237 | 17.043 |
| Coina (A33/EN10) – Penalva (A33/IC21) | .. | 18.127 | 17.636 | 17.539 | 17.189 | 17.242 | 14.939 | 13.745 | 16.092 | 15.600 | 16.156 | 18.409 | 16.990 | 21.355 | 19.338 | 18.707 |
| Penalva (A33/IC21) – Moita | .. | 39.588 | 38.459 | 40.457 | 39.901 | 40.713 | 37.602 | 33.490 | 38.292 | 37.190 | 38.350 | 41.503 | 38.967 | 44.289 | 40.999 | 42.218 |
| Moita – Sarilhos Grandes | .. | 43.085 | 42.049 | 44.499 | 43.821 | 44.449 | 41.566 | 36.683 | 41.732 | 40.625 | 42.193 | 45.160 | 42.991 | 48.347 | 45.387 | 46.386 |
| Sarilhos Grandes – Montijo Sul | .. | 42.791 | 42.085 | 44.302 | 43.324 | 43.862 | 40.908 | 36.145 | 41.132 | 40.002 | 41.785 | 44.775 | 42.612 | 46.808 | 44.701 | 45.526 |
| Montijo Sul – Montijo (A12/A33) | .. | 42.791 | 42.085 | 44.302 | 43.324 | 43.862 | 40.908 | 36.145 | 41.132 | 40.002 | 41.785 | 44.775 | 42.612 | 46.808 | 44.701 | 45.526 |
| Média Ponderada | | 30.118 | 29.059 | 30.511 | 30.234 | 30.317 | 27.913 | 25.091 | 28.827 | 28.133 | 28.910 | 31.697 | 29.804 | 34.196 | 31.341 | 31.858 |



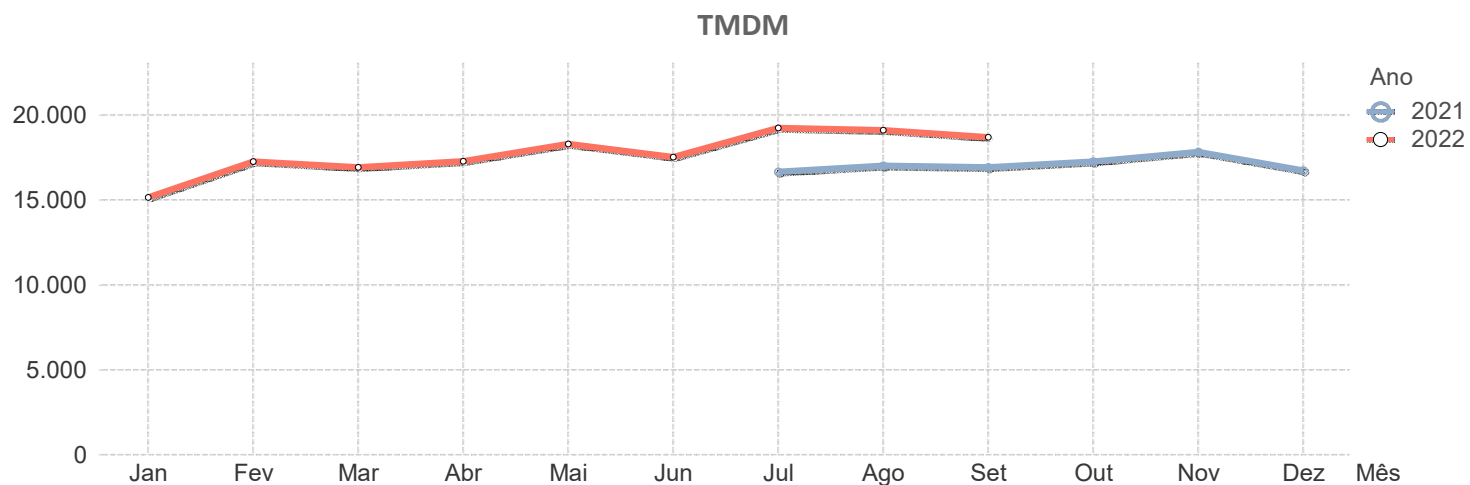
| | | A41 | | | | | | | | | | | | | | |
|---------------------------|-----------|-------------|------------|------------|------------|------------|------------|-------------|------------|------------|------------|------------|------------|------------|------------|------------|
| | | 2021 | | | | | | 2022 | | | | | | | | |
| Sublanço | .. | Jul | Ago | Set | Out | Nov | Dez | Jan | Fev | Mar | Abr | Mai | Jun | Jul | Ago | Set |
| Freixeiro – Aeroporto | | 33.615 | 33.501 | 31.163 | 31.457 | 32.172 | 31.097 | 26.042 | 29.041 | 29.081 | 31.519 | 33.345 | 32.254 | 38.317 | 37.175 | 34.274 |
| Aeroporto – Lipor | | 31.701 | 31.797 | 30.542 | 30.969 | 31.291 | 28.821 | 26.033 | 30.648 | 29.431 | 31.047 | 31.900 | 30.940 | 37.027 | 35.314 | 33.773 |
| Lipor – EN13 | | 29.152 | 30.712 | 29.650 | 29.652 | 30.067 | 29.287 | 24.885 | 28.128 | 28.589 | 30.279 | 31.471 | 31.189 | 34.877 | 34.147 | 32.982 |
| EN13 – EN14 | | 32.596 | 33.990 | 33.313 | 33.366 | 33.859 | 32.665 | 27.991 | 31.778 | 32.626 | 34.184 | 35.596 | 35.128 | 38.484 | 37.137 | 36.297 |
| EN14 – EN107 | | 33.463 | 34.364 | 34.601 | 35.090 | 35.866 | 33.959 | 29.473 | 33.815 | 34.432 | 35.755 | 37.230 | 36.279 | 39.672 | 38.441 | 39.035 |
| EN107 – Maia | | 40.669 | 40.046 | 41.863 | 42.048 | 43.603 | 41.583 | 37.841 | 43.380 | 43.244 | 47.295 | 49.364 | 46.972 | 47.071 | 44.589 | 46.584 |
| Maia – Alfena | | 42.875 | 41.527 | 43.870 | 43.745 | 45.754 | 42.664 | 38.933 | 44.310 | 44.275 | 45.077 | 46.651 | 44.808 | 48.434 | 46.051 | 48.169 |
| Alfena – Santo Tirso | | 25.394 | 25.034 | 26.422 | 27.295 | 28.327 | 26.341 | 23.462 | 27.033 | 26.954 | 27.753 | 29.055 | 28.006 | 30.523 | 29.253 | 30.494 |
| Santo Tirso – Ermida | | 27.027 | 27.296 | 29.091 | 32.858 | 35.321 | 28.308 | 25.268 | 29.874 | 29.634 | 30.530 | 31.947 | 30.999 | 32.457 | 31.888 | 33.463 |
| Ermida – A41/A42 | | 23.985 | 23.464 | 24.917 | 25.642 | 26.662 | 24.651 | 22.026 | 25.381 | 25.211 | 25.981 | 27.114 | 26.364 | 28.785 | 27.410 | 28.585 |
| A41/A42 – Gandra | | 11.988 | 11.772 | 12.439 | 13.229 | 13.795 | 12.429 | 10.662 | 12.740 | 12.769 | 13.044 | 13.586 | 13.113 | 14.973 | 14.311 | 15.152 |
| Gandra – A4/A41 | | 9.630 | 9.660 | 9.922 | 10.670 | 11.075 | 9.960 | 8.299 | 9.985 | 10.016 | 10.308 | 10.637 | 10.226 | 11.852 | 11.551 | 11.952 |
| A4/A41 – ZIC | | 14.593 | 16.508 | 14.905 | 15.442 | 15.582 | 14.229 | 11.745 | 14.051 | 14.000 | 14.557 | 15.096 | 14.755 | 17.271 | 18.570 | 16.836 |
| ZIC – Aguiar de Sousa | | 14.721 | 16.763 | 15.011 | 15.550 | 15.703 | 14.275 | 11.731 | 14.013 | 14.062 | 14.608 | 15.125 | 14.837 | 17.414 | 18.855 | 17.042 |
| Aguiar de Sousa – A41/A43 | | 14.717 | 16.820 | 14.998 | 15.500 | 15.623 | 14.209 | 11.645 | 13.946 | 14.019 | 14.523 | 15.053 | 14.751 | 17.334 | 18.792 | 16.866 |
| A41/A43 – Medas | | 15.606 | 17.943 | 15.752 | 16.086 | 16.149 | 14.853 | 12.354 | 14.453 | 14.442 | 15.067 | 15.600 | 15.311 | 17.882 | 19.481 | 17.157 |
| Medas – A32/A41 | | 14.348 | 16.883 | 14.463 | 14.789 | 14.851 | 13.495 | 11.165 | 13.180 | 13.215 | 13.810 | 14.253 | 14.055 | 16.582 | 18.473 | 15.877 |
| A32/A41 – Sandim | | 11.636 | 14.739 | 11.528 | 11.526 | 11.321 | 10.569 | 8.809 | 10.270 | 10.152 | 10.902 | 11.110 | 11.043 | 13.322 | 15.681 | 12.365 |



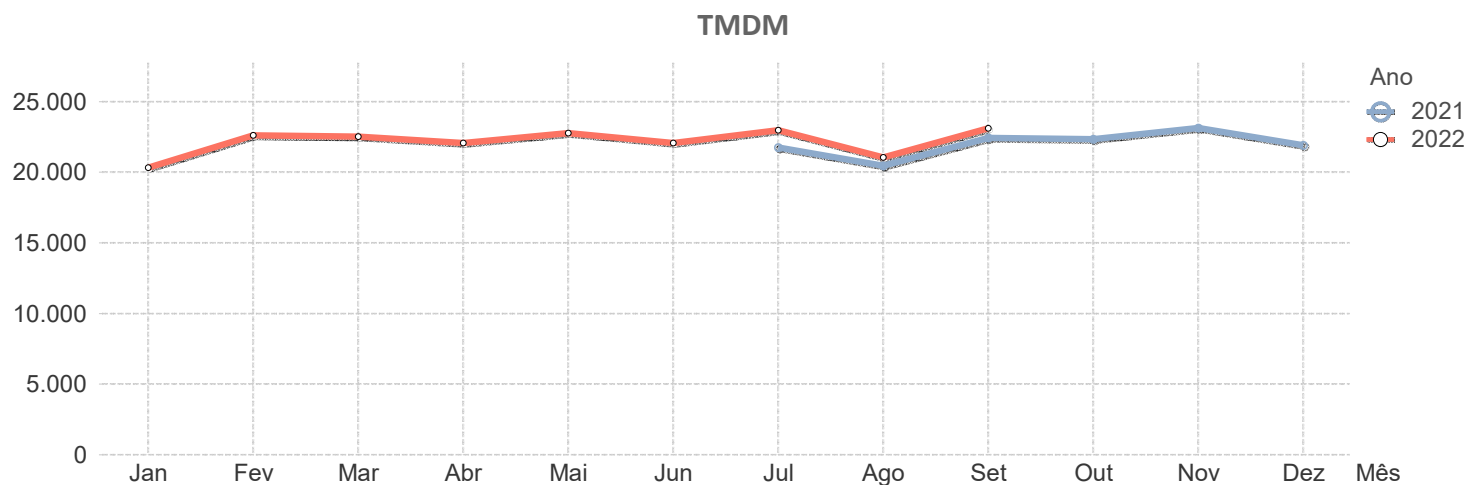
| | | A41 | | | | | | | | | | | | | | |
|-----------------------------|----|---------------|---------------|---------------|---------------|---------------|---------------|---------------|---------------|---------------|---------------|---------------|---------------|---------------|---------------|---------------|
| | | 2021 | | | | | | 2022 | | | | | | | | |
| Sublanço | .. | Jul | Ago | Set | Out | Nov | Dez | Jan | Fev | Mar | Abr | Mai | Jun | Jul | Ago | Set |
| Sandim – Argoncilhe | .. | 11.735 | 14.931 | 11.632 | 11.571 | 11.364 | 10.629 | 8.879 | 10.342 | 10.222 | 10.987 | 11.199 | 11.142 | 13.466 | 15.860 | 12.414 |
| Argoncilhe – Nogueira | .. | 21.035 | 23.101 | 21.056 | 20.967 | 20.933 | 19.385 | 18.290 | 20.837 | 20.260 | 20.976 | 21.627 | 21.265 | 24.424 | 24.202 | 22.212 |
| Nogueira – Espinho (A1/A41) | .. | 20.895 | 22.946 | 20.916 | 20.827 | 20.793 | 19.256 | 18.168 | 20.698 | 20.125 | 20.835 | 21.482 | 21.122 | 24.261 | 24.040 | 22.063 |
| Espinho (A1/A41) – Guetim | .. | 21.073 | 23.142 | 21.094 | 21.005 | 20.970 | 19.420 | 18.323 | 20.874 | 20.296 | 21.013 | 21.665 | 21.302 | 24.468 | 24.245 | 22.251 |
| Guetim – Espinho | .. | 21.648 | 23.773 | 21.669 | 21.578 | 21.542 | 19.950 | 18.822 | 21.444 | 20.850 | 21.586 | 22.256 | 21.883 | 25.135 | 24.906 | 22.858 |
| Média Ponderada | .. | 21.034 | 22.290 | 21.355 | 21.830 | 22.319 | 20.643 | 17.988 | 20.827 | 20.787 | 21.762 | 22.607 | 21.998 | 24.659 | 24.821 | 23.803 |



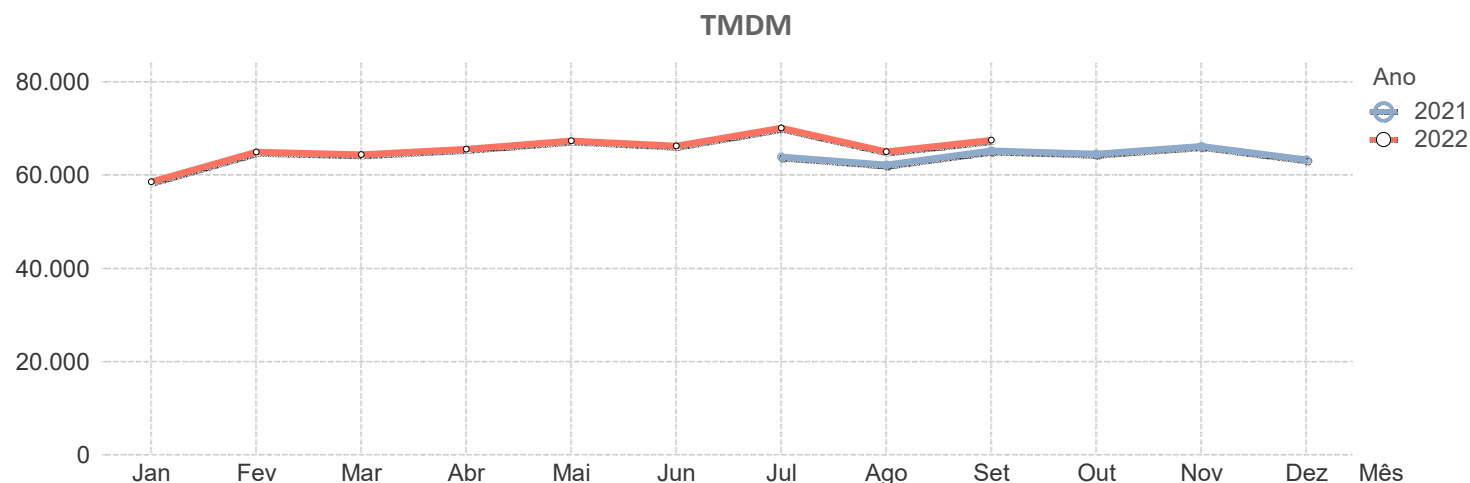
| | | A42 | | | | | | | | | | | | | | |
|----------------------------------------------|----|---------------|---------------|---------------|---------------|---------------|---------------|---------------|---------------|---------------|---------------|---------------|---------------|---------------|---------------|---------------|
| | | 2021 | | | | | | 2022 | | | | | | | | |
| Sublanço | .. | Jul | Ago | Set | Out | Nov | Dez | Jan | Fev | Mar | Abr | Mai | Jun | Jul | Ago | Set |
| A41/A42 – Seroa | .. | 21.686 | 22.183 | 22.342 | 22.587 | 23.232 | 21.857 | 19.873 | 22.625 | 22.334 | 22.854 | 24.126 | 23.347 | 25.434 | 25.044 | 24.711 |
| Seroa – Paços de Ferreira Oeste | .. | 23.662 | 23.605 | 24.148 | 24.542 | 25.002 | 23.659 | 21.711 | 24.129 | 24.221 | 24.105 | 25.848 | 24.722 | 26.810 | 26.187 | 26.499 |
| Paços de Ferreira Oeste – Paços de Ferrei... | .. | 18.108 | 18.187 | 18.072 | 18.751 | 19.574 | 18.184 | 16.571 | 19.096 | 18.132 | 18.511 | 19.855 | 18.911 | 20.818 | 20.328 | 20.030 |
| Paços de Ferreira Este – EN106 (Sul) | .. | 14.144 | 14.650 | 14.422 | 14.746 | 15.497 | 14.328 | 12.914 | 14.584 | 14.414 | 14.685 | 15.685 | 14.952 | 16.509 | 16.503 | 16.148 |
| EN106 (Sul) – EN106 (Norte) | .. | 17.656 | 18.173 | 17.960 | 18.322 | 19.490 | 18.309 | 16.344 | 19.254 | 18.405 | 19.269 | 20.037 | 18.921 | 20.469 | 20.535 | 19.930 |
| EN106 (Norte) – Lousada | .. | 10.030 | 10.560 | 10.077 | 10.252 | 10.450 | 9.903 | 8.795 | 10.097 | 9.964 | 10.324 | 10.721 | 10.278 | 11.555 | 11.974 | 11.085 |
| Média Ponderada | .. | 16.668 | 17.020 | 16.922 | 17.266 | 17.832 | 16.742 | 15.163 | 17.270 | 16.938 | 17.282 | 18.311 | 17.534 | 19.247 | 19.121 | 18.705 |



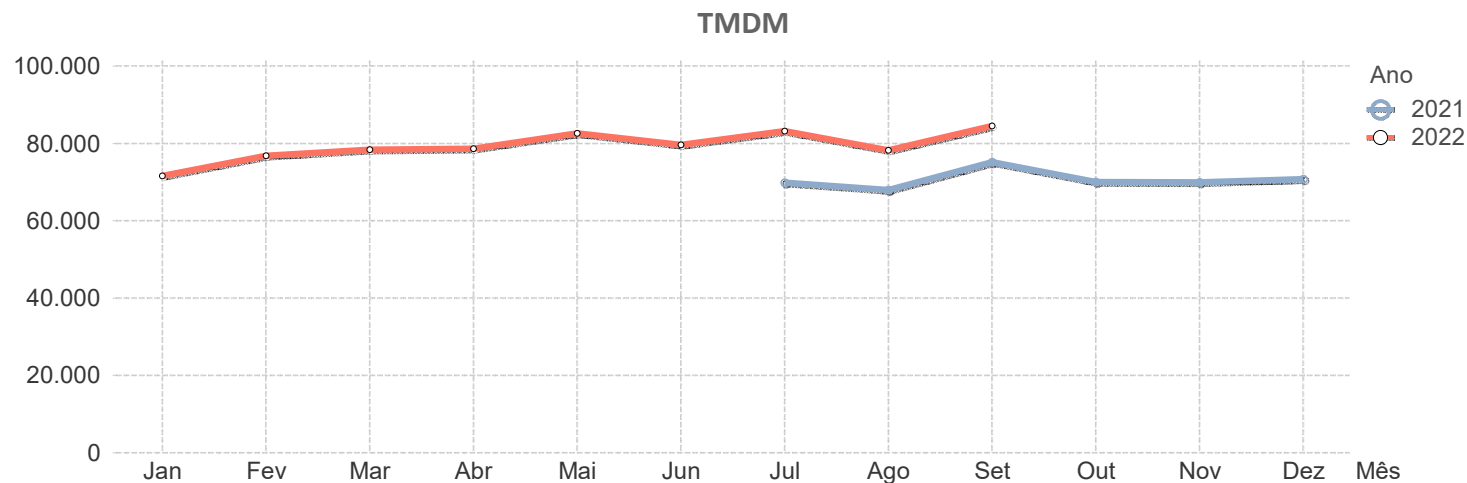
| | | A43 | | | | | | | | | | | | | | |
|--------------------------------|----|---------------|---------------|---------------|---------------|---------------|---------------|---------------|---------------|---------------|---------------|---------------|---------------|---------------|---------------|---------------|
| | | 2021 | | | | | | 2022 | | | | | | | | |
| Sublanço | .. | Jul | Ago | Set | Out | Nov | Dez | Jan | Fev | Mar | Abr | Mai | Jun | Jul | Ago | Set |
| Freixo Norte – Falcão | .. | 43.777 | 41.754 | 45.163 | 44.468 | 45.890 | 43.199 | 39.869 | 44.493 | 44.663 | 44.686 | 46.069 | 46.185 | 48.002 | 46.104 | 48.716 |
| Falcão – Areias | .. | 46.011 | 41.628 | 46.152 | 47.418 | 47.798 | 45.778 | 41.290 | 45.968 | 46.301 | 46.412 | 47.955 | 46.094 | 47.908 | 42.493 | 46.594 |
| Areias – Carregais | .. | 44.705 | 42.273 | 46.516 | 46.247 | 48.103 | 45.636 | 41.786 | 46.184 | 46.255 | 46.498 | 48.016 | 46.118 | 47.746 | 43.584 | 47.972 |
| Carregais – Gondomar Oeste | .. | 35.658 | 33.454 | 36.468 | 36.154 | 37.381 | 35.485 | 32.606 | 35.911 | 35.928 | 36.068 | 36.865 | 35.858 | 36.566 | 33.212 | 36.996 |
| Gondomar Oeste – Gondomar Este | .. | 28.339 | 26.667 | 29.606 | 28.550 | 29.849 | 28.574 | 28.876 | 32.319 | 32.101 | 27.987 | 28.800 | 27.816 | 28.464 | 26.047 | 29.023 |
| Gondomar Este – Gens | .. | 8.697 | 8.289 | 9.034 | 9.170 | 9.550 | 8.865 | 8.151 | 8.970 | 8.741 | 8.773 | 9.158 | 8.831 | 9.472 | 8.748 | 9.532 |
| Gens – A41/A43 | .. | 5.305 | 5.071 | 5.474 | 5.681 | 5.902 | 5.480 | 4.611 | 5.332 | 5.267 | 5.399 | 5.618 | 5.463 | 6.064 | 5.529 | 6.133 |
| Média Ponderada | .. | 21.747 | 20.456 | 22.431 | 22.349 | 23.128 | 21.899 | 20.332 | 22.603 | 22.531 | 22.057 | 22.759 | 22.077 | 22.967 | 21.050 | 23.109 |



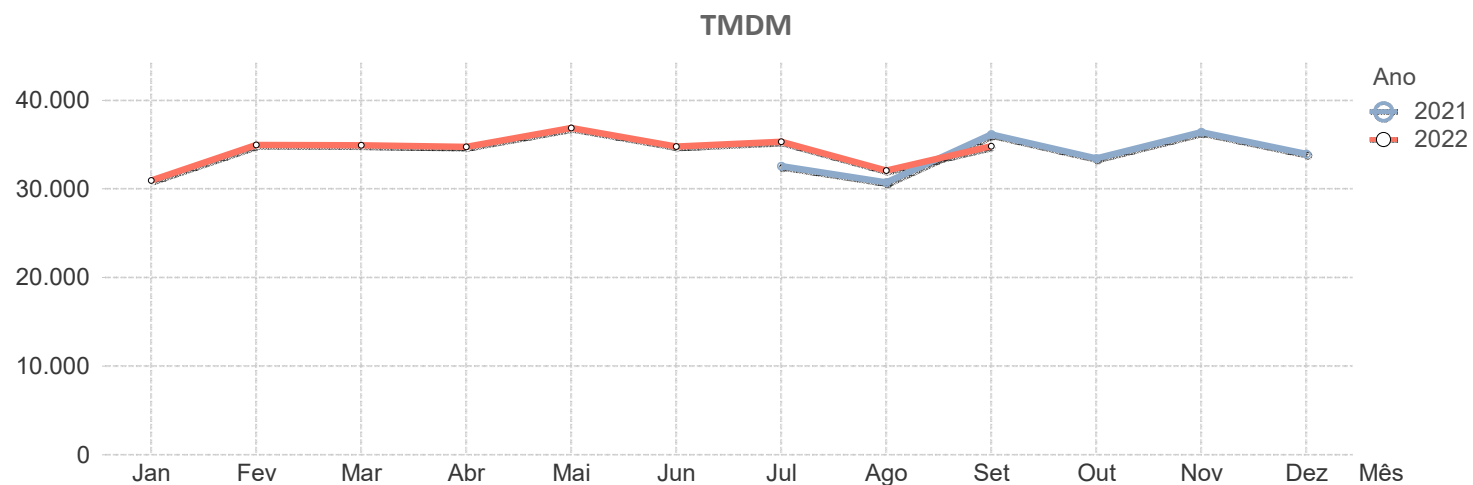
| A44 | | | | | | | | | | | | | | | | |
|----------------------------|---------------|---------------|---------------|---------------|---------------|---------------|---------------|---------------|---------------|---------------|---------------|---------------|---------------|---------------|---------------|--|
| Sublanço | 2021 | | | | | | 2022 | | | | | | | | | |
| | Jul | Ago | Set | Out | Nov | Dez | Jan | Fev | Mar | Abr | Mai | Jun | Jul | Ago | Set | |
| ER1-18 – EN109 | 45.519 | 44.658 | 46.169 | 46.440 | 46.839 | 42.876 | 39.987 | 46.504 | 45.980 | 50.266 | 49.942 | 47.992 | 49.554 | 46.647 | 47.454 | |
| EN109 – Valadares Norte | 61.319 | 60.902 | 61.837 | 61.001 | 61.536 | 59.321 | 56.001 | 60.237 | 59.502 | 61.038 | 62.434 | 62.265 | 66.030 | 62.695 | 63.125 | |
| Valadares Norte – Madalena | 73.243 | 72.211 | 74.674 | 72.561 | 73.490 | 70.030 | 65.429 | 72.147 | 71.342 | 72.796 | 74.804 | 74.340 | 78.110 | 73.817 | 75.359 | |
| Madalena – Coimbrões | 85.998 | 84.037 | 87.316 | 85.450 | 85.909 | 82.285 | 78.383 | 85.630 | 84.434 | 85.629 | 87.611 | 86.044 | 90.833 | 85.325 | 87.116 | |
| Coimbrões – Continente | 64.936 | 62.083 | 67.426 | 67.303 | 72.173 | 69.670 | 63.108 | 70.731 | 70.319 | 69.905 | 72.843 | 70.993 | 75.276 | 67.171 | 73.168 | |
| Continente – Barosa | 64.936 | 62.083 | 67.426 | 67.303 | 72.173 | 69.670 | 63.108 | 70.731 | 70.319 | 69.905 | 72.843 | 70.993 | 75.276 | 67.171 | 73.168 | |
| Barosa – Av. da República | N/D | N/D | N/D | N/D | N/D | N/D | N/D | N/D | N/D | N/D | N/D | N/D | N/D | N/D | N/D | |
| Av. da República – Gervide | N/D | N/D | N/D | N/D | N/D | N/D | N/D | N/D | N/D | N/D | N/D | N/D | N/D | N/D | N/D | |
| Gervide – Freixo Sul | 57.302 | 53.965 | 58.809 | 59.139 | 61.568 | 59.216 | 52.737 | 59.537 | 59.582 | 59.519 | 61.818 | 60.476 | 64.935 | 58.575 | 62.732 | |
| Média Ponderada | 63.957 | 62.228 | 65.257 | 64.558 | 66.208 | 63.327 | 58.599 | 64.949 | 64.390 | 65.573 | 67.365 | 66.277 | 70.107 | 65.051 | 67.513 | |



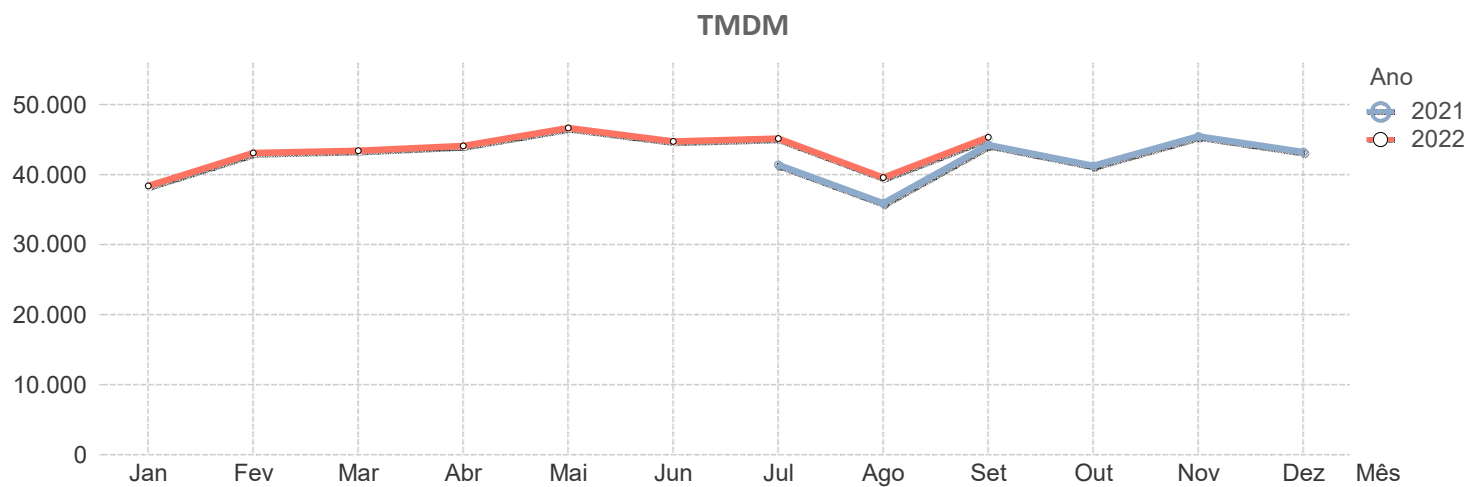
| IP7 | | | | | | | | | | | | | | | | |
|------------------------------------|---------------|---------------|---------------|---------------|---------------|---------------|---------------|---------------|---------------|---------------|---------------|---------------|---------------|---------------|---------------|--|
| Sublanço | 2021 | | | | | | 2022 | | | | | | | | | |
| | Jul | Ago | Set | Out | Nov | Dez | Jan | Fev | Mar | Abr | Mai | Jun | Jul | Ago | Set | |
| CRIL/Eixo NS – Camarate | 46.619 | 44.333 | 49.387 | 47.917 | 50.518 | 48.386 | 45.102 | 51.526 | 51.824 | 51.250 | 54.722 | 51.855 | 61.470 | 56.756 | 61.938 | |
| Camarate – Alto Lumiar | 51.433 | 48.936 | 51.794 | 50.686 | 52.451 | 50.669 | 51.359 | 53.040 | 52.997 | 54.187 | 56.630 | 54.242 | 62.680 | 58.575 | 65.268 | |
| Alto Lumiar – Ameixoeira | 51.496 | 46.705 | 54.879 | 53.457 | 54.301 | 54.599 | 52.885 | 54.568 | 54.647 | 56.120 | 58.232 | 55.836 | 63.566 | 58.207 | 65.432 | |
| Ameixoeira – Av. Padre Cruz | 54.468 | 50.759 | 59.116 | 53.670 | 55.602 | 56.273 | 57.484 | 67.556 | 67.786 | 67.377 | 72.778 | 68.976 | 71.496 | 63.569 | 73.730 | |
| Av. Padre Cruz – Telheiras | 70.846 | 66.183 | 77.437 | 75.417 | 79.474 | 75.475 | 70.322 | 80.482 | 81.060 | 81.370 | 86.015 | 82.928 | 85.783 | 78.792 | 85.403 | |
| Telheiras – 2ª Circular/Eixo NS | 96.834 | 92.865 | 107.138 | 96.881 | 94.224 | 103.334 | 104.571 | 108.550 | 110.210 | 110.306 | 116.620 | 110.826 | 113.675 | 103.111 | 113.439 | |
| 2ª Circular/Eixo NS – Av. Lusíada | 93.228 | 90.826 | 104.291 | 95.015 | 97.191 | 98.118 | 108.209 | 110.677 | 112.320 | 113.573 | 119.441 | 114.176 | 114.547 | 108.739 | 116.004 | |
| Av. Lusíada – Entrecampos | 93.727 | 91.811 | 104.634 | 98.054 | 94.874 | 98.127 | 97.848 | 102.612 | 105.620 | 106.675 | 112.435 | 108.236 | 111.620 | 103.091 | 111.125 | |
| Entrecampos – Radial de Benfica | 99.970 | 99.669 | 107.885 | 98.714 | 92.979 | 96.845 | 98.538 | 105.733 | 112.079 | 113.567 | 119.076 | 113.739 | 114.949 | 109.141 | 120.662 | |
| Radial de Benfica – Av. Ceuta | 62.006 | 64.866 | 63.295 | 57.445 | 52.700 | 55.061 | 60.420 | 63.777 | 65.878 | 62.152 | 64.623 | 64.942 | 66.599 | 66.654 | 65.209 | |
| Av. Ceuta – Viaduto Duarte Pacheco | 68.810 | 72.483 | 71.088 | 64.687 | 64.626 | 64.323 | 64.670 | 69.010 | 71.200 | 72.199 | 74.172 | 73.972 | 73.259 | 76.990 | 75.494 | |
| Média Ponderada | 69.919 | 68.000 | 75.146 | 70.088 | 70.007 | 70.759 | 71.587 | 76.868 | 78.405 | 78.632 | 82.675 | 79.661 | 83.197 | 78.260 | 84.526 | |



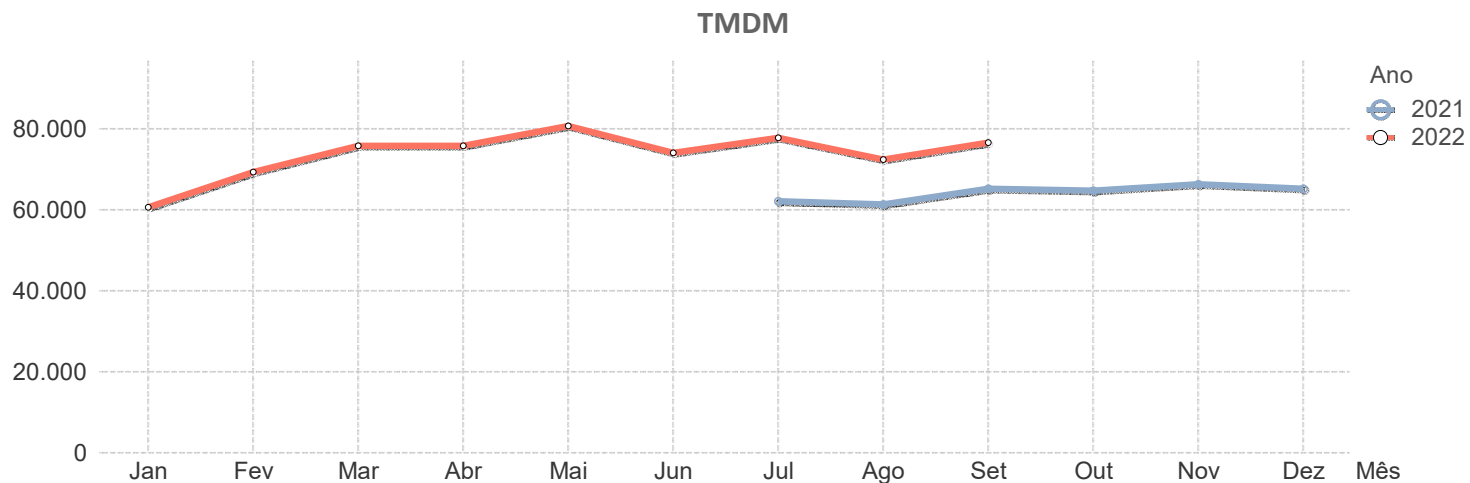
| | | IC2 | | | | | | | | | | | | | | |
|-------------------------------------------|----|---------------|---------------|---------------|---------------|---------------|---------------|---------------|---------------|---------------|---------------|---------------|---------------|---------------|---------------|---------------|
| | | 2021 | | | | | | 2022 | | | | | | | | |
| Sublanço | .. | Jul | Ago | Set | Out | Nov | Dez | Jan | Fev | Mar | Abr | Mai | Jun | Jul | Ago | Set |
| Praça José Queirós – Portela | .. | 43.169 | 43.831 | 47.410 | 44.058 | 47.628 | 44.566 | 40.710 | 42.861 | 42.453 | 44.974 | 47.456 | 45.253 | 48.466 | 45.827 | 47.363 |
| Portela – Bobadela | .. | 48.654 | 44.827 | 53.578 | 49.808 | 52.649 | 50.084 | 46.504 | 53.256 | 53.562 | 52.501 | 55.487 | 52.501 | 53.021 | 49.070 | 51.764 |
| Bobadela – Ligação EN10 | .. | 24.249 | 22.414 | 27.156 | 25.003 | 27.835 | 25.551 | 22.978 | 26.531 | 26.490 | 25.887 | 27.634 | 25.909 | 25.713 | 22.592 | 25.670 |
| Ligação EN10 – Stª Iria de Azóia (A1/IC2) | .. | N/D | N/D | N/D | N/D | N/D | N/D | N/D | N/D | N/D | N/D | N/D | N/D | N/D | N/D | N/D |
| Média Ponderada | .. | 32.594 | 30.733 | 36.153 | 33.456 | 36.410 | 33.939 | 30.940 | 34.957 | 34.932 | 34.737 | 36.871 | 34.795 | 35.307 | 32.085 | 34.830 |



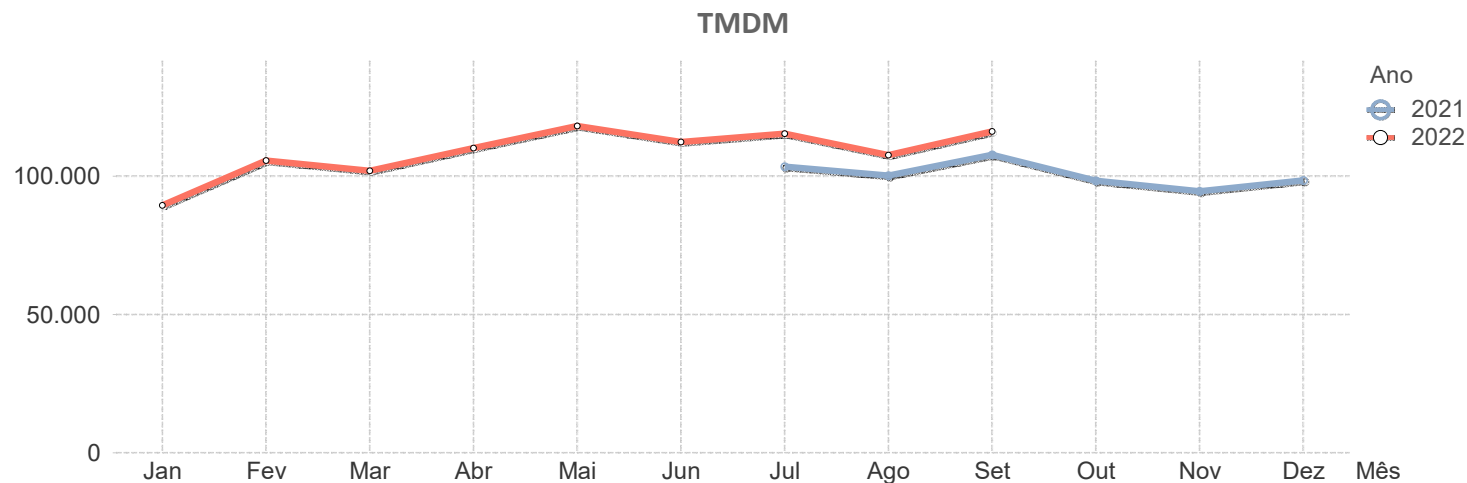
| | | IC16 | | | | | | | | | | | | | | |
|-------------------------------|----|---------------|---------------|---------------|---------------|---------------|---------------|---------------|---------------|---------------|---------------|---------------|---------------|---------------|---------------|---------------|
| | | 2021 | | | | | | 2022 | | | | | | | | |
| Sublanço | .. | Jul | Ago | Set | Out | Nov | Dez | Jan | Fev | Mar | Abr | Mai | Jun | Jul | Ago | Set |
| Pontinha – Stº Elói | .. | 60.155 | 56.431 | 66.901 | 60.083 | 64.566 | 64.571 | 57.412 | 64.130 | 63.376 | 64.139 | 67.938 | 65.351 | 66.327 | 59.566 | 67.373 |
| Stº Elói – Á-de-Beja | .. | 34.617 | 27.180 | 35.177 | 34.443 | 39.143 | 34.955 | 31.529 | 36.464 | 36.493 | 36.182 | 39.088 | 36.481 | 36.456 | 31.176 | 35.074 |
| Á-de-Beja – Belas (IC16/CREL) | .. | 20.514 | 16.108 | 20.849 | 20.406 | 23.164 | 20.674 | 17.162 | 17.628 | 20.660 | 23.203 | 22.763 | 23.635 | 23.809 | 19.819 | 25.862 |
| Média Ponderada | .. | 41.373 | 35.935 | 44.208 | 41.251 | 45.481 | 43.205 | 38.362 | 43.072 | 43.408 | 44.070 | 46.642 | 44.738 | 45.128 | 39.551 | 45.344 |



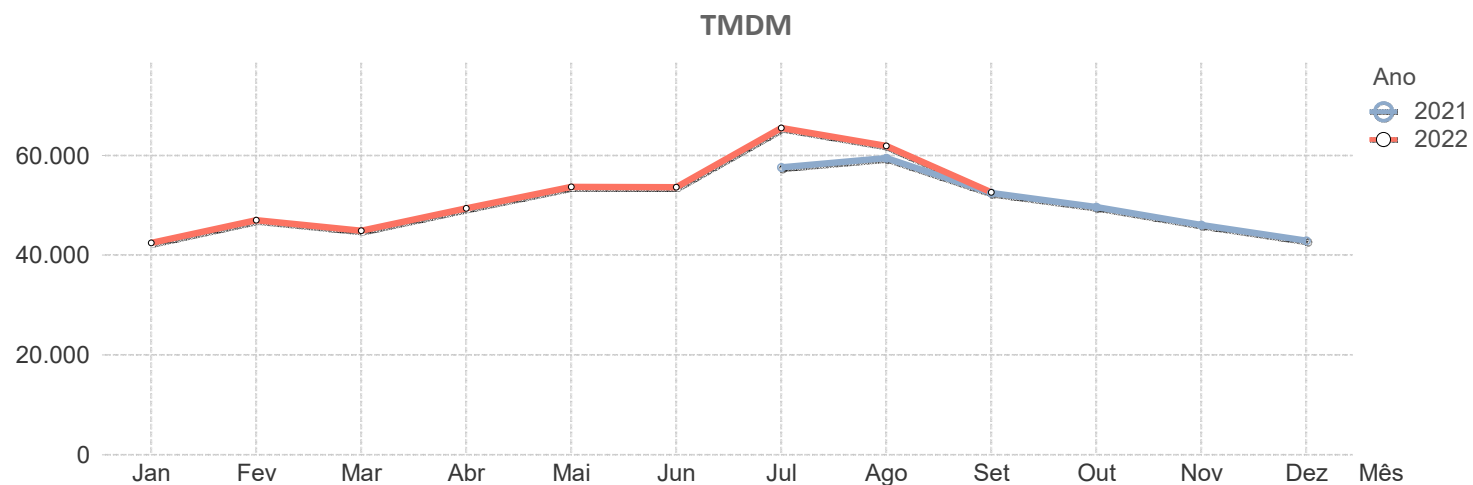
| | | IC17 | | | | | | | | | | | | | | |
|-------------------------------|----|---------------|---------------|---------------|---------------|---------------|---------------|---------------|---------------|---------------|---------------|---------------|---------------|---------------|---------------|---------------|
| | | 2021 | | | | | | 2022 | | | | | | | | |
| Sublanço | .. | Jul | Ago | Set | Out | Nov | Dez | Jan | Fev | Mar | Abr | Mai | Jun | Jul | Ago | Set |
| R. Doca Pesca – Alto do Duque | .. | 21.659 | 21.574 | 21.680 | 21.537 | 21.656 | 21.680 | 21.483 | 21.611 | 25.614 | 22.113 | 24.096 | 20.913 | 22.026 | 19.276 | 22.292 |
| Alto do Duque – Miraflores | .. | 22.979 | 23.713 | 25.018 | 23.398 | 23.565 | 23.682 | 21.892 | 22.983 | 25.650 | 25.810 | 26.888 | 21.952 | 23.200 | 19.543 | 20.604 |
| Miraflores – CRIL/A5 | .. | N/D | N/D | N/D | N/D | N/D | N/D | N/D | N/D | N/D | N/D | N/D | N/D | N/D | N/D | N/D |
| CRIL/A5 – Monsanto | .. | N/D | N/D | N/D | N/D | N/D | N/D | N/D | N/D | N/D | N/D | N/D | N/D | N/D | N/D | N/D |
| Monsanto – Zambujal | .. | N/D | N/D | N/D | N/D | N/D | N/D | N/D | N/D | N/D | N/D | N/D | N/D | N/D | N/D | N/D |
| Zambujal – Buraca | .. | N/D | N/D | N/D | N/D | N/D | N/D | N/D | N/D | N/D | N/D | N/D | N/D | N/D | N/D | N/D |
| Buraca – Damaia | .. | N/D | N/D | N/D | N/D | N/D | N/D | N/D | N/D | N/D | N/D | N/D | N/D | N/D | N/D | N/D |
| Damaia – Portas Benfica | .. | N/D | N/D | N/D | N/D | N/D | N/D | N/D | N/D | N/D | N/D | N/D | N/D | N/D | N/D | N/D |
| Portas Benfica – Pedralvas | .. | N/D | N/D | N/D | N/D | N/D | N/D | N/D | N/D | N/D | N/D | N/D | N/D | N/D | N/D | N/D |
| Pedralvas – Alfovelos | .. | N/D | N/D | N/D | N/D | N/D | N/D | N/D | N/D | N/D | N/D | N/D | N/D | N/D | N/D | N/D |
| Alfovelos – Pontinha | .. | N/D | N/D | N/D | N/D | N/D | N/D | N/D | N/D | N/D | N/D | N/D | N/D | N/D | N/D | N/D |
| Pontinha – Patameiras | .. | N/D | N/D | N/D | N/D | N/D | N/D | N/D | N/D | N/D | N/D | N/D | N/D | N/D | N/D | N/D |
| Patameiras – Odivelas | .. | N/D | N/D | N/D | N/D | N/D | N/D | N/D | N/D | N/D | N/D | N/D | N/D | N/D | N/D | N/D |
| Odivelas – Olival Basto | .. | 91.929 | 89.521 | 101.744 | 102.041 | 105.895 | 96.905 | 88.313 | 96.466 | 96.513 | 94.469 | 104.978 | 93.919 | 98.342 | 91.885 | 96.107 |
| Olival Basto – Grilo | .. | 45.377 | 42.953 | 50.240 | 47.217 | 51.403 | 49.201 | 44.618 | 51.171 | 51.690 | 52.493 | 56.330 | 52.963 | 55.277 | 50.198 | 55.041 |
| Grilo – IP7/CRIL | .. | 81.586 | 83.437 | 84.852 | 88.911 | 87.923 | 94.845 | 79.635 | 96.509 | 104.358 | 106.271 | 110.915 | 104.135 | 110.605 | 101.746 | 108.991 |
| IP7/CRIL – Limite Este IC17 | .. | 85.900 | 85.186 | 85.786 | 84.821 | 85.998 | 86.135 | 84.506 | 99.781 | 116.704 | 118.923 | 124.120 | 115.537 | 121.206 | 115.207 | 119.579 |
| Média Ponderada | .. | 62.141 | 61.375 | 65.215 | 64.748 | 66.384 | 65.272 | 60.652 | 69.347 | 75.868 | 75.880 | 80.736 | 74.121 | 77.859 | 72.415 | 76.601 |



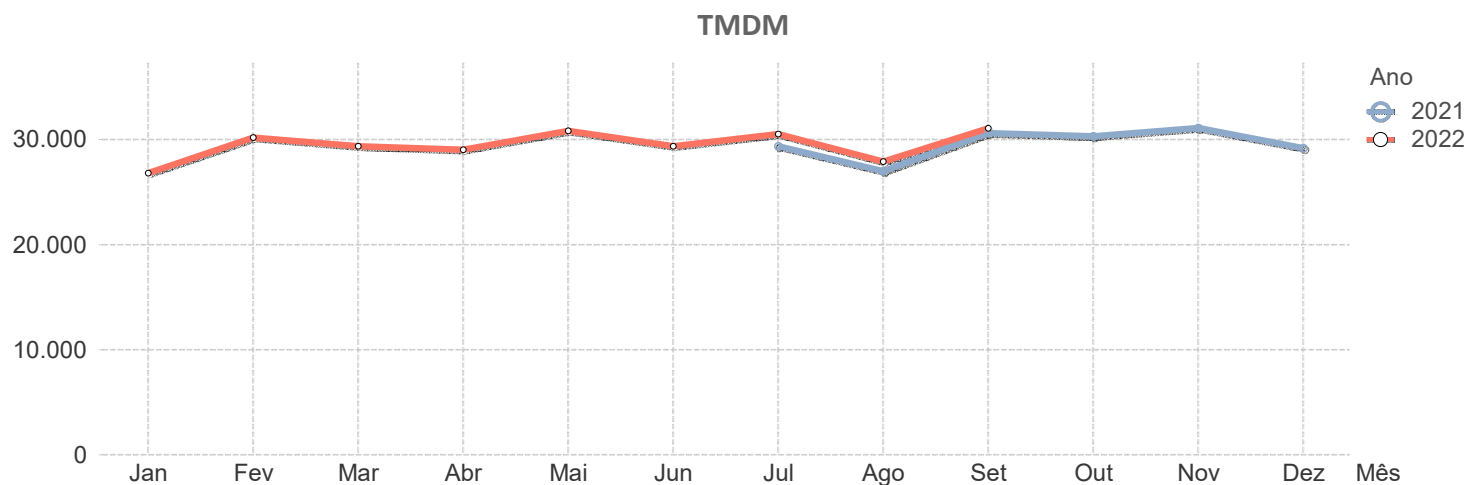
| | | IC19 | | | | | | | | | | | | | | |
|------------------------------------|----|----------------|----------------|----------------|---------------|---------------|---------------|---------------|----------------|----------------|----------------|----------------|----------------|----------------|----------------|----------------|
| | | 2021 | | | | | | 2022 | | | | | | | | |
| Sublanço | .. | Jul | Ago | Set | Out | Nov | Dez | Jan | Fev | Mar | Abr | Mai | Jun | Jul | Ago | Set |
| Limite Este do IC19 – Estado Maior | .. | 113.179 | 108.757 | 116.119 | 112.297 | 109.173 | 114.366 | 99.652 | 117.518 | 115.640 | 122.826 | 126.543 | 119.585 | 122.178 | 113.170 | 125.060 |
| Estado Maior – Damaia | .. | 111.843 | 110.119 | 118.740 | 109.365 | 102.975 | 99.538 | 95.243 | 105.011 | 111.100 | 110.805 | 114.278 | 108.638 | 110.869 | 103.506 | 112.798 |
| Damaia – 4 Caminhos | .. | 98.663 | 97.932 | 104.548 | 98.790 | 94.190 | 98.713 | N/D | N/D | N/D | N/D | N/D | N/D | N/D | N/D | N/D |
| 4 Caminhos – EN117 | .. | 86.846 | 85.762 | 90.715 | 82.444 | 83.107 | 85.447 | N/D | N/D | N/D | N/D | N/D | N/D | N/D | N/D | N/D |
| EN117 – Hospital | .. | 126.034 | 125.595 | 132.931 | 109.365 | 102.017 | 114.538 | 100.748 | 128.858 | 124.723 | 132.763 | 137.518 | 129.693 | 132.950 | 125.476 | 132.983 |
| Hospital – Palácio | .. | 126.477 | 106.824 | 116.905 | 104.705 | 96.363 | 110.122 | 102.755 | 120.974 | 117.502 | 130.741 | 135.485 | 127.901 | 131.046 | 123.603 | 131.150 |
| Palácio – Queluz | .. | 123.647 | 121.920 | 132.598 | 118.801 | 109.446 | 129.261 | 103.998 | 136.019 | 135.962 | 135.660 | 140.965 | 132.021 | 135.023 | 127.754 | 136.886 |
| Queluz – IC19/CREL | .. | 108.909 | 106.846 | 113.431 | 106.318 | 97.912 | 105.587 | 84.776 | 103.430 | 101.818 | 116.623 | 131.185 | 127.186 | 129.066 | 123.037 | 131.040 |
| IC19/CREL – Tercena | .. | 110.447 | 109.958 | 113.416 | 106.961 | 100.269 | 108.497 | 88.755 | 110.440 | 117.524 | 127.806 | 131.391 | 124.931 | 131.032 | 122.326 | 130.283 |
| Tercena – Consolata | .. | 111.018 | 105.725 | 113.771 | 100.316 | 92.975 | 96.520 | 97.688 | 109.584 | 102.138 | 120.213 | 124.307 | 117.292 | 121.506 | 112.992 | 121.509 |
| Consolata – Aqualva | .. | 103.537 | 103.119 | 111.898 | 102.220 | 98.807 | 111.543 | 92.620 | 108.014 | 97.227 | 110.513 | 122.149 | 116.304 | 119.803 | 112.631 | 120.837 |
| Aqualva – Cacém | .. | 100.110 | 98.266 | 106.602 | 98.088 | 93.300 | 85.350 | 72.122 | 86.584 | 93.057 | 105.335 | 112.244 | 107.227 | 110.114 | 103.824 | 111.647 |
| Cacém – Paiões | .. | 101.516 | 96.972 | 103.246 | 97.698 | 95.281 | 90.062 | 74.999 | 100.380 | 99.660 | 113.483 | 118.119 | 117.026 | 116.679 | 105.049 | 115.990 |
| Paiões – Rio de Mouro | .. | 99.236 | 94.695 | 102.979 | 94.458 | 96.027 | 102.459 | 96.266 | 108.233 | 93.287 | 100.143 | 121.996 | 116.508 | 120.482 | 112.023 | 120.938 |
| Rio de Mouro – Alto do Forte | .. | 94.872 | 92.687 | 100.909 | 95.491 | 95.832 | 92.530 | 94.462 | 102.546 | 87.570 | 93.101 | 114.138 | 109.137 | 112.542 | 104.167 | 113.207 |
| Alto do Forte – Mem Martins | .. | 77.422 | 75.422 | 82.692 | 76.074 | 77.142 | 74.337 | 68.843 | 86.081 | 83.471 | 85.558 | 86.326 | 80.935 | 83.251 | 77.009 | 84.348 |
| Mem Martins – Ranholas | .. | 69.461 | 68.769 | 74.909 | 71.039 | 71.563 | 69.822 | 66.681 | 68.188 | 67.487 | 67.334 | 78.215 | 74.890 | 77.309 | 72.084 | 77.423 |
| Média Ponderada | .. | 103.474 | 100.137 | 107.670 | 98.380 | 94.509 | 98.501 | 89.463 | 105.648 | 101.896 | 110.178 | 118.090 | 112.321 | 115.343 | 107.611 | 116.085 |



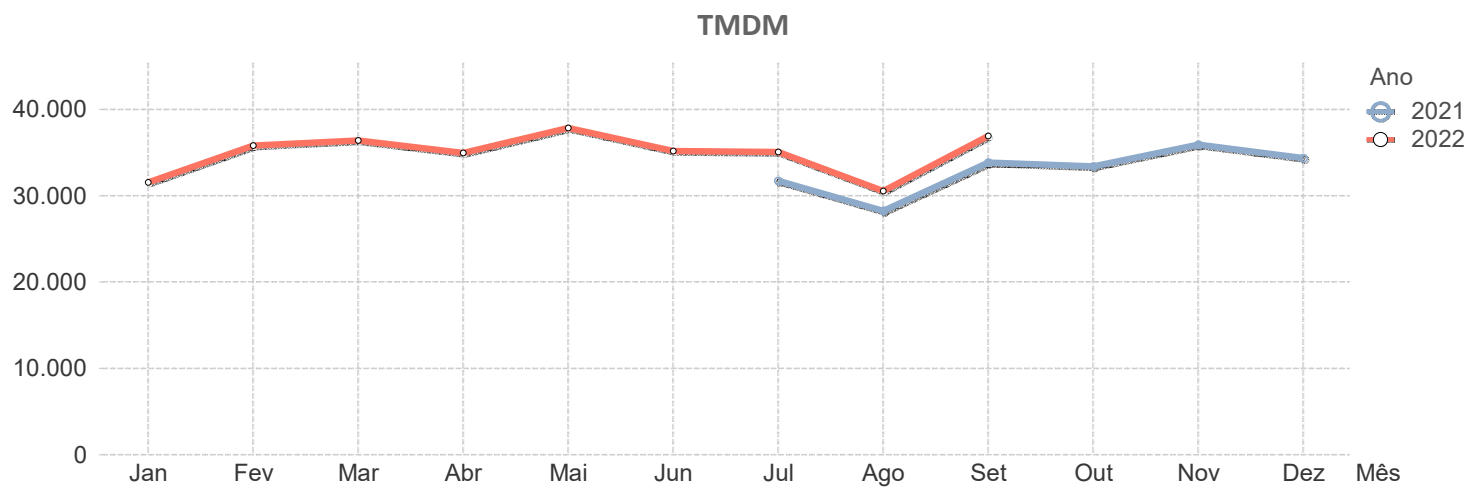
| | | IC20 | | | | | | | | | | | | | | |
|---------------------------------------|----|---------------|---------------|---------------|---------------|---------------|---------------|---------------|---------------|---------------|---------------|---------------|---------------|---------------|---------------|---------------|
| | | 2021 | | | | | | 2022 | | | | | | | | |
| Sublanço | .. | Jul | Ago | Set | Out | Nov | Dez | Jan | Fev | Mar | Abr | Mai | Jun | Jul | Ago | Set |
| Almada (A2/IC20) – Monte de Caparica | .. | 78.917 | 79.308 | 74.850 | 71.667 | 68.437 | 64.371 | 62.573 | 69.187 | 66.779 | 71.021 | 75.907 | 75.642 | 86.264 | 79.747 | 73.437 |
| Monte de Caparica – Casas Velhas | .. | 78.288 | 79.050 | 72.876 | 69.660 | 65.598 | 60.944 | 59.173 | 66.160 | 64.066 | 68.794 | 75.094 | 74.497 | 88.503 | 82.476 | 73.540 |
| Casas Velhas – Funchalinho | .. | 43.762 | 46.909 | 38.034 | 34.856 | 31.368 | 28.945 | 29.521 | 32.698 | 30.657 | 35.050 | 38.659 | 39.141 | 51.865 | 49.848 | 38.184 |
| Funchalinho – Capuchos | .. | 40.019 | 43.107 | 34.079 | 31.881 | 28.347 | 26.178 | 27.038 | 29.965 | 27.594 | 32.158 | 35.469 | 35.604 | 47.276 | 46.121 | 35.408 |
| Capuchos – Capuchos (EM10-1) | .. | 36.744 | 39.451 | 31.652 | 29.712 | 25.980 | 24.102 | 24.463 | 26.422 | 24.953 | 29.775 | 32.729 | 32.818 | 43.232 | 42.383 | 32.336 |
| Capuchos (EM10-1) – Costa de Caparica | .. | 36.744 | 39.451 | 31.652 | 29.712 | 25.980 | 24.102 | 24.463 | 26.422 | 24.953 | 29.775 | 32.729 | 32.818 | 43.232 | 42.383 | 32.336 |
| Média Ponderada | .. | 57.608 | 59.493 | 52.445 | 49.651 | 46.067 | 42.930 | 42.452 | 46.993 | 44.890 | 49.415 | 53.705 | 53.654 | 65.488 | 61.893 | 52.595 |



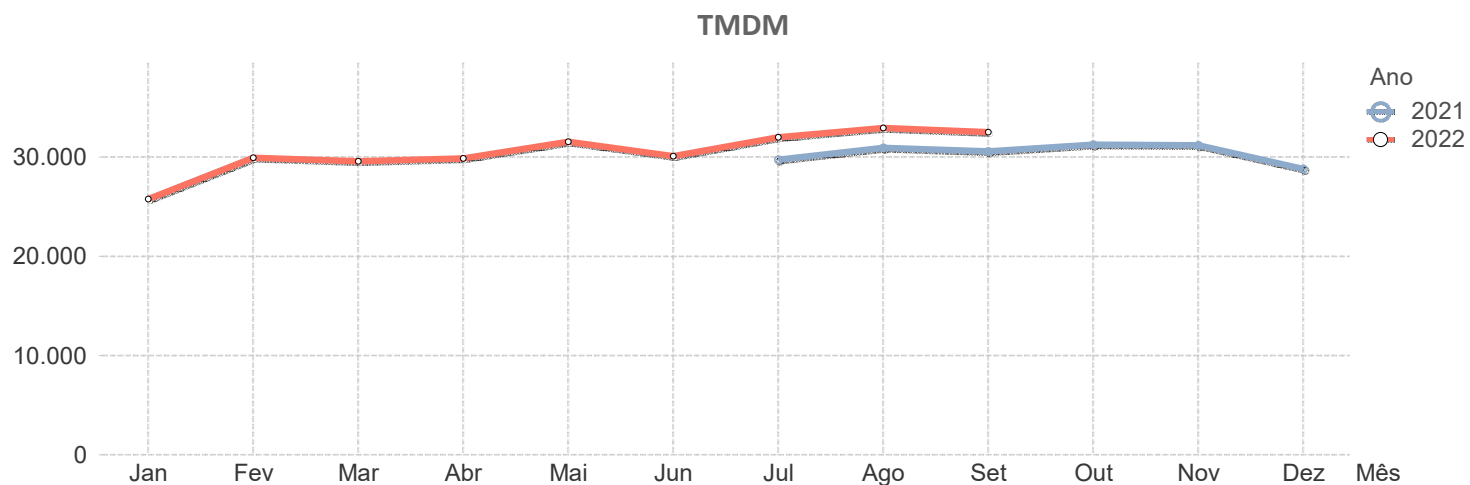
| | | IC21 | | | | | | | | | | | | | | |
|-------------------------------------------|----|---------------|---------------|---------------|---------------|---------------|---------------|---------------|---------------|---------------|---------------|---------------|---------------|---------------|---------------|---------------|
| | | 2021 | | | | | | 2022 | | | | | | | | |
| Sublanço | .. | Jul | Ago | Set | Out | Nov | Dez | Jan | Fev | Mar | Abr | Mai | Jun | Jul | Ago | Set |
| Coina (A2/IC21) – Penalva | .. | 33.377 | 30.611 | 34.087 | 33.598 | 34.464 | 31.942 | 29.131 | 33.114 | 32.092 | 32.436 | 34.531 | 33.126 | 35.155 | 32.210 | 34.889 |
| Penalva – Penalva (A33/IC21) | .. | 33.377 | 30.611 | 34.087 | 33.598 | 34.464 | 31.942 | 29.131 | 33.114 | 32.092 | 32.436 | 34.531 | 33.126 | 35.155 | 32.210 | 34.889 |
| Penalva (A33/IC21) – Stº António Charneca | .. | 31.538 | 29.123 | 33.122 | 32.874 | 33.811 | 31.816 | 28.888 | 32.771 | 31.885 | 31.347 | 33.240 | 31.576 | 32.785 | 30.113 | 33.887 |
| Stº António Charneca – Quinta da Lomba | .. | 30.443 | 27.971 | 31.977 | 31.769 | 32.518 | 30.762 | 28.322 | 31.879 | 30.977 | 30.425 | 32.239 | 30.639 | 31.675 | 28.714 | 32.527 |
| Quinta da Lomba – Alto do Seixalinho | .. | 21.521 | 19.770 | 22.829 | 22.647 | 23.197 | 21.866 | 20.543 | 22.637 | 22.203 | 21.451 | 22.763 | 21.534 | 21.726 | 19.860 | 22.383 |
| Alto do Seixalinho – Barreiro | .. | 18.391 | 16.969 | 19.441 | 19.418 | 19.783 | 19.036 | 17.947 | 19.575 | 18.930 | 18.370 | 19.425 | 18.502 | 18.486 | 17.148 | 19.124 |
| Média Ponderada | .. | 29.360 | 26.999 | 30.609 | 30.327 | 31.099 | 29.199 | 26.799 | 30.201 | 29.361 | 29.032 | 30.817 | 29.357 | 30.514 | 27.903 | 31.067 |



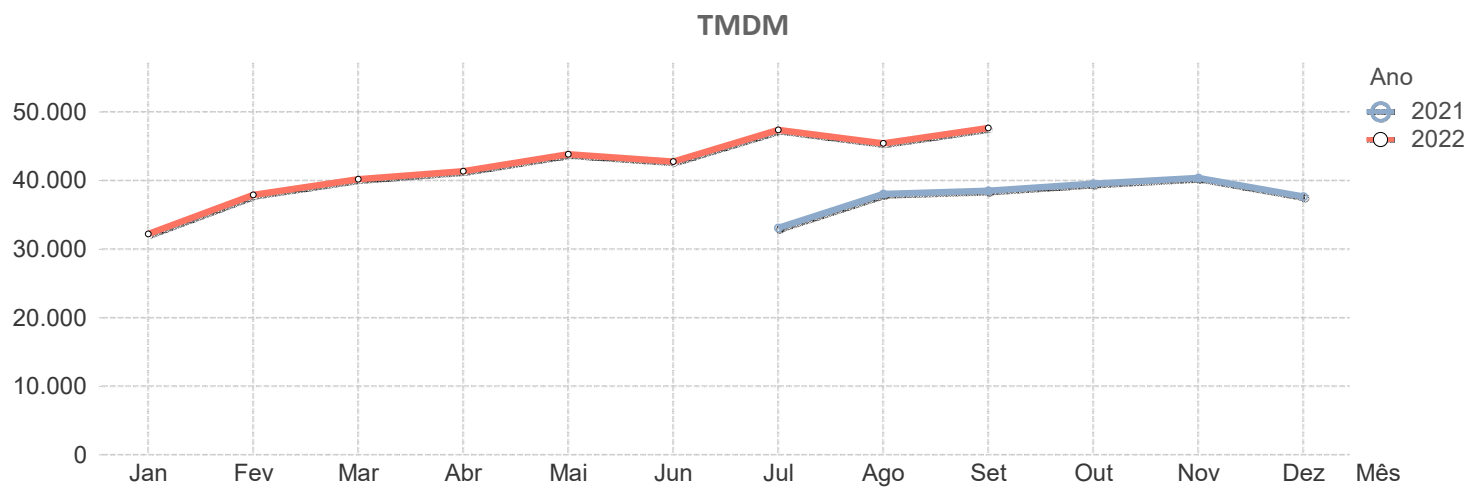
| | | IC22 | | | | | | | | | | | | | | |
|------------------------|----|---------------|---------------|---------------|---------------|---------------|---------------|---------------|---------------|---------------|---------------|---------------|---------------|---------------|---------------|---------------|
| | | 2021 | | | | | | 2022 | | | | | | | | |
| Sublanço | .. | Jul | Ago | Set | Out | Nov | Dez | Jan | Fev | Mar | Abr | Mai | Jun | Jul | Ago | Set |
| Olival Basto – Ramada | .. | 43.043 | 38.332 | 44.607 | 43.905 | 46.118 | 45.275 | 41.965 | 47.565 | 48.102 | 46.391 | 49.997 | 46.738 | 46.701 | 41.099 | 48.577 |
| Ramada – Montemor | .. | 16.628 | 14.824 | 19.535 | 19.429 | 22.365 | 19.836 | 17.644 | 20.157 | 20.833 | 19.735 | 21.637 | 19.794 | 19.531 | 16.479 | 21.355 |
| Média Ponderada | | 31.722 | 28.257 | 33.862 | 33.415 | 35.938 | 34.373 | 31.542 | 35.819 | 36.415 | 34.967 | 37.843 | 35.191 | 35.057 | 30.548 | 36.910 |



| | | CSB | | | | | | | | | | | | | | |
|-------------------------------|----|---------------|---------------|---------------|---------------|---------------|---------------|---------------|---------------|---------------|---------------|---------------|---------------|---------------|---------------|---------------|
| | | 2021 | | | | | | 2022 | | | | | | | | |
| Sublanço | .. | Jul | Ago | Set | Out | Nov | Dez | Jan | Fev | Mar | Abr | Mai | Jun | Jul | Ago | Set |
| Braga Sul – Celeirós (A11) | .. | 19.777 | 22.782 | 20.347 | 19.954 | 19.732 | 17.970 | 15.813 | 18.687 | 18.434 | 19.540 | 20.428 | 19.723 | 22.072 | 24.675 | 22.028 |
| Celeirós (A11) – EN14 | .. | 30.800 | 34.472 | 32.019 | 32.273 | 32.491 | 29.595 | 25.734 | 30.365 | 29.916 | 30.325 | 32.301 | 31.532 | 34.393 | 37.993 | 34.679 |
| EN14 – EN309 | .. | 33.401 | 32.758 | 34.260 | 35.563 | 35.572 | 32.944 | 29.883 | 34.240 | 33.885 | 33.477 | 35.573 | 33.753 | 35.181 | 34.200 | 36.056 |
| EN309 – EN101 | .. | 37.338 | 36.236 | 38.228 | 39.748 | 39.703 | 37.187 | 33.654 | 38.556 | 38.168 | 37.829 | 39.947 | 37.903 | 39.117 | 37.852 | 40.158 |
| EN101 – Circular Sul de Braga | .. | 41.376 | 40.251 | 42.567 | 44.647 | 44.588 | 41.651 | 37.784 | 43.704 | 43.249 | 43.240 | 45.354 | 42.194 | 43.244 | 42.131 | 44.526 |
| Média Ponderada | .. | 29.742 | 30.931 | 30.599 | 31.264 | 31.209 | 28.824 | 25.788 | 29.930 | 29.580 | 29.885 | 31.546 | 30.098 | 31.999 | 32.937 | 32.531 |



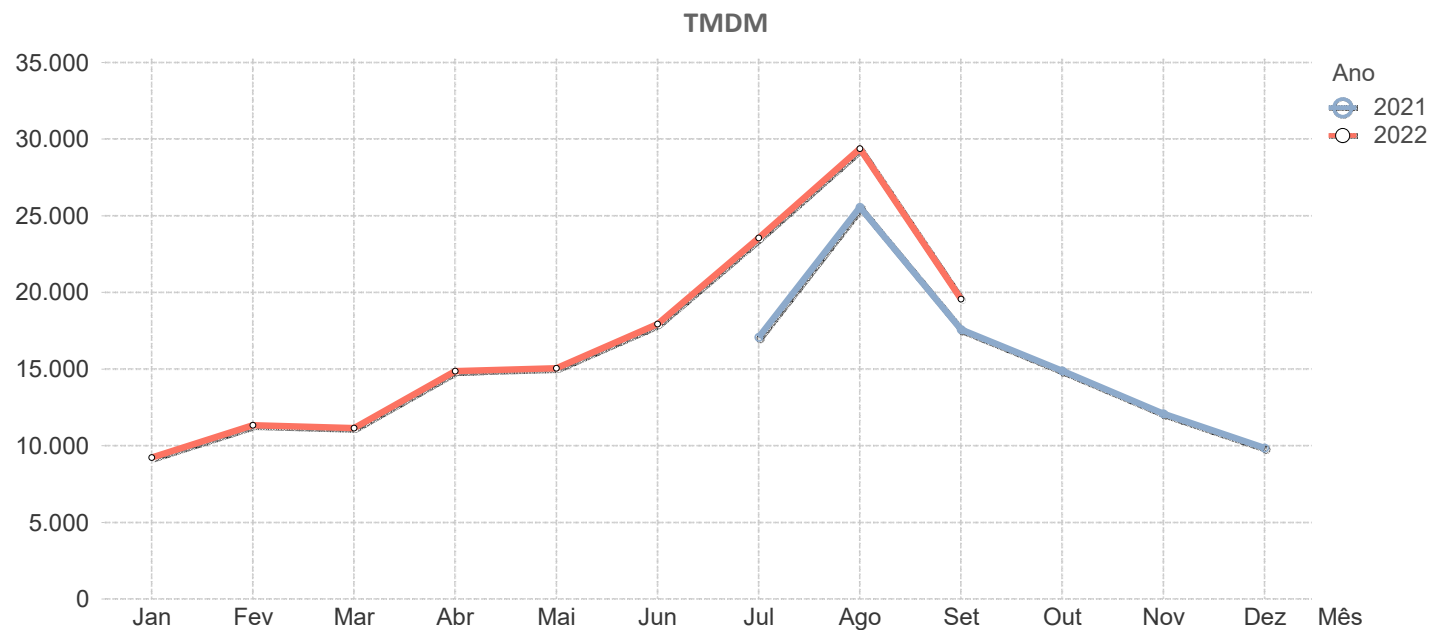
| | | VRI | | | | | | | | | | | | | | |
|------------------------|----|---------------|---------------|---------------|---------------|---------------|---------------|---------------|---------------|---------------|---------------|---------------|---------------|---------------|---------------|---------------|
| | | 2021 | | | | | | 2022 | | | | | | | | |
| Sublanço | .. | Jul | Ago | Set | Out | Nov | Dez | Jan | Fev | Mar | Abr | Mai | Jun | Jul | Ago | Set |
| Aeroporto – São Brás | .. | 38.204 | 39.443 | 40.685 | 42.342 | 42.565 | 39.205 | 34.633 | 41.021 | 41.064 | 40.595 | 40.331 | 38.771 | 50.425 | 45.876 | 48.272 |
| São Brás – VILPL | .. | 31.983 | 37.376 | 38.091 | 38.517 | 39.747 | 37.041 | 31.534 | 37.023 | 39.965 | 42.896 | 46.407 | 46.510 | 47.981 | 45.493 | 48.521 |
| VILPL – Custóias | .. | 34.538 | 39.273 | 39.072 | 41.373 | 41.312 | 38.830 | 33.318 | 39.243 | 40.534 | 38.016 | 38.639 | 34.927 | 45.237 | 45.170 | 45.497 |
| Média Ponderada | .. | 33.117 | 38.042 | 38.541 | 39.569 | 40.373 | 37.684 | 32.240 | 37.911 | 40.198 | 41.391 | 43.845 | 42.781 | 47.393 | 45.430 | 47.670 |



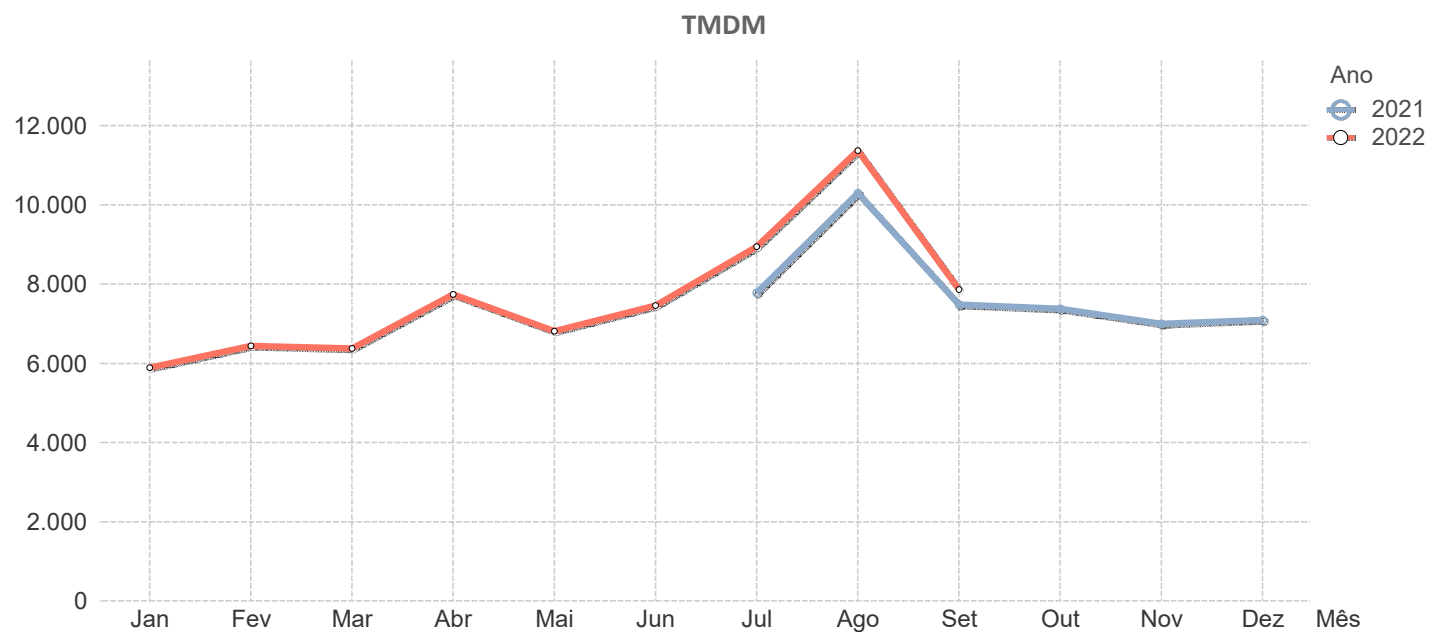
B

Tráfego Médio Diário Mensal por Concessão

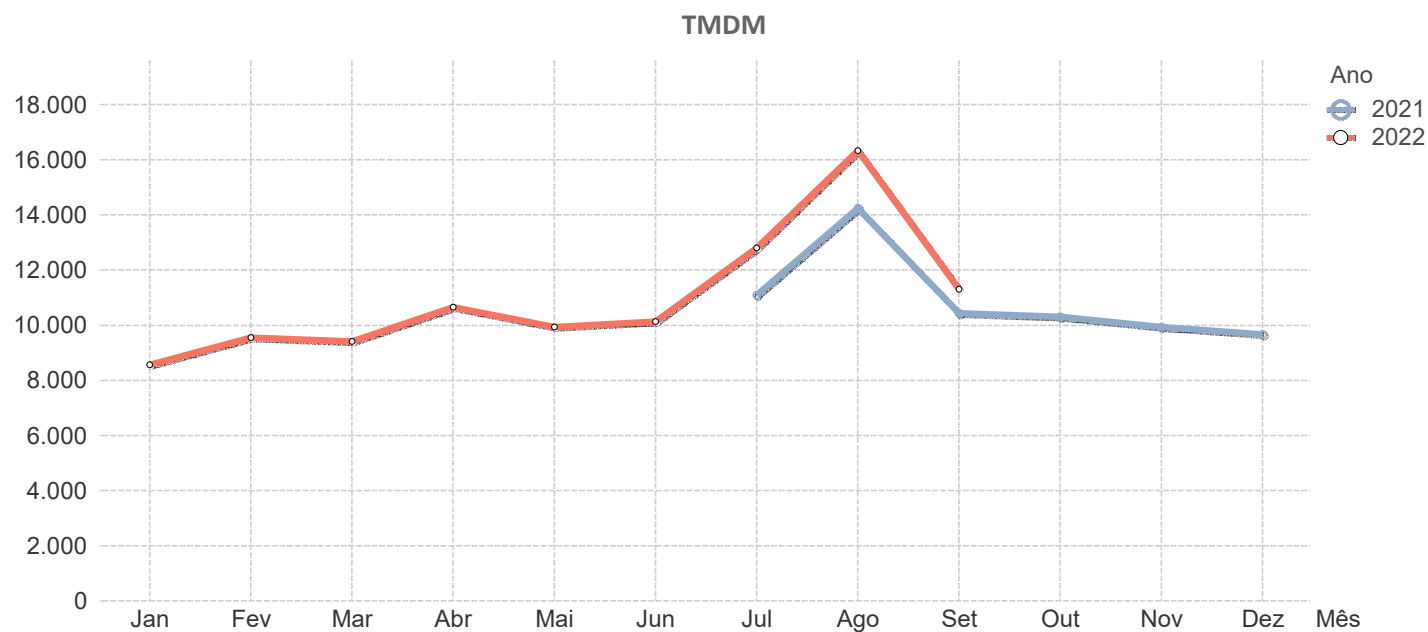
| | | Algarve | | | | | | | | | | | | | | |
|------------------------|----|---------------|---------------|---------------|---------------|---------------|--------------|--------------|---------------|---------------|---------------|---------------|---------------|---------------|---------------|---------------|
| | | 2021 | | | | | | 2022 | | | | | | | | |
| Estrada | .. | Jul | Ago | Set | Out | Nov | Dez | Jan | Feb | Mar | Abr | Mai | Jun | Jul | Ago | Set |
| A22 | .. | 17.084 | 25.554 | 17.584 | 14.881 | 12.082 | 9.856 | 9.235 | 11.332 | 11.146 | 14.862 | 15.048 | 17.936 | 23.559 | 29.368 | 19.561 |
| Média Ponderada | | 17.084 | 25.554 | 17.584 | 14.881 | 12.082 | 9.856 | 9.235 | 11.332 | 11.146 | 14.862 | 15.048 | 17.936 | 23.559 | 29.368 | 19.561 |



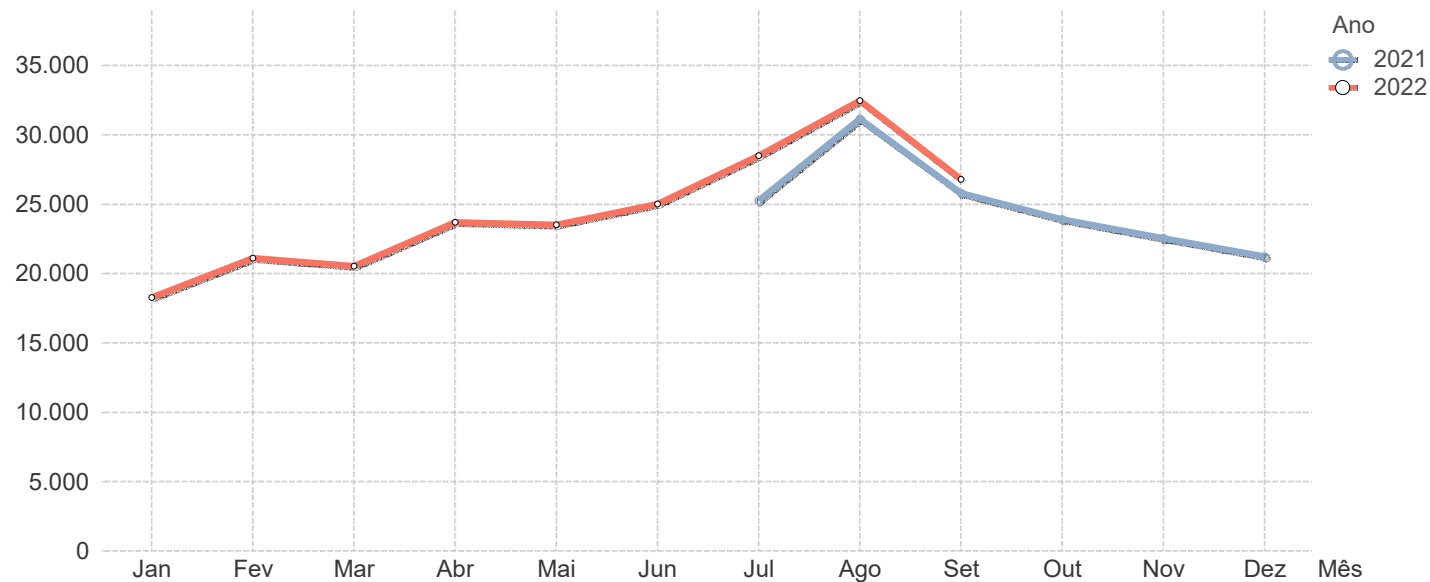
| | | Beira Interior | | | | | | | | | | | | | | |
|------------------------|----|----------------|---------------|--------------|--------------|--------------|--------------|--------------|--------------|--------------|--------------|--------------|--------------|--------------|---------------|--------------|
| | | 2021 | | | | | | 2022 | | | | | | | | |
| Estrada | .. | Jul | Ago | Set | Out | Nov | Dez | Jan | Feb | Mar | Abr | Mai | Jun | Jul | Ago | Set |
| A23 | .. | 7.785 | 10.294 | 7.485 | 7.380 | 7.002 | 7.093 | 5.889 | 6.441 | 6.377 | 7.744 | 6.817 | 7.456 | 8.946 | 11.369 | 7.868 |
| Média Ponderada | | 7.785 | 10.294 | 7.485 | 7.380 | 7.002 | 7.093 | 5.889 | 6.441 | 6.377 | 7.744 | 6.817 | 7.456 | 8.946 | 11.369 | 7.868 |



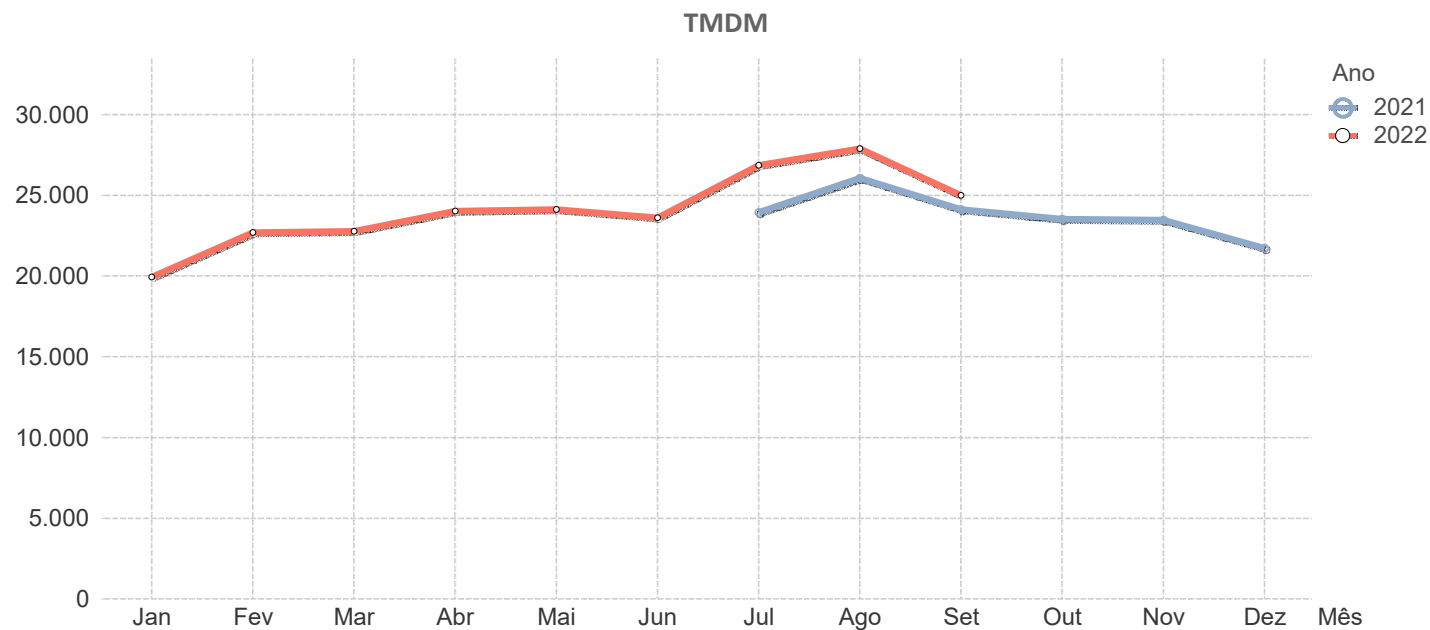
| Beiras Litoral e Alta | | | | | | | | | | | | | | | | |
|------------------------|----|---------------|---------------|---------------|---------------|--------------|--------------|--------------|--------------|--------------|---------------|--------------|---------------|---------------|---------------|---------------|
| | | 2021 | | | | | | 2022 | | | | | | | | |
| Estrada | .. | Jul | Ago | Set | Out | Nov | Dez | Jan | Fev | Mar | Abr | Mai | Jun | Jul | Ago | Set |
| A25 | .. | 11.093 | 14.239 | 10.438 | 10.310 | 9.931 | 9.666 | 8.567 | 9.548 | 9.408 | 10.657 | 9.934 | 10.137 | 12.808 | 16.328 | 11.302 |
| Média Ponderada | | 11.093 | 14.239 | 10.438 | 10.310 | 9.931 | 9.666 | 8.567 | 9.548 | 9.408 | 10.657 | 9.934 | 10.137 | 12.808 | 16.328 | 11.302 |



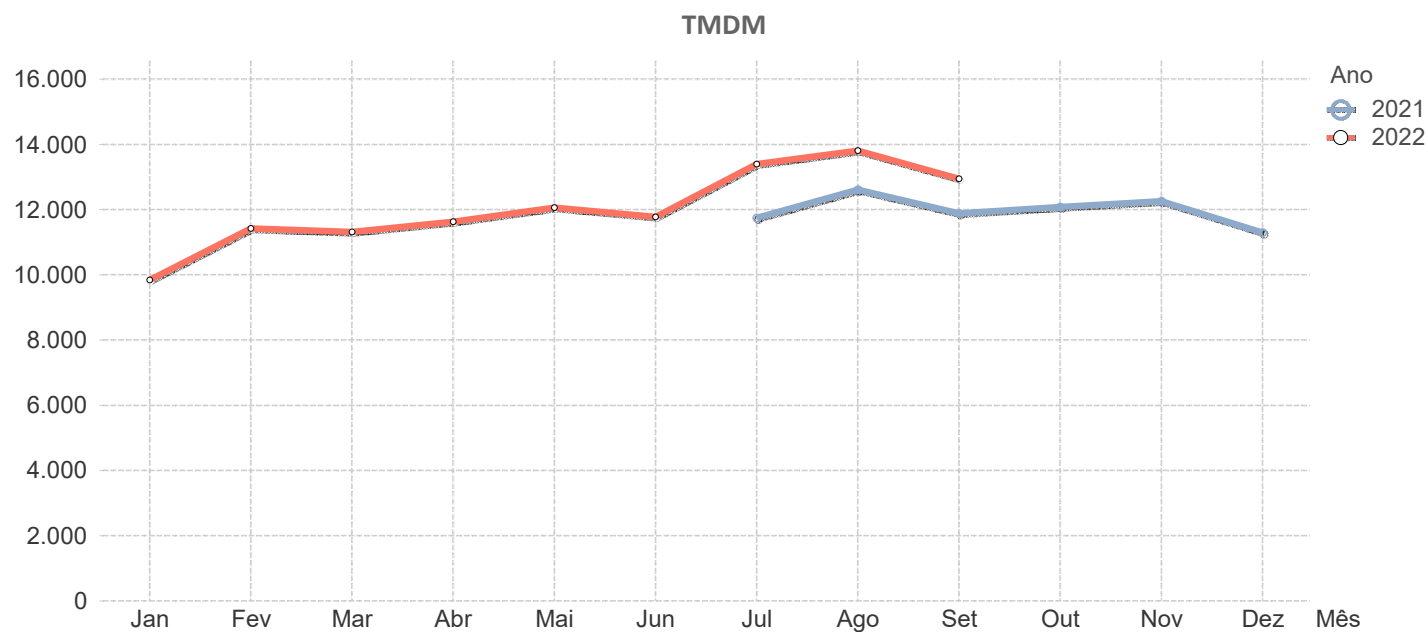
| | | Brisa | | | | | | | | | | | | | | |
|------------------------|-----------|---------------|---------------|---------------|---------------|---------------|---------------|---------------|---------------|---------------|---------------|---------------|---------------|---------------|---------------|---------------|
| | | 2021 | | | | | | 2022 | | | | | | | | |
| Estrada | .. | Jul | Ago | Set | Out | Nov | Dez | Jan | Fev | Mar | Abr | Mai | Jun | Jul | Ago | Set |
| A1 | | 38.134 | 48.789 | 40.229 | 38.308 | 36.057 | 34.542 | 28.699 | 33.023 | 32.310 | 37.587 | 37.046 | 38.544 | 42.343 | 50.392 | 41.856 |
| A2 | | 25.554 | 34.293 | 23.427 | 18.395 | 16.187 | 15.128 | 13.424 | 15.592 | 14.827 | 19.092 | 18.109 | 22.991 | 29.152 | 34.260 | 23.932 |
| A3 | | 26.141 | 30.239 | 27.337 | 27.046 | 26.151 | 24.312 | 21.482 | 24.935 | 24.642 | 26.644 | 26.839 | 26.595 | 29.738 | 33.601 | 28.791 |
| A4 | | 36.081 | 40.515 | 36.202 | 35.592 | 34.923 | 33.333 | 29.606 | 33.132 | 32.467 | 34.636 | 35.452 | 35.196 | 38.598 | 41.496 | 36.184 |
| A5 | | 82.087 | 76.496 | 91.131 | 90.879 | 90.389 | 82.503 | 76.148 | 87.675 | 86.764 | 87.965 | 94.446 | 90.219 | 94.016 | 84.033 | 95.055 |
| A6 | | 6.176 | 7.443 | 6.471 | 6.531 | 5.939 | 5.687 | 4.637 | 5.611 | 5.153 | 6.785 | 6.055 | 6.563 | 7.589 | 8.793 | 7.131 |
| A9 | | 19.828 | 19.272 | 23.254 | 24.552 | 25.043 | 22.362 | 18.319 | 22.418 | 22.418 | 23.334 | 24.942 | 23.671 | 25.109 | 22.570 | 26.374 |
| A10 | | 8.301 | 9.388 | 8.754 | 8.327 | 8.063 | 7.507 | 6.248 | 7.328 | 7.134 | 8.176 | 8.319 | 8.788 | 9.500 | 10.076 | 9.290 |
| A12 | | 23.061 | 25.545 | 23.187 | 21.489 | 20.338 | 18.712 | 16.388 | 19.314 | 18.531 | 21.068 | 21.808 | 22.899 | 26.748 | 26.807 | 23.972 |
| A12-1 | | 6.987 | 6.379 | 7.258 | 7.268 | 7.640 | 6.545 | 6.445 | 7.087 | 7.278 | 7.026 | 7.741 | 7.250 | 7.229 | 6.586 | 7.135 |
| A13 | | 8.141 | 12.963 | 7.380 | 4.711 | 4.133 | 3.711 | 3.169 | 3.632 | 3.465 | 4.921 | 4.486 | 6.217 | 8.891 | 12.463 | 7.500 |
| A14 | | 9.678 | 11.655 | 8.727 | 7.845 | 7.460 | 7.045 | 7.014 | 7.527 | 6.783 | 7.680 | 8.100 | 8.284 | 10.742 | 11.792 | 8.438 |
| CSB | | 29.742 | 30.931 | 30.599 | 31.264 | 31.209 | 28.824 | 25.788 | 29.930 | 29.580 | 29.885 | 31.546 | 30.098 | 31.999 | 32.937 | 32.531 |
| Média Ponderada | | 25.266 | 31.160 | 25.788 | 23.909 | 22.542 | 21.237 | 18.274 | 21.114 | 20.548 | 23.698 | 23.510 | 25.020 | 28.507 | 32.460 | 26.801 |

TMDM


| | | Costa de Prata | | | | | | | | | | | | | | |
|------------------------|----|----------------|---------------|---------------|---------------|---------------|---------------|---------------|---------------|---------------|---------------|---------------|---------------|---------------|---------------|---------------|
| | | 2021 | | | | | | 2022 | | | | | | | | |
| Estrada | .. | Jul | Ago | Set | Out | Nov | Dez | Jan | Fev | Mar | Abr | Mai | Jun | Jul | Ago | Set |
| A17 | .. | 13.092 | 17.045 | 13.415 | 12.877 | 12.508 | 11.662 | 10.200 | 11.954 | 11.867 | 13.166 | 12.960 | 13.241 | 15.950 | 18.567 | 14.409 |
| A25 | .. | 30.423 | 36.118 | 29.051 | 27.817 | 27.190 | 25.271 | 23.057 | 25.467 | 26.604 | 28.496 | 28.130 | 27.947 | 34.389 | 37.660 | 29.698 |
| A29 | .. | 23.259 | 23.224 | 24.005 | 23.691 | 23.981 | 21.969 | 20.359 | 23.496 | 23.265 | 24.176 | 24.514 | 23.504 | 25.639 | 25.295 | 24.913 |
| A44 | .. | 65.877 | 64.943 | 66.821 | 65.648 | 66.262 | 63.117 | 59.404 | 65.297 | 64.507 | 66.483 | 67.831 | 67.011 | 70.526 | 66.635 | 67.688 |
| Média Ponderada | .. | 23.944 | 26.072 | 24.134 | 23.535 | 23.480 | 21.723 | 19.941 | 22.691 | 22.774 | 24.029 | 24.120 | 23.602 | 26.865 | 27.885 | 25.004 |

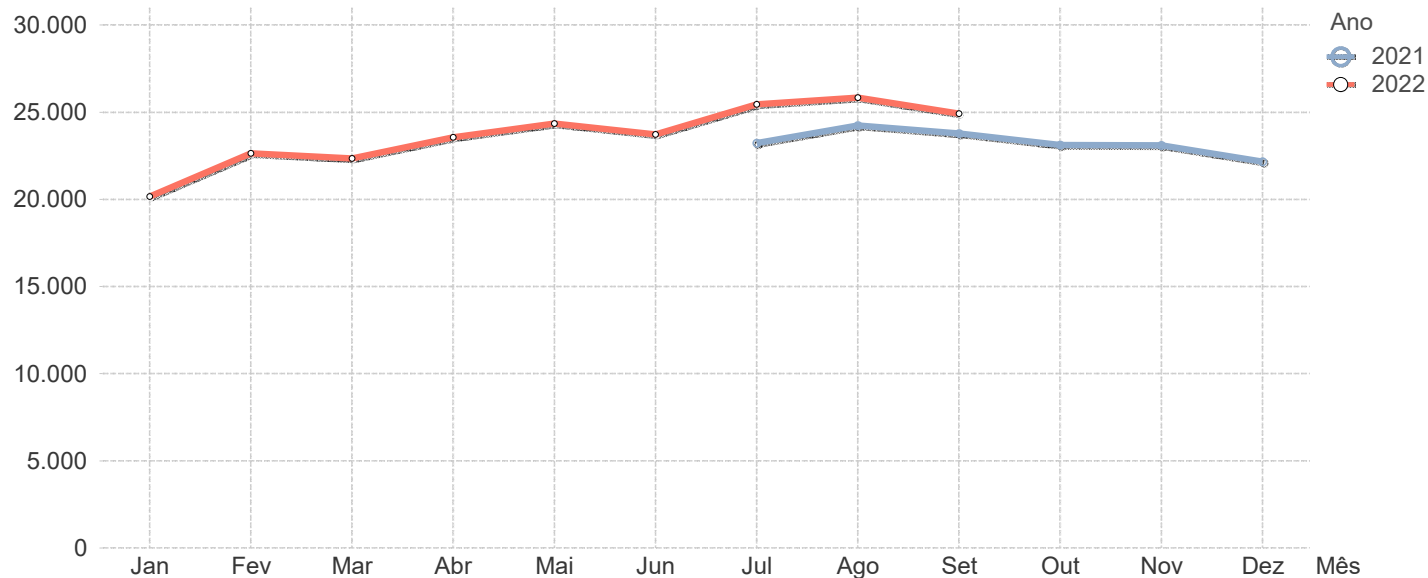


| | | Douro Litoral | | | | | | | | | | | | | | |
|------------------------|----|---------------|---------------|---------------|---------------|---------------|---------------|--------------|---------------|---------------|---------------|---------------|---------------|---------------|---------------|---------------|
| | | 2021 | | | | | | 2022 | | | | | | | | |
| Estrada | .. | Jul | Ago | Set | Out | Nov | Dez | Jan | Fev | Mar | Abr | Mai | Jun | Jul | Ago | Set |
| A32 | .. | 9.757 | 9.586 | 9.848 | 9.903 | 10.141 | 9.446 | 8.472 | 9.704 | 9.584 | 9.656 | 10.086 | 9.763 | 10.663 | 10.482 | 10.440 |
| A41 | .. | 14.427 | 16.432 | 14.579 | 14.902 | 14.987 | 13.731 | 11.720 | 13.770 | 13.685 | 14.260 | 14.717 | 14.444 | 16.909 | 18.039 | 16.133 |
| A43 | .. | 7.220 | 6.888 | 7.484 | 7.651 | 7.962 | 7.392 | 6.610 | 7.386 | 7.229 | 7.304 | 7.617 | 7.365 | 7.989 | 7.347 | 8.052 |
| Média Ponderada | .. | 11.748 | 12.614 | 11.888 | 12.084 | 12.256 | 11.302 | 9.847 | 11.426 | 11.319 | 11.635 | 12.066 | 11.774 | 13.403 | 13.807 | 12.942 |

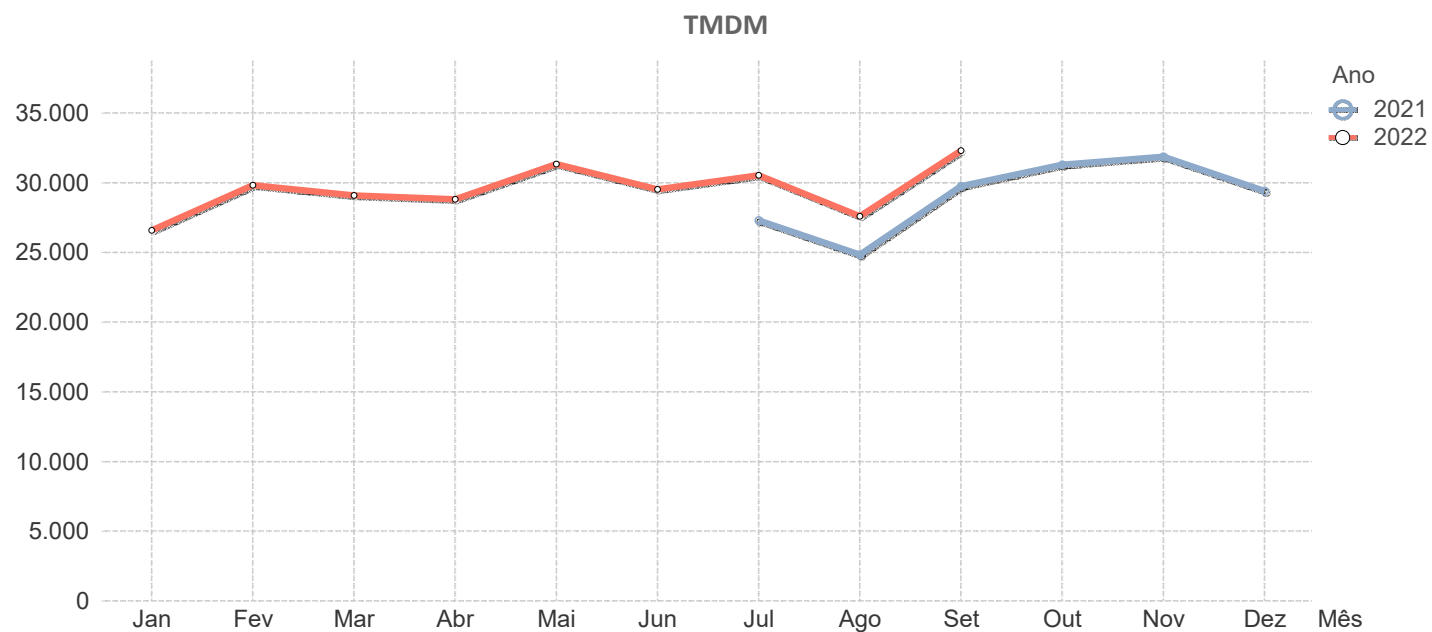


Infraestruturas de Portugal

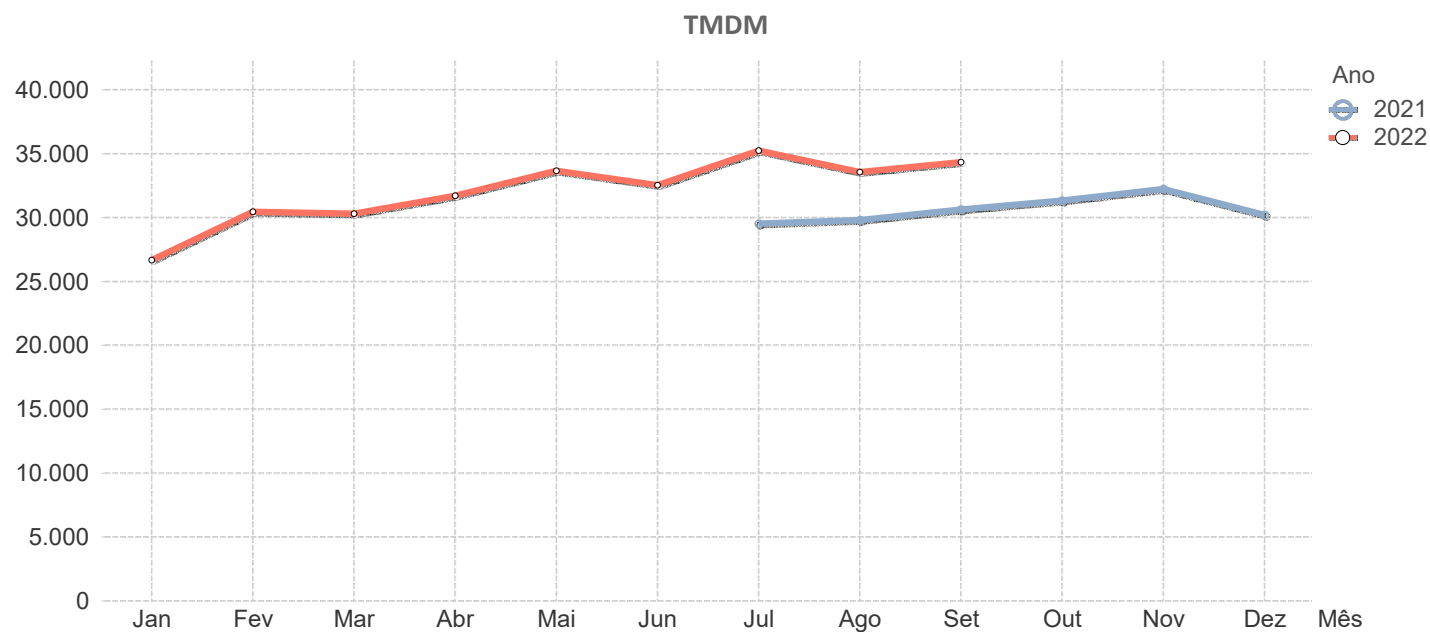
| Estrada | 2021 | | | | | | 2022 | | | | | | | | |
|------------------------|---------------|---------------|---------------|---------------|---------------|---------------|---------------|---------------|---------------|---------------|---------------|---------------|---------------|---------------|---------------|
| | Jul | Ago | Set | Out | Nov | Dez | Jan | Fev | Mar | Abr | Mai | Jun | Jul | Ago | Set |
| A1 | 97.200 | 99.226 | 99.776 | 97.886 | 101.458 | 95.554 | 88.429 | 93.860 | 93.095 | 98.178 | 100.642 | 99.212 | 103.524 | 101.568 | 102.430 |
| A3 | 15.554 | 20.006 | 16.452 | 16.837 | 15.646 | 14.078 | 13.320 | 15.316 | 14.682 | 17.461 | 16.284 | 16.945 | 19.479 | 23.649 | 17.724 |
| A4 | 8.876 | 11.438 | 8.711 | 8.673 | 8.345 | 8.000 | 6.943 | 7.774 | 7.512 | 8.458 | 8.136 | 8.156 | 9.186 | 12.030 | 9.029 |
| A8 | 6.233 | 8.342 | 6.299 | 5.900 | 5.806 | 5.214 | 4.765 | 5.398 | 5.066 | 5.762 | 6.047 | 6.122 | 7.305 | 9.126 | 6.791 |
| A13 | 5.406 | 6.403 | 5.504 | 5.292 | 5.299 | 4.638 | 4.117 | 4.743 | 4.583 | 5.104 | 5.195 | 5.323 | 5.838 | 6.792 | 5.652 |
| A13-1 | 4.415 | 5.313 | 4.785 | 4.303 | 4.210 | 3.802 | 3.321 | 3.831 | 3.574 | 4.165 | 4.256 | 4.292 | 4.920 | 5.891 | 4.626 |
| A19 | 11.851 | 11.458 | 12.091 | 12.115 | 12.411 | 11.495 | 10.868 | 11.802 | 11.846 | 11.747 | 12.701 | 11.912 | 12.062 | 11.979 | 12.476 |
| A20 | 86.909 | 87.664 | 89.083 | 87.889 | 91.822 | 84.820 | 80.305 | 89.189 | 89.130 | 90.866 | 93.440 | 91.022 | 94.822 | 94.681 | 95.152 |
| A21 | 14.172 | 14.622 | 14.521 | 14.279 | 13.628 | 13.420 | 12.554 | 13.883 | 12.904 | 14.265 | 14.799 | 13.894 | 16.031 | 14.708 | 14.625 |
| A22 | 11.229 | 16.328 | 11.207 | 9.722 | 8.093 | 5.999 | 6.126 | 8.209 | 7.455 | 11.000 | 10.512 | 12.136 | 16.563 | 22.123 | 13.526 |
| A23 | 15.892 | 18.435 | 15.537 | 15.427 | 15.158 | 14.548 | 12.379 | 13.864 | 13.367 | 15.578 | 14.776 | 15.729 | 17.476 | 20.467 | 16.671 |
| A24 | 5.095 | 7.330 | 5.053 | 4.857 | 4.350 | 4.220 | 3.636 | 3.997 | 3.660 | 4.781 | 4.587 | 4.725 | 5.273 | 7.488 | 5.185 |
| A28 | 114.137 | 115.386 | 118.677 | 119.398 | 118.301 | 113.502 | 103.754 | 112.600 | 113.254 | 114.806 | 113.741 | 116.161 | 118.012 | 114.164 | 119.066 |
| A33 | 30.118 | 29.059 | 30.511 | 30.234 | 30.317 | 27.913 | 25.091 | 28.827 | 28.133 | 28.910 | 31.697 | 29.804 | 34.196 | 31.341 | 31.858 |
| A43 | 37.994 | 35.630 | 39.148 | 38.787 | 40.089 | 38.124 | 35.678 | 39.622 | 39.644 | 38.557 | 39.695 | 38.531 | 39.719 | 36.375 | 39.948 |
| A44 | 60.574 | 57.444 | 62.502 | 62.638 | 66.113 | 63.696 | 57.182 | 64.334 | 64.184 | 63.970 | 66.543 | 64.983 | 69.367 | 62.259 | 67.205 |
| IP7 | 69.919 | 68.000 | 75.146 | 70.088 | 70.007 | 70.759 | 71.587 | 76.868 | 78.405 | 78.632 | 82.675 | 79.661 | 83.197 | 78.260 | 84.526 |
| IC2 | 32.594 | 30.733 | 36.153 | 33.456 | 36.410 | 33.939 | 30.940 | 34.957 | 34.932 | 34.737 | 36.871 | 34.795 | 35.307 | 32.085 | 34.830 |
| IC16 | 41.373 | 35.935 | 44.208 | 41.251 | 45.481 | 43.205 | 38.362 | 43.072 | 43.408 | 44.070 | 46.642 | 44.738 | 45.128 | 39.551 | 45.344 |
| IC17 | 62.141 | 61.375 | 65.215 | 64.748 | 66.384 | 65.272 | 60.652 | 69.347 | 75.868 | 75.880 | 80.736 | 74.121 | 77.859 | 72.415 | 76.601 |
| IC19 | 103.474 | 100.137 | 107.670 | 98.380 | 94.509 | 98.501 | 89.463 | 105.648 | 101.896 | 110.178 | 118.090 | 112.321 | 115.343 | 107.611 | 116.085 |
| IC20 | 57.608 | 59.493 | 52.445 | 49.651 | 46.067 | 42.930 | 42.452 | 46.993 | 44.890 | 49.415 | 53.705 | 53.654 | 65.488 | 61.893 | 52.595 |
| IC21 | 29.360 | 26.999 | 30.609 | 30.327 | 31.099 | 29.199 | 26.799 | 30.201 | 29.361 | 29.032 | 30.817 | 29.357 | 30.514 | 27.903 | 31.067 |
| IC22 | 31.722 | 28.257 | 33.862 | 33.415 | 35.938 | 34.373 | 31.542 | 35.819 | 36.415 | 34.967 | 37.843 | 35.191 | 35.057 | 30.548 | 36.910 |
| Média Ponderada | 23.239 | 24.249 | 23.778 | 23.122 | 23.101 | 22.170 | 20.162 | 22.643 | 22.356 | 23.555 | 24.350 | 23.733 | 25.454 | 25.834 | 24.927 |

TMDM


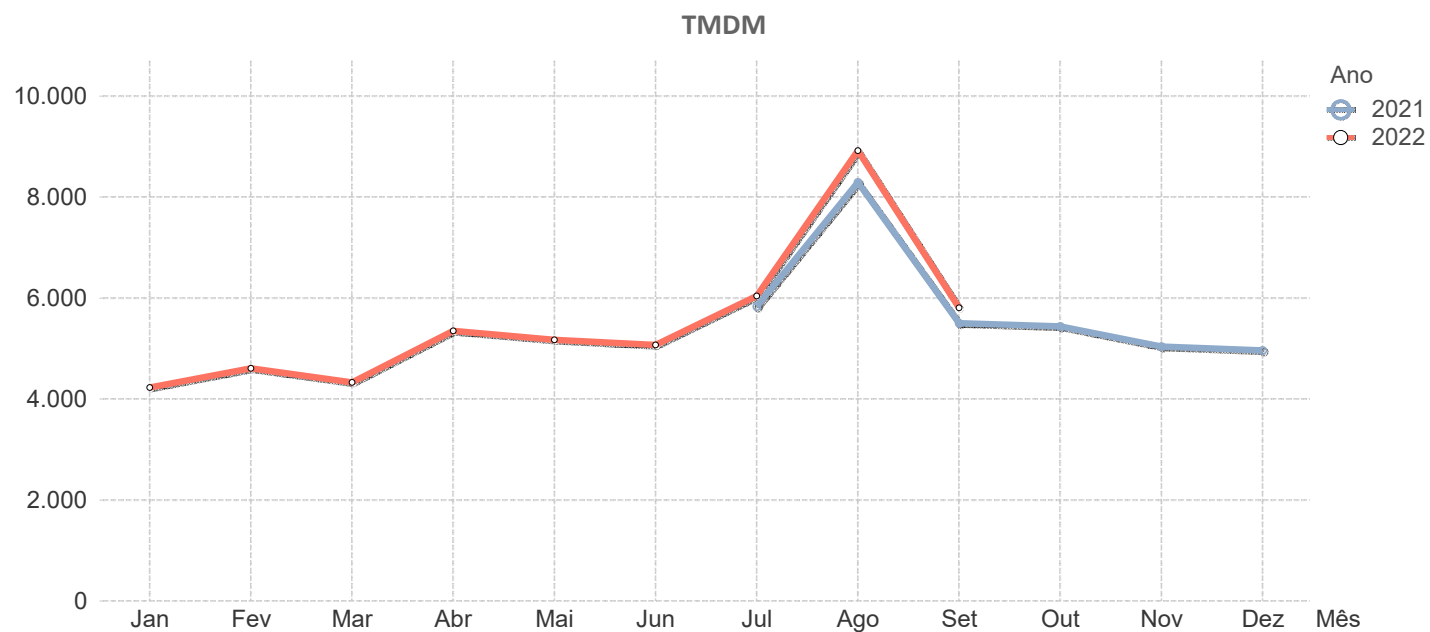
| | | Grande Lisboa | | | | | | | | | | | | | | |
|------------------------|----|---------------|---------------|---------------|---------------|---------------|---------------|---------------|---------------|---------------|---------------|---------------|---------------|---------------|---------------|---------------|
| | | 2021 | | | | | | 2022 | | | | | | | | |
| Estrada | .. | Jul | Ago | Set | Out | Nov | Dez | Jan | Fev | Mar | Abr | Mai | Jun | Jul | Ago | Set |
| A16 | .. | 27.302 | 24.845 | 29.767 | 31.299 | 31.868 | 29.412 | 26.583 | 29.828 | 29.091 | 28.812 | 31.350 | 29.529 | 30.556 | 27.604 | 32.305 |
| Média Ponderada | | 27.302 | 24.845 | 29.767 | 31.299 | 31.868 | 29.412 | 26.583 | 29.828 | 29.091 | 28.812 | 31.350 | 29.529 | 30.556 | 27.604 | 32.305 |



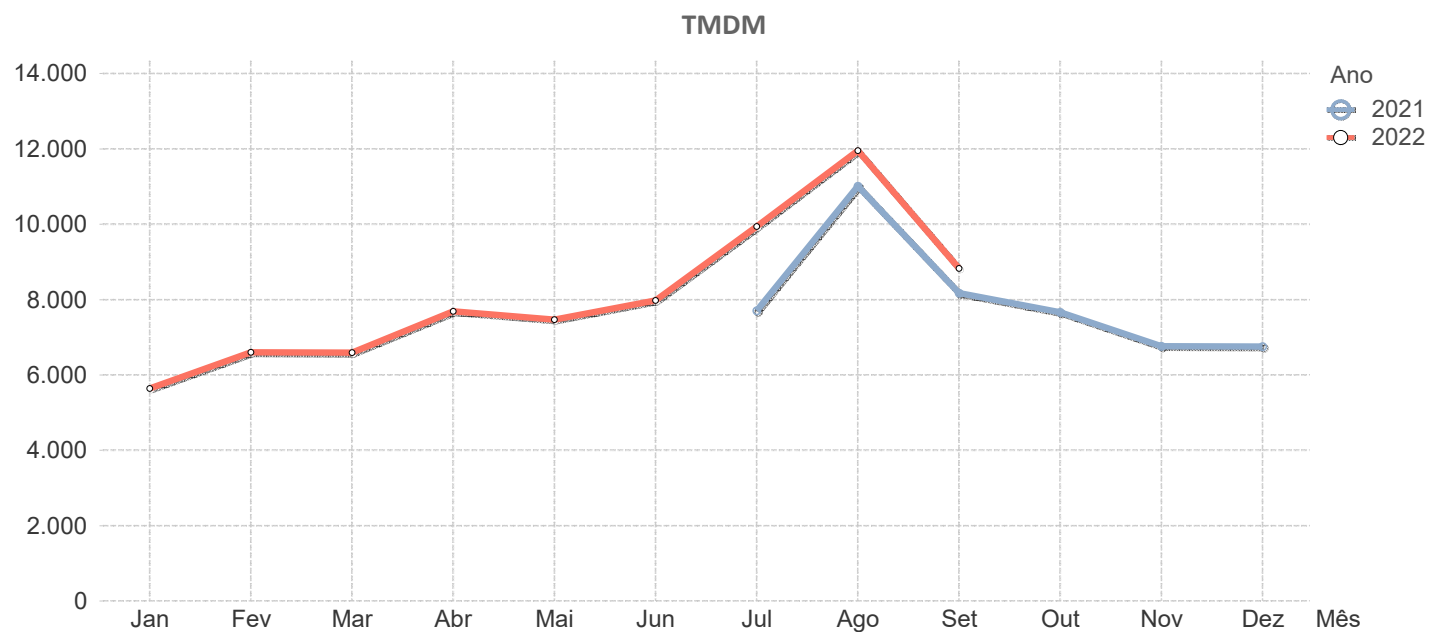
| | | Grande Porto | | | | | | | | | | | | | | |
|------------------------|----|---------------|---------------|---------------|---------------|---------------|---------------|---------------|---------------|---------------|---------------|---------------|---------------|---------------|---------------|---------------|
| | | 2021 | | | | | | 2022 | | | | | | | | |
| Estrada | .. | Jul | Ago | Set | Out | Nov | Dez | Jan | Fev | Mar | Abr | Mai | Jun | Jul | Ago | Set |
| A4 | .. | 50.720 | 49.893 | 53.569 | 54.806 | 55.894 | 52.890 | 46.132 | 52.120 | 51.027 | 54.242 | 59.298 | 57.448 | 61.010 | 55.294 | 59.120 |
| A41 | .. | 31.979 | 31.995 | 32.580 | 33.306 | 34.465 | 32.092 | 28.372 | 32.518 | 32.553 | 34.190 | 35.677 | 34.513 | 37.496 | 36.057 | 36.509 |
| A42 | .. | 16.668 | 17.020 | 16.922 | 17.266 | 17.832 | 16.742 | 15.163 | 17.270 | 16.938 | 17.282 | 18.311 | 17.534 | 19.247 | 19.121 | 18.705 |
| VRI | .. | 33.117 | 38.042 | 38.541 | 39.569 | 40.373 | 37.684 | 32.240 | 37.911 | 40.198 | 41.391 | 43.845 | 42.781 | 47.393 | 45.430 | 47.670 |
| Média Ponderada | .. | 29.540 | 29.802 | 30.634 | 31.320 | 32.235 | 30.206 | 26.677 | 30.466 | 30.307 | 31.708 | 33.656 | 32.526 | 35.231 | 33.549 | 34.326 |



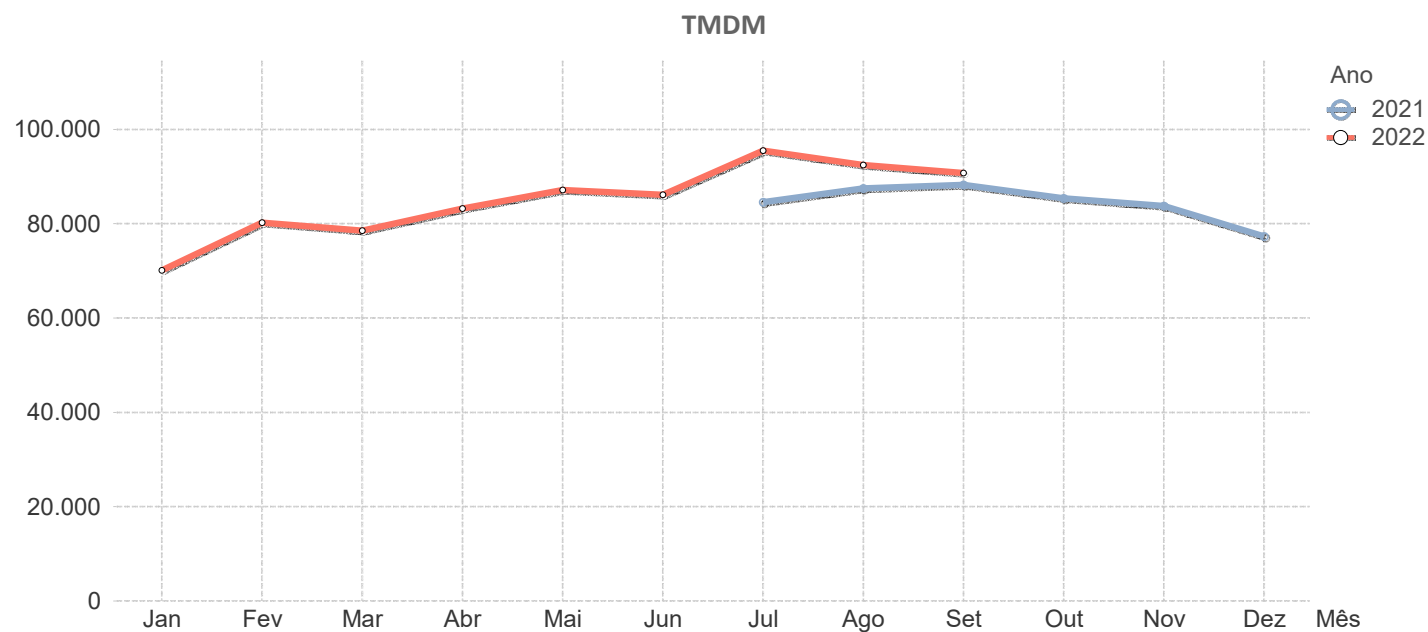
| Interior Norte | | | | | | | | | | | | | | | | |
|------------------------|----|--------------|--------------|--------------|--------------|--------------|--------------|--------------|--------------|--------------|--------------|--------------|--------------|--------------|--------------|--------------|
| | | 2021 | | | | | | 2022 | | | | | | | | |
| Estrada | .. | Jul | Ago | Set | Out | Nov | Dez | Jan | Fev | Mar | Abr | Mai | Jun | Jul | Ago | Set |
| A24 | .. | 5.834 | 8.298 | 5.501 | 5.438 | 5.041 | 4.966 | 4.227 | 4.612 | 4.334 | 5.350 | 5.177 | 5.072 | 6.041 | 8.920 | 5.809 |
| Média Ponderada | | 5.834 | 8.298 | 5.501 | 5.438 | 5.041 | 4.966 | 4.227 | 4.612 | 4.334 | 5.350 | 5.177 | 5.072 | 6.041 | 8.920 | 5.809 |



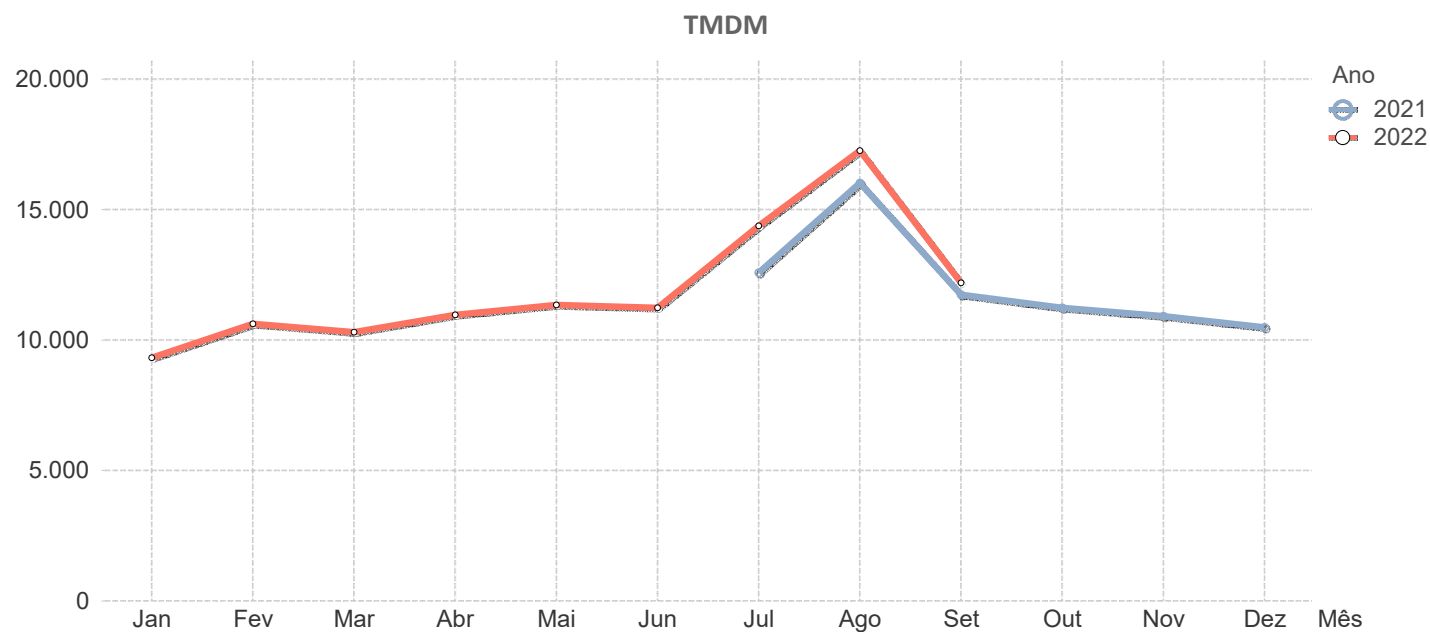
| | | Litoral Centro | | | | | | | | | | | | | | |
|------------------------|----|----------------|---------------|--------------|--------------|--------------|--------------|--------------|--------------|--------------|--------------|--------------|--------------|--------------|---------------|--------------|
| | | 2021 | | | | | | 2022 | | | | | | | | |
| Estrada | .. | Jul | Ago | Set | Out | Nov | Dez | Jan | Fev | Mar | Abr | Mai | Jun | Jul | Ago | Set |
| A17 | .. | 7.708 | 11.015 | 8.172 | 7.662 | 6.761 | 6.759 | 5.639 | 6.604 | 6.592 | 7.691 | 7.472 | 7.979 | 9.943 | 11.953 | 8.827 |
| Média Ponderada | | 7.708 | 11.015 | 8.172 | 7.662 | 6.761 | 6.759 | 5.639 | 6.604 | 6.592 | 7.691 | 7.472 | 7.979 | 9.943 | 11.953 | 8.827 |



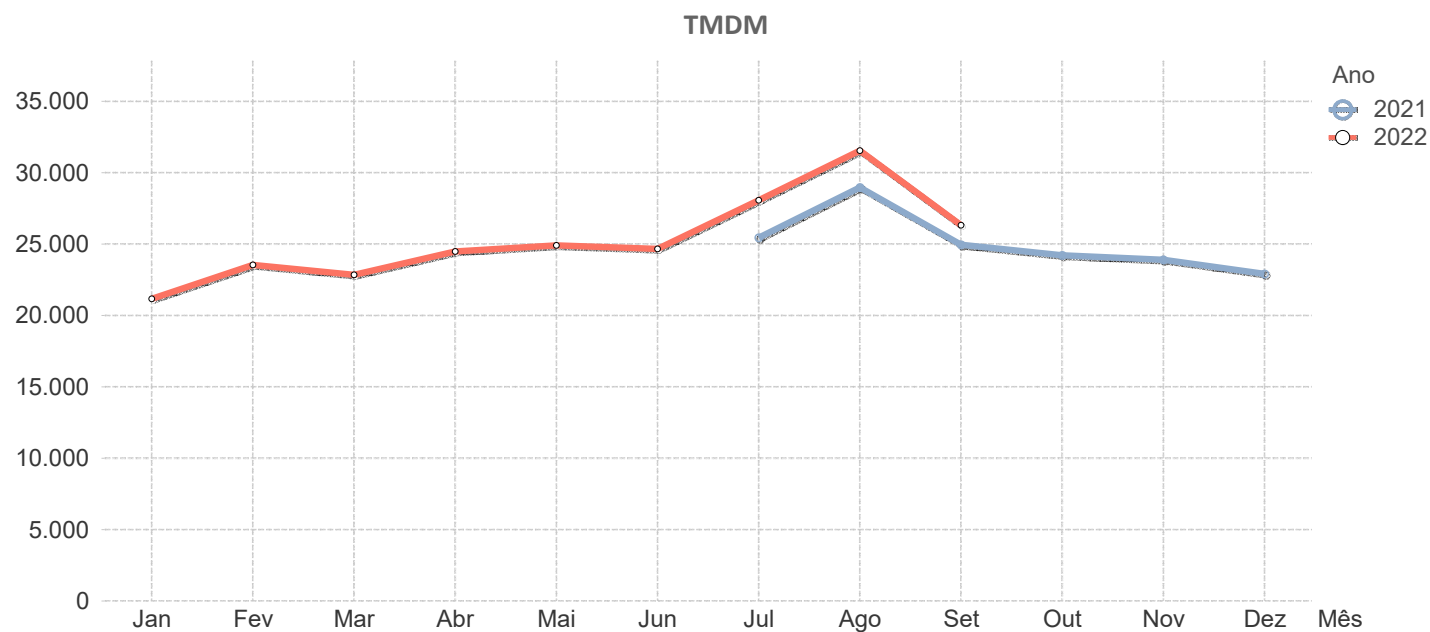
| | | Lusoponte | | | | | | | | | | | | | | |
|------------------------|----|---------------|---------------|---------------|---------------|---------------|---------------|---------------|---------------|---------------|---------------|---------------|---------------|---------------|---------------|---------------|
| | | 2021 | | | | | | 2022 | | | | | | | | |
| Estrada | .. | Jul | Ago | Set | Out | Nov | Dez | Jan | Feb | Mar | Abr | Mai | Jun | Jul | Ago | Set |
| A2 | .. | 142.321 | 147.795 | 146.577 | 141.217 | 136.178 | 127.944 | 121.170 | 136.848 | 133.200 | 139.713 | 145.760 | 145.274 | 158.697 | 153.753 | 148.019 |
| A12 | .. | 65.329 | 67.407 | 68.817 | 66.768 | 66.297 | 60.435 | 53.119 | 61.358 | 60.259 | 64.410 | 67.640 | 66.379 | 74.390 | 71.996 | 71.603 |
| Média Ponderada | .. | 84.577 | 87.504 | 88.257 | 85.380 | 83.767 | 77.312 | 70.132 | 80.231 | 78.494 | 83.236 | 87.170 | 86.103 | 95.467 | 92.435 | 90.707 |



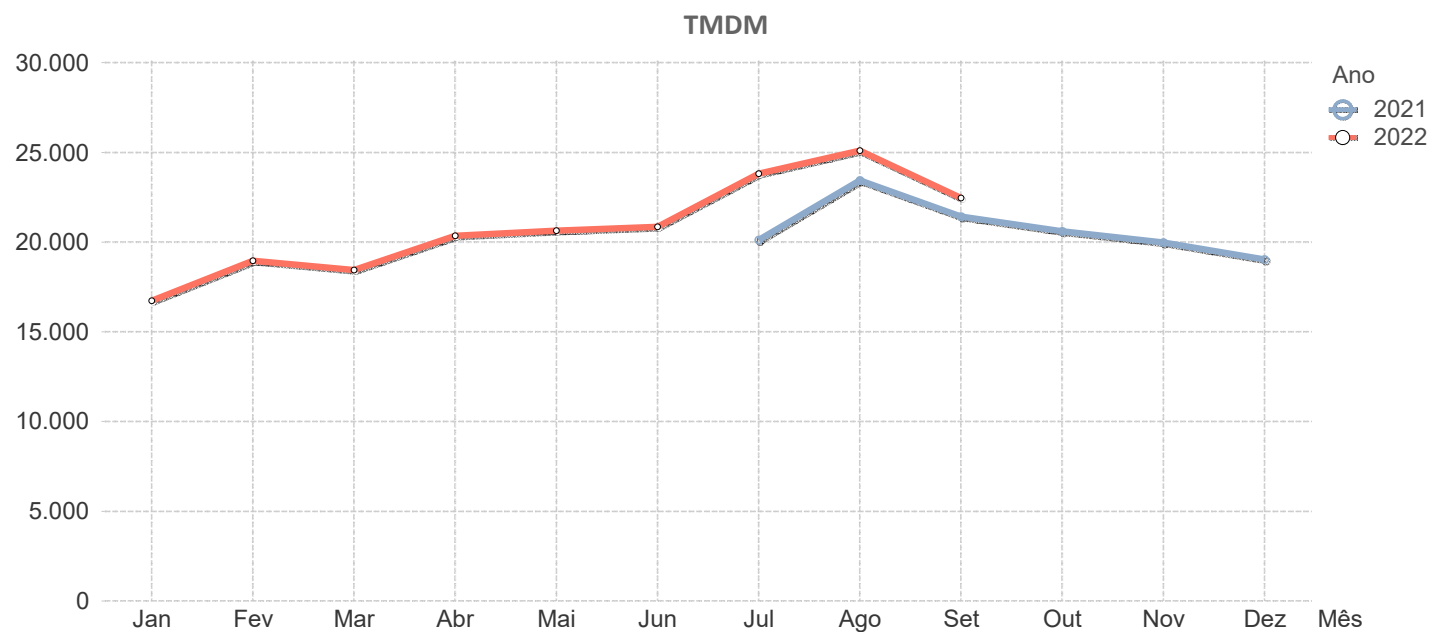
| | | Norte | | | | | | | | | | | | | | |
|------------------------|----|---------------|---------------|---------------|---------------|---------------|---------------|--------------|---------------|---------------|---------------|---------------|---------------|---------------|---------------|---------------|
| | | 2021 | | | | | | 2022 | | | | | | | | |
| Estrada | .. | Jul | Ago | Set | Out | Nov | Dez | Jan | Fev | Mar | Abr | Mai | Jun | Jul | Ago | Set |
| A7 | .. | 11.438 | 15.323 | 10.455 | 9.907 | 9.423 | 9.279 | 8.220 | 9.203 | 8.902 | 9.683 | 9.790 | 9.824 | 13.063 | 16.274 | 10.643 |
| A11 | .. | 14.267 | 17.070 | 13.641 | 13.192 | 13.131 | 12.261 | 10.942 | 12.730 | 12.368 | 12.854 | 13.658 | 13.319 | 16.320 | 18.710 | 14.470 |
| Média Ponderada | | 12.583 | 16.030 | 11.744 | 11.236 | 10.923 | 10.486 | 9.321 | 10.630 | 10.304 | 10.966 | 11.355 | 11.238 | 14.381 | 17.259 | 12.191 |



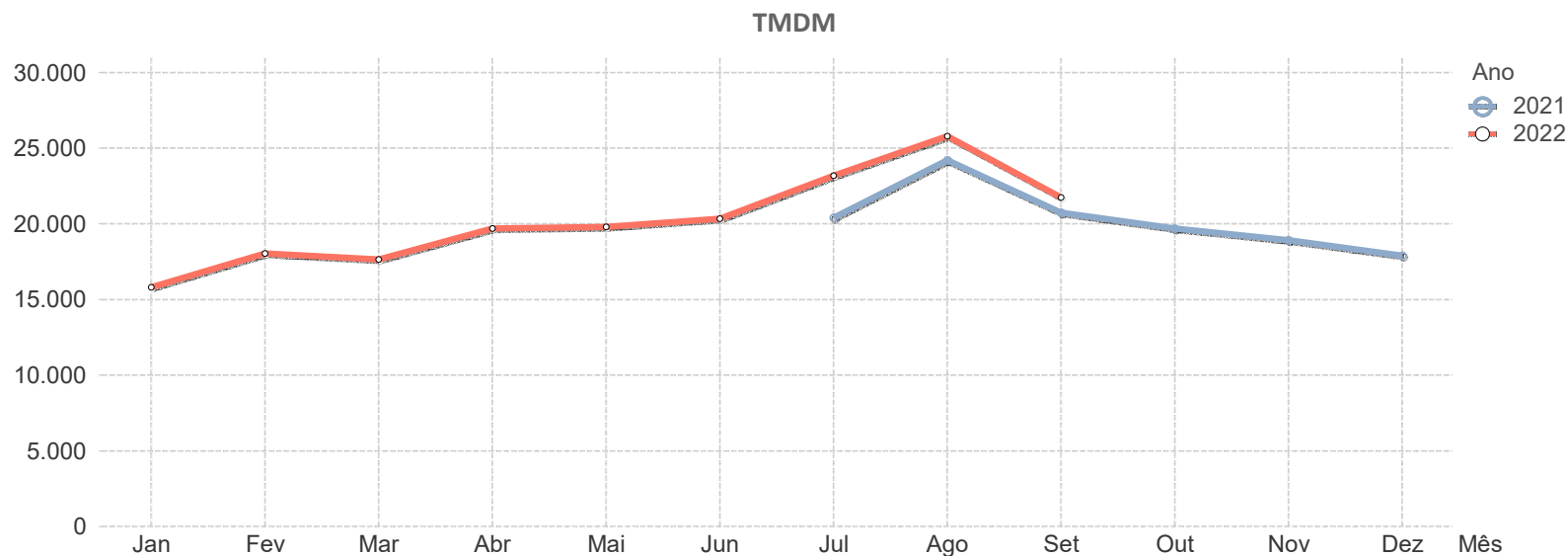
| | | Norte Litoral | | | | | | | | | | | | | | |
|------------------------|----|---------------|---------------|---------------|---------------|---------------|---------------|---------------|---------------|---------------|---------------|---------------|---------------|---------------|---------------|---------------|
| | | 2021 | | | | | | 2022 | | | | | | | | |
| Estrada | .. | Jul | Ago | Set | Out | Nov | Dez | Jan | Fev | Mar | Abr | Mai | Jun | Jul | Ago | Set |
| A27 | .. | 11.155 | 13.968 | 10.657 | 10.252 | 10.153 | 9.270 | 8.909 | 10.022 | 9.506 | 10.032 | 10.365 | 10.312 | 11.807 | 15.196 | 11.288 |
| A28 | .. | 29.441 | 33.144 | 28.924 | 28.106 | 27.731 | 26.714 | 24.592 | 27.312 | 26.565 | 28.503 | 28.958 | 28.655 | 33.050 | 36.550 | 30.929 |
| Média Ponderada | | 25.454 | 28.963 | 24.942 | 24.214 | 23.899 | 22.911 | 21.173 | 23.543 | 22.846 | 24.476 | 24.905 | 24.656 | 28.063 | 31.536 | 26.318 |



| | | Oeste | | | | | | | | | | | | | | |
|------------------------|----|---------------|---------------|---------------|---------------|---------------|---------------|---------------|---------------|---------------|---------------|---------------|---------------|---------------|---------------|---------------|
| | | 2021 | | | | | | 2022 | | | | | | | | |
| Estrada | .. | Jul | Ago | Set | Out | Nov | Dez | Jan | Fev | Mar | Abr | Mai | Jun | Jul | Ago | Set |
| A8 | .. | 24.389 | 28.349 | 26.272 | 25.402 | 24.596 | 23.484 | 20.572 | 23.345 | 22.707 | 25.061 | 25.378 | 25.542 | 28.982 | 30.444 | 27.596 |
| A15 | .. | 6.315 | 7.569 | 5.749 | 5.105 | 5.083 | 4.661 | 4.364 | 4.830 | 4.661 | 5.200 | 5.363 | 5.719 | 7.145 | 7.827 | 5.851 |
| Média Ponderada | .. | 20.115 | 23.435 | 21.419 | 20.602 | 19.982 | 19.033 | 16.740 | 18.967 | 18.440 | 20.364 | 20.645 | 20.855 | 23.818 | 25.096 | 22.453 |



| Concessão | Ano Mês | 2021 | | | | | | 2022 | | | | | | | | |
|--------------------------|------------|---------------|---------------|---------------|---------------|---------------|---------------|---------------|---------------|---------------|---------------|---------------|---------------|---------------|---------------|---------------|
| | | Jul | Ago | Set | Out | Nov | Dez | Jan | Fev | Mar | Abr | Mai | Jun | Jul | Ago | Set |
| Algarve | | 17.084 | 25.554 | 17.584 | 14.881 | 12.082 | 9.856 | 9.235 | 11.332 | 11.146 | 14.862 | 15.048 | 17.936 | 23.559 | 29.368 | 19.561 |
| Beira Interior | | 7.785 | 10.294 | 7.485 | 7.380 | 7.002 | 7.093 | 5.889 | 6.441 | 6.377 | 7.744 | 6.817 | 7.456 | 8.946 | 11.369 | 7.868 |
| Beiras Litoral e Alta | | 11.093 | 14.239 | 10.438 | 10.310 | 9.931 | 9.666 | 8.567 | 9.548 | 9.408 | 10.657 | 9.934 | 10.137 | 12.808 | 16.328 | 11.302 |
| Brisa | | 25.266 | 31.160 | 25.788 | 23.909 | 22.542 | 21.237 | 18.274 | 21.114 | 20.548 | 23.698 | 23.510 | 25.020 | 28.507 | 32.460 | 26.801 |
| Costa de Prata | | 23.944 | 26.072 | 24.134 | 23.535 | 23.480 | 21.723 | 19.941 | 22.691 | 22.774 | 24.029 | 24.120 | 23.602 | 26.865 | 27.885 | 25.004 |
| Douro Litoral | | 11.748 | 12.614 | 11.888 | 12.084 | 12.256 | 11.302 | 9.847 | 11.426 | 11.319 | 11.635 | 12.066 | 11.774 | 13.403 | 13.807 | 12.942 |
| Grande Lisboa | | 27.302 | 24.845 | 29.767 | 31.299 | 31.868 | 29.412 | 26.583 | 29.828 | 29.091 | 28.812 | 31.350 | 29.529 | 30.556 | 27.604 | 32.305 |
| Grande Porto | | 29.540 | 29.802 | 30.634 | 31.320 | 32.235 | 30.206 | 26.677 | 30.466 | 30.307 | 31.708 | 33.656 | 32.526 | 35.231 | 33.549 | 34.326 |
| Infraestruturas de Po... | | 23.239 | 24.249 | 23.778 | 23.122 | 23.101 | 22.170 | 20.162 | 22.643 | 22.356 | 23.555 | 24.350 | 23.733 | 25.454 | 25.834 | 24.927 |
| Interior Norte | | 5.834 | 8.298 | 5.501 | 5.438 | 5.041 | 4.966 | 4.227 | 4.612 | 4.334 | 5.350 | 5.177 | 5.072 | 6.041 | 8.920 | 5.809 |
| Litoral Centro | | 7.708 | 11.015 | 8.172 | 7.662 | 6.761 | 6.759 | 5.639 | 6.604 | 6.592 | 7.691 | 7.472 | 7.979 | 9.943 | 11.953 | 8.827 |
| Lusoponte | | 84.577 | 87.504 | 88.257 | 85.380 | 83.767 | 77.312 | 70.132 | 80.231 | 78.494 | 83.236 | 87.170 | 86.103 | 95.467 | 92.435 | 90.707 |
| Norte | | 12.583 | 16.030 | 11.744 | 11.236 | 10.923 | 10.486 | 9.321 | 10.630 | 10.304 | 10.966 | 11.355 | 11.238 | 14.381 | 17.259 | 12.191 |
| Norte Litoral | | 25.454 | 28.963 | 24.942 | 24.214 | 23.899 | 22.911 | 21.173 | 23.543 | 22.846 | 24.476 | 24.905 | 24.656 | 28.063 | 31.536 | 26.318 |
| Oeste | | 20.115 | 23.435 | 21.419 | 20.602 | 19.982 | 19.033 | 16.740 | 18.967 | 18.440 | 20.364 | 20.645 | 20.855 | 23.818 | 25.096 | 22.453 |
| Média Ponderada | | 20.411 | 24.212 | 20.731 | 19.690 | 18.933 | 17.903 | 15.806 | 18.039 | 17.660 | 19.687 | 19.797 | 20.345 | 23.191 | 25.796 | 21.751 |

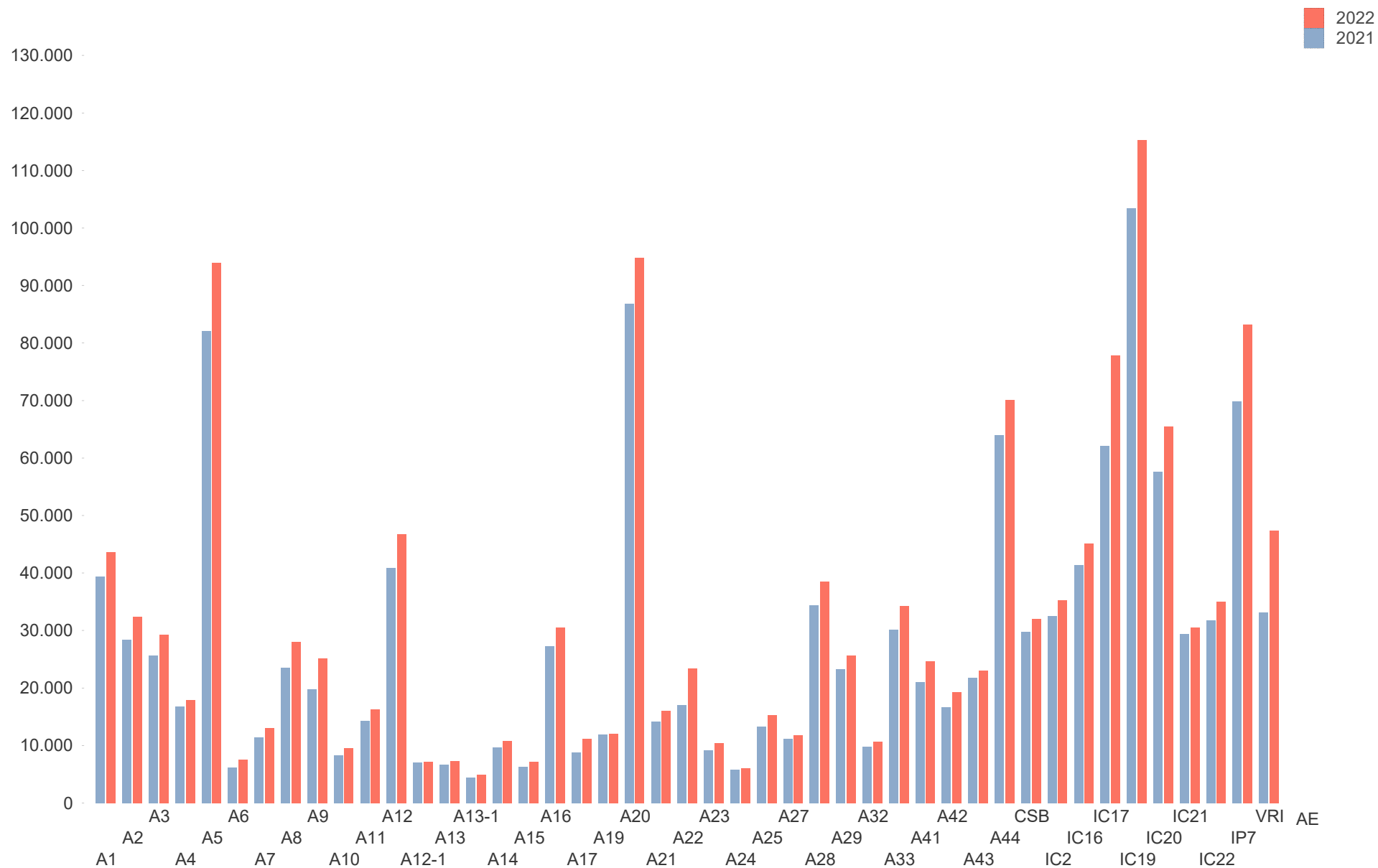


C

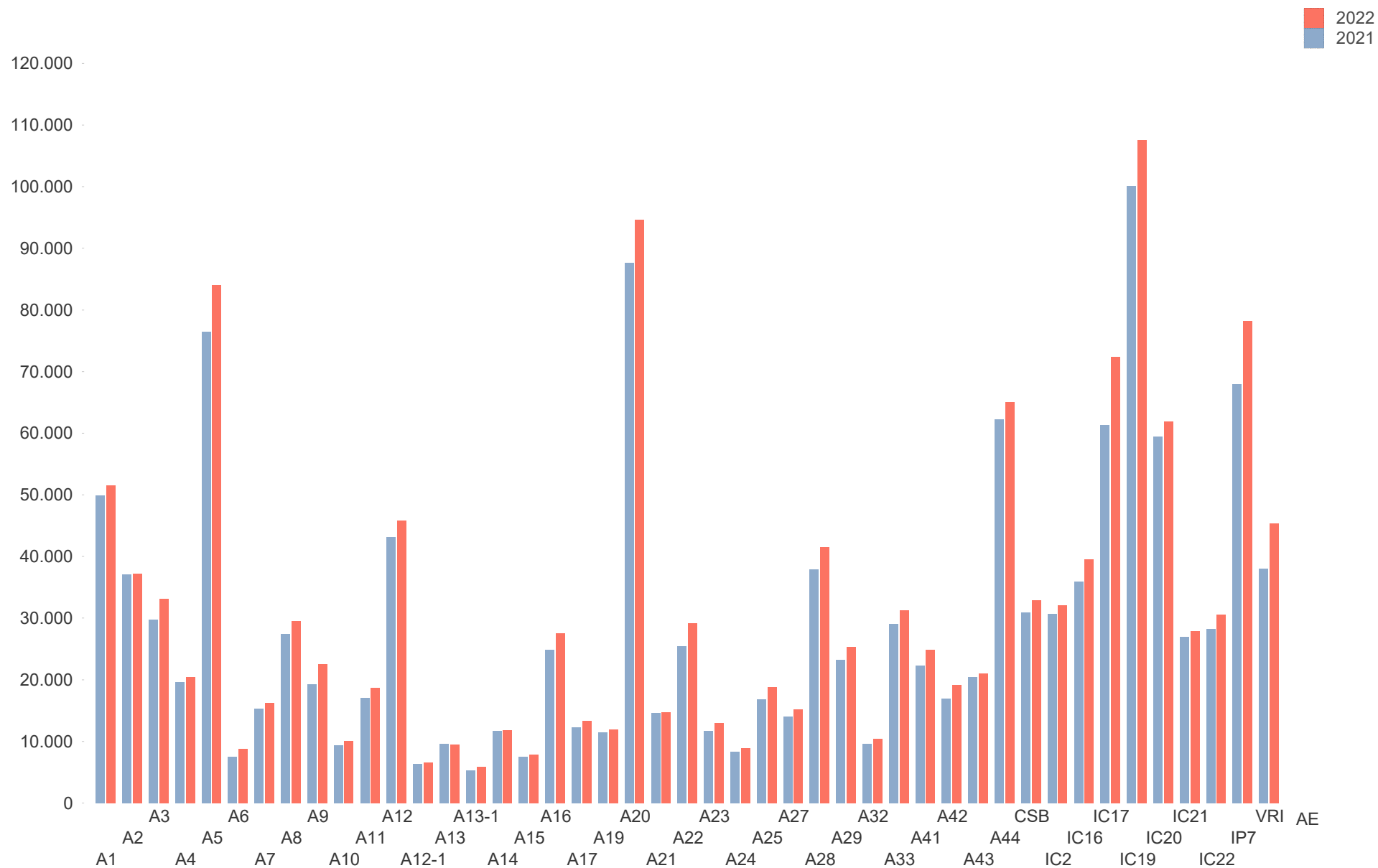
Variação do Tráfego Médio Diário por Trimestre

| Estrada | Mês | Jul | | | Ago | | | Set | | |
|------------------------|---------------|---------------|--------------|---------------|---------------|-------------|---------------|---------------|-------------|--|
| | 2021 | 2022 | Var. | 2021 | 2022 | Var. | 2021 | 2022 | Var. | |
| A1 | 39.407 | 43.661 | 10,8% | 49.876 | 51.495 | 3,2% | 41.513 | 43.161 | 4,0% | |
| A2 | 28.463 | 32.380 | 13,8% | 37.122 | 37.238 | 0,3% | 26.496 | 27.023 | 2,0% | |
| A3 | 25.621 | 29.234 | 14,1% | 29.736 | 33.113 | 11,4% | 26.802 | 28.248 | 5,4% | |
| A4 | 16.754 | 17.962 | 7,2% | 19.612 | 20.482 | 4,4% | 16.773 | 17.219 | 2,7% | |
| A5 | 82.087 | 94.016 | 14,5% | 76.496 | 84.033 | 9,9% | 91.131 | 95.055 | 4,3% | |
| A6 | 6.176 | 7.589 | 22,9% | 7.443 | 8.793 | 18,1% | 6.471 | 7.131 | 10,2% | |
| A7 | 11.438 | 13.063 | 14,2% | 15.323 | 16.274 | 6,2% | 10.455 | 10.643 | 1,8% | |
| A8 | 23.587 | 28.024 | 18,8% | 27.465 | 29.502 | 7,4% | 25.390 | 26.676 | 5,1% | |
| A9 | 19.828 | 25.109 | 26,6% | 19.272 | 22.570 | 17,1% | 23.254 | 26.374 | 13,4% | |
| A10 | 8.301 | 9.500 | 14,4% | 9.388 | 10.076 | 7,3% | 8.754 | 9.290 | 6,1% | |
| A11 | 14.267 | 16.320 | 14,4% | 17.070 | 18.710 | 9,6% | 13.641 | 14.470 | 6,1% | |
| A12 | 40.837 | 46.785 | 14,6% | 43.151 | 45.812 | 6,2% | 42.377 | 44.004 | 3,8% | |
| A12-1 | 6.987 | 7.229 | 3,5% | 6.379 | 6.586 | 3,2% | 7.258 | 7.135 | -1,7% | |
| A13 | 6.730 | 7.317 | 8,7% | 9.580 | 9.539 | -0,4% | 6.413 | 6.547 | 2,1% | |
| A13-1 | 4.415 | 4.920 | 11,4% | 5.313 | 5.891 | 10,9% | 4.785 | 4.626 | -3,3% | |
| A14 | 9.678 | 10.742 | 11,0% | 11.655 | 11.792 | 1,2% | 8.727 | 8.438 | -3,3% | |
| A15 | 6.315 | 7.145 | 13,1% | 7.569 | 7.827 | 3,4% | 5.749 | 5.851 | 1,8% | |
| A16 | 27.302 | 30.556 | 11,9% | 24.845 | 27.604 | 11,1% | 29.767 | 32.305 | 8,5% | |
| A17 | 8.837 | 11.203 | 26,8% | 12.280 | 13.340 | 8,6% | 9.272 | 9.997 | 7,8% | |
| A19 | 11.851 | 12.062 | 1,8% | 11.458 | 11.979 | 4,5% | 12.091 | 12.476 | 3,2% | |
| A20 | 86.909 | 94.822 | 9,1% | 87.664 | 94.681 | 8,0% | 89.083 | 95.152 | 6,8% | |
| A21 | 14.172 | 16.031 | 13,1% | 14.622 | 14.708 | 0,6% | 14.521 | 14.625 | 0,7% | |
| A22 | 16.987 | 23.443 | 38,0% | 25.401 | 29.247 | 15,1% | 17.478 | 19.461 | 11,3% | |
| A23 | 9.205 | 10.440 | 13,4% | 11.720 | 12.963 | 10,6% | 8.895 | 9.410 | 5,8% | |
| A24 | 5.815 | 6.022 | 3,6% | 8.274 | 8.885 | 7,4% | 5.490 | 5.793 | 5,5% | |
| A25 | 13.357 | 15.336 | 14,8% | 16.802 | 18.827 | 12,1% | 12.619 | 13.457 | 6,6% | |
| A27 | 11.155 | 11.807 | 5,8% | 13.968 | 15.196 | 8,8% | 10.657 | 11.288 | 5,9% | |
| A28 | 34.391 | 38.484 | 11,9% | 37.951 | 41.513 | 9,4% | 34.170 | 36.566 | 7,0% | |
| A29 | 23.259 | 25.639 | 10,2% | 23.224 | 25.295 | 8,9% | 24.005 | 24.913 | 3,8% | |
| A32 | 9.757 | 10.663 | 9,3% | 9.586 | 10.482 | 9,3% | 9.848 | 10.440 | 6,0% | |
| A33 | 30.118 | 34.196 | 13,5% | 29.059 | 31.341 | 7,9% | 30.511 | 31.858 | 4,4% | |
| A41 | 21.034 | 24.659 | 17,2% | 22.290 | 24.821 | 11,4% | 21.355 | 23.803 | 11,5% | |
| A42 | 16.668 | 19.247 | 15,5% | 17.020 | 19.121 | 12,3% | 16.922 | 18.705 | 10,5% | |
| A43 | 21.747 | 22.967 | 5,6% | 20.456 | 21.050 | 2,9% | 22.431 | 23.109 | 3,0% | |
| A44 | 63.957 | 70.107 | 9,6% | 62.228 | 65.051 | 4,5% | 65.257 | 67.513 | 3,5% | |
| CSB | 29.742 | 31.999 | 7,6% | 30.931 | 32.937 | 6,5% | 30.599 | 32.531 | 6,3% | |
| VRI | 33.117 | 47.393 | 43,1% | 38.042 | 45.430 | 19,4% | 38.541 | 47.670 | 23,7% | |
| IP7 | 69.919 | 83.197 | 19,0% | 68.000 | 78.260 | 15,1% | 75.146 | 84.526 | 12,5% | |
| IC2 | 32.594 | 35.307 | 8,3% | 30.733 | 32.085 | 4,4% | 36.153 | 34.830 | -3,7% | |
| IC16 | 41.373 | 45.128 | 9,1% | 35.935 | 39.551 | 10,1% | 44.208 | 45.344 | 2,6% | |
| IC17 | 62.141 | 77.859 | 25,3% | 61.375 | 72.415 | 18,0% | 65.215 | 76.601 | 17,5% | |
| IC19 | 103.474 | 115.343 | 11,5% | 100.137 | 107.611 | 7,5% | 107.670 | 116.085 | 7,8% | |
| IC20 | 57.608 | 65.488 | 13,7% | 59.493 | 61.893 | 4,0% | 52.445 | 52.595 | 0,3% | |
| IC21 | 29.360 | 30.514 | 3,9% | 26.999 | 27.903 | 3,3% | 30.609 | 31.067 | 1,5% | |
| IC22 | 31.722 | 35.057 | 10,5% | 28.257 | 30.548 | 8,1% | 33.862 | 36.910 | 9,0% | |
| Média Ponderada | 20.411 | 23.191 | 13,6% | 24.212 | 25.796 | 6,5% | 20.731 | 21.751 | 4,9% | |

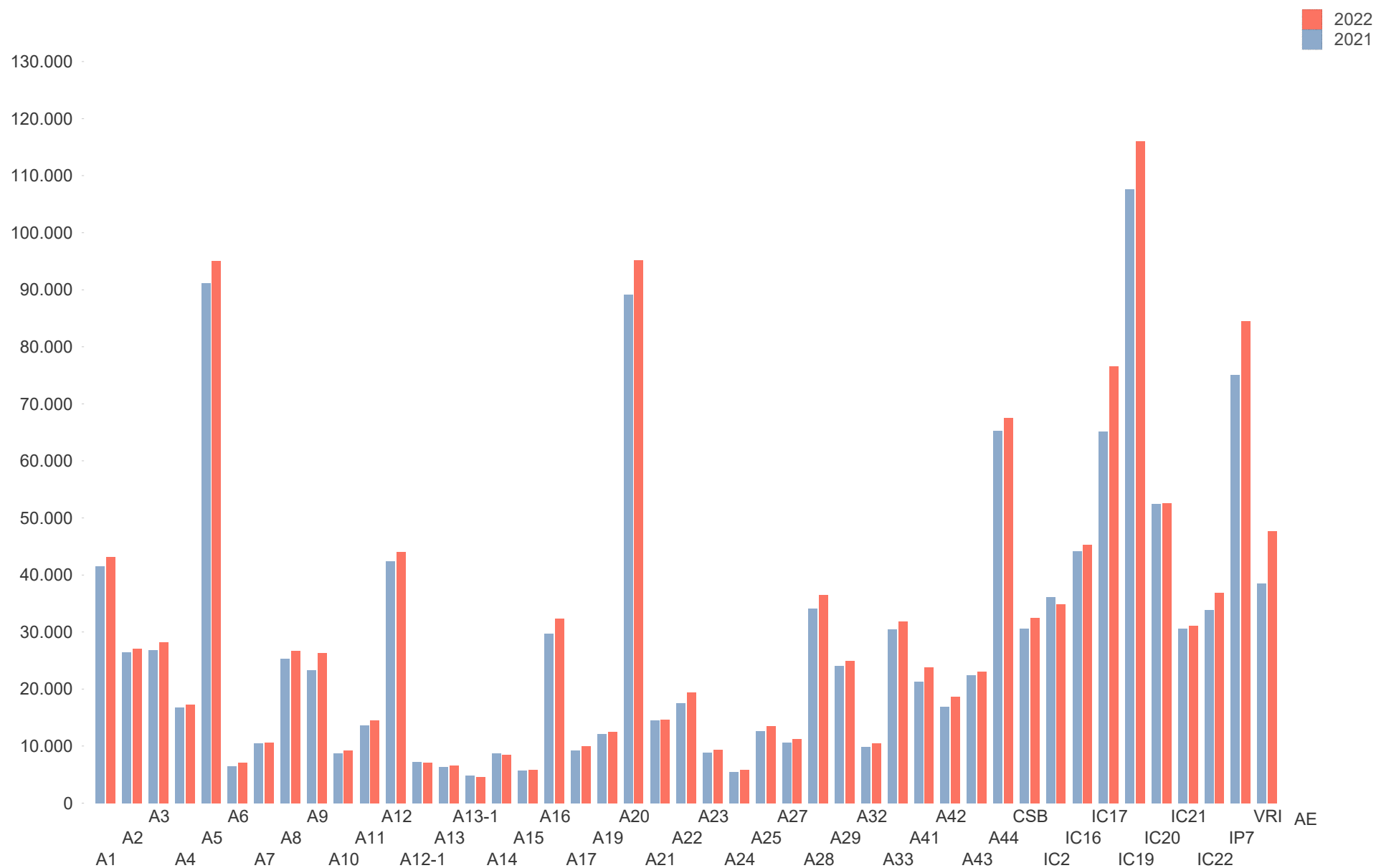
Variação do Tráfego Médio Diário por Estrada em períodos homólogos - Jul



Varição do Tráfego Médio Diário por Estrada em períodos homólogos - Ago

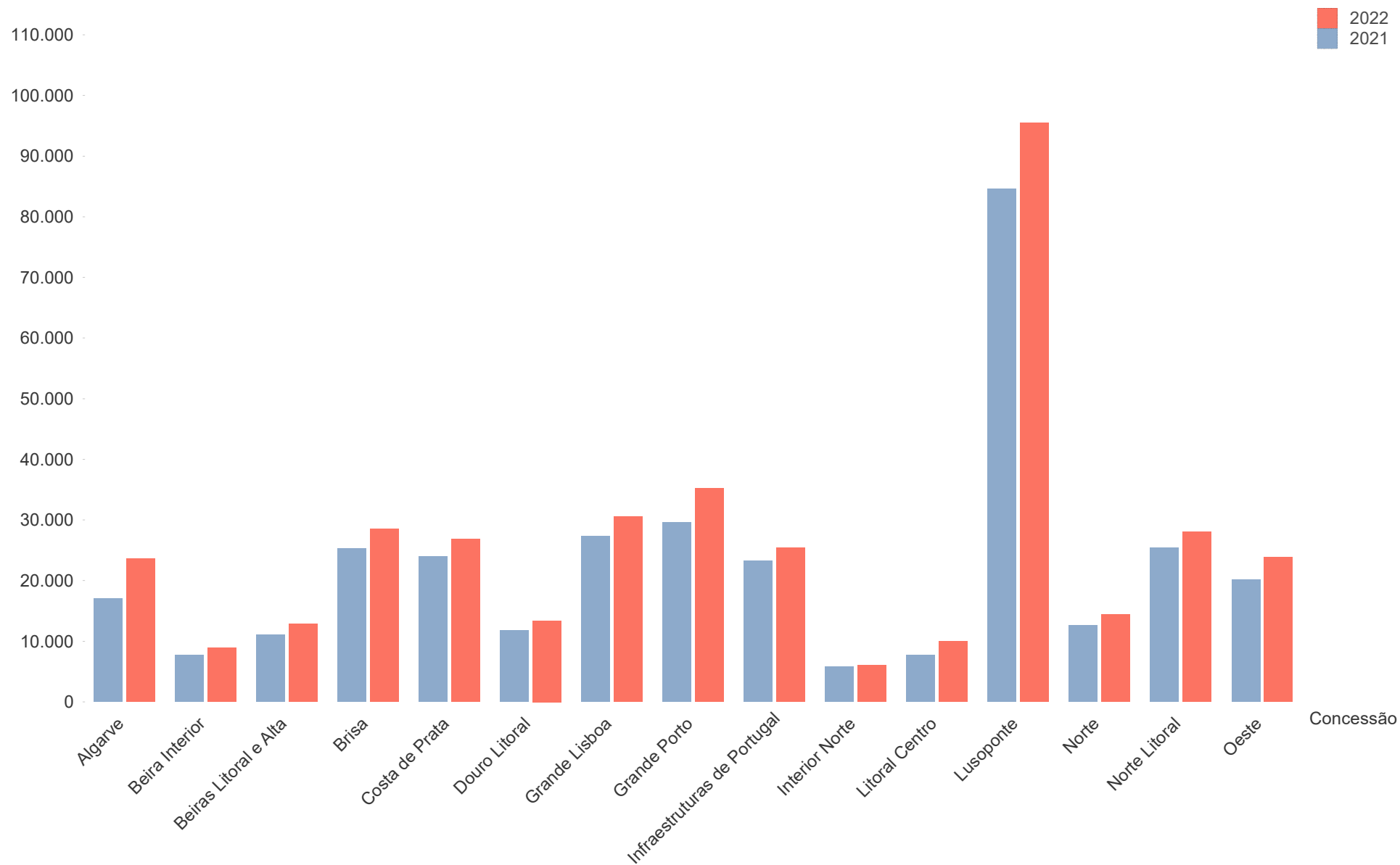


Varição do Tráfego Médio Diário por Estrada em períodos homólogos - Set

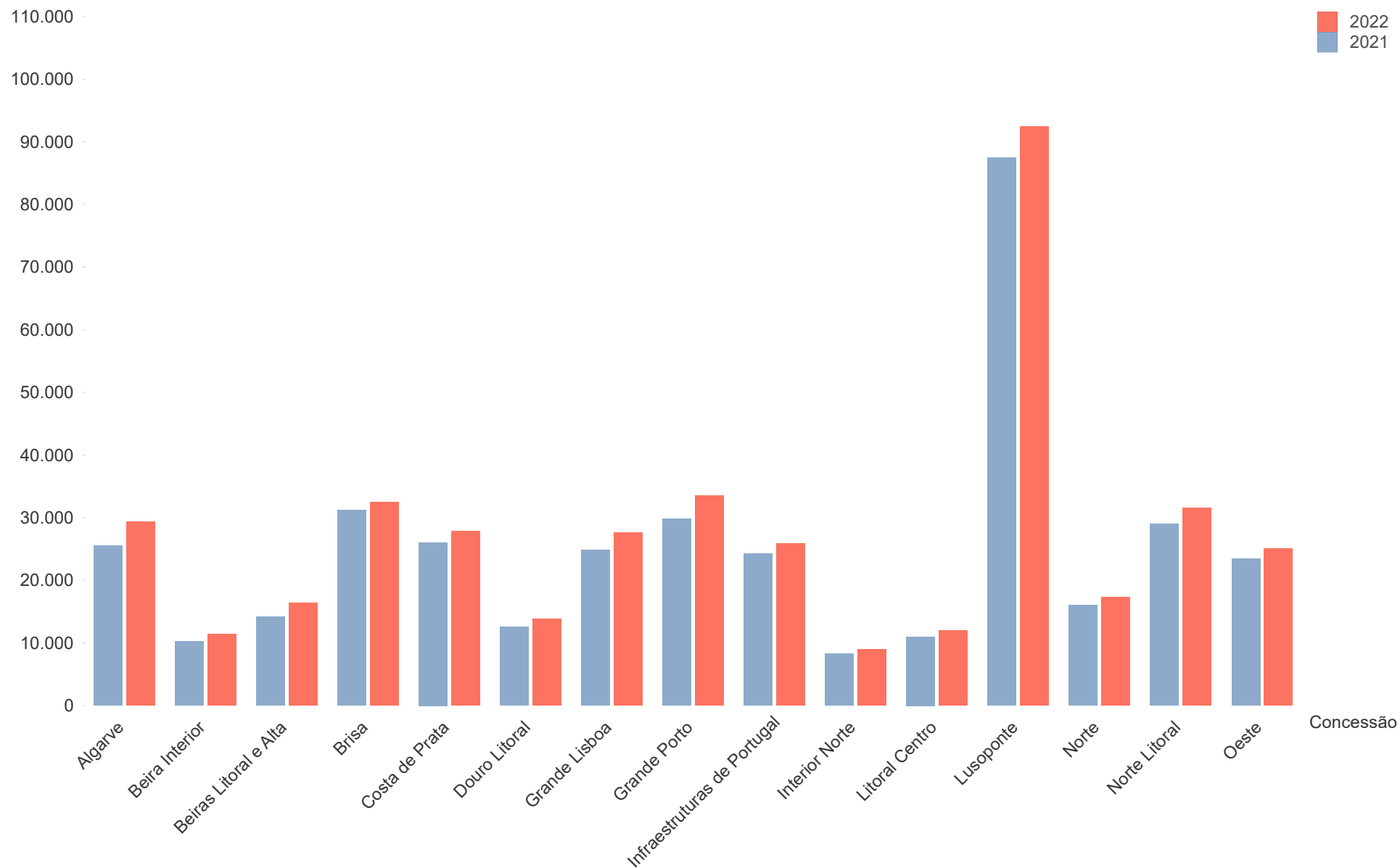


| Mês | Jul | | | | Ago | | | | Set | | | |
|-----------------------------|---------------|---------------|--------------|----------|---------------|---------------|-------------|----------|---------------|---------------|-------------|----------|
| | 2021 | 2022 | Var. | | 2021 | 2022 | Var. | | 2021 | 2022 | Var. | |
| Concessão | 2021 | 2022 | Var. | | 2021 | 2022 | Var. | | 2021 | 2022 | Var. | |
| Algarve | 17.084 | 23.559 | 37,9% | ↑ | 25.554 | 29.368 | 14,9% | ↑ | 17.584 | 19.561 | 11,2% | ↑ |
| Beira Interior | 7.785 | 8.946 | 14,9% | ↑ | 10.294 | 11.369 | 10,4% | ↑ | 7.485 | 7.868 | 5,1% | ↑ |
| Beiras Litoral e Alta | 11.093 | 12.808 | 15,5% | ↑ | 14.239 | 16.328 | 14,7% | ↑ | 10.438 | 11.302 | 8,3% | ↑ |
| Brisa | 25.266 | 28.507 | 12,8% | ↑ | 31.160 | 32.460 | 4,2% | ↑ | 25.788 | 26.801 | 3,9% | ↑ |
| Costa de Prata | 23.944 | 26.865 | 12,2% | ↑ | 26.072 | 27.885 | 7,0% | ↑ | 24.134 | 25.004 | 3,6% | ↑ |
| Douro Litoral | 11.748 | 13.403 | 14,1% | ↑ | 12.614 | 13.807 | 9,5% | ↑ | 11.888 | 12.942 | 8,9% | ↑ |
| Grande Lisboa | 27.302 | 30.556 | 11,9% | ↑ | 24.845 | 27.604 | 11,1% | ↑ | 29.767 | 32.305 | 8,5% | ↑ |
| Grande Porto | 29.540 | 35.231 | 19,3% | ↑ | 29.802 | 33.549 | 12,6% | ↑ | 30.634 | 34.326 | 12,1% | ↑ |
| Infraestruturas de Portugal | 23.239 | 25.454 | 9,5% | ↑ | 24.249 | 25.834 | 6,5% | ↑ | 23.778 | 24.927 | 4,8% | ↑ |
| Interior Norte | 5.834 | 6.041 | 3,6% | ↑ | 8.298 | 8.920 | 7,5% | ↑ | 5.501 | 5.809 | 5,6% | ↑ |
| Litoral Centro | 7.708 | 9.943 | 29,0% | ↑ | 11.015 | 11.953 | 8,5% | ↑ | 8.172 | 8.827 | 8,0% | ↑ |
| Lusoponte | 84.577 | 95.467 | 12,9% | ↑ | 87.504 | 92.435 | 5,6% | ↑ | 88.257 | 90.707 | 2,8% | ↑ |
| Norte | 12.583 | 14.381 | 14,3% | ↑ | 16.030 | 17.259 | 7,7% | ↑ | 11.744 | 12.191 | 3,8% | ↑ |
| Norte Litoral | 25.454 | 28.063 | 10,2% | ↑ | 28.963 | 31.536 | 8,9% | ↑ | 24.942 | 26.318 | 5,5% | ↑ |
| Oeste | 20.115 | 23.818 | 18,4% | ↑ | 23.435 | 25.096 | 7,1% | ↑ | 21.419 | 22.453 | 4,8% | ↑ |
| Média Ponderada | 20.411 | 23.191 | 13,6% | ↑ | 24.212 | 25.796 | 6,5% | ↑ | 20.731 | 21.751 | 4,9% | ↑ |

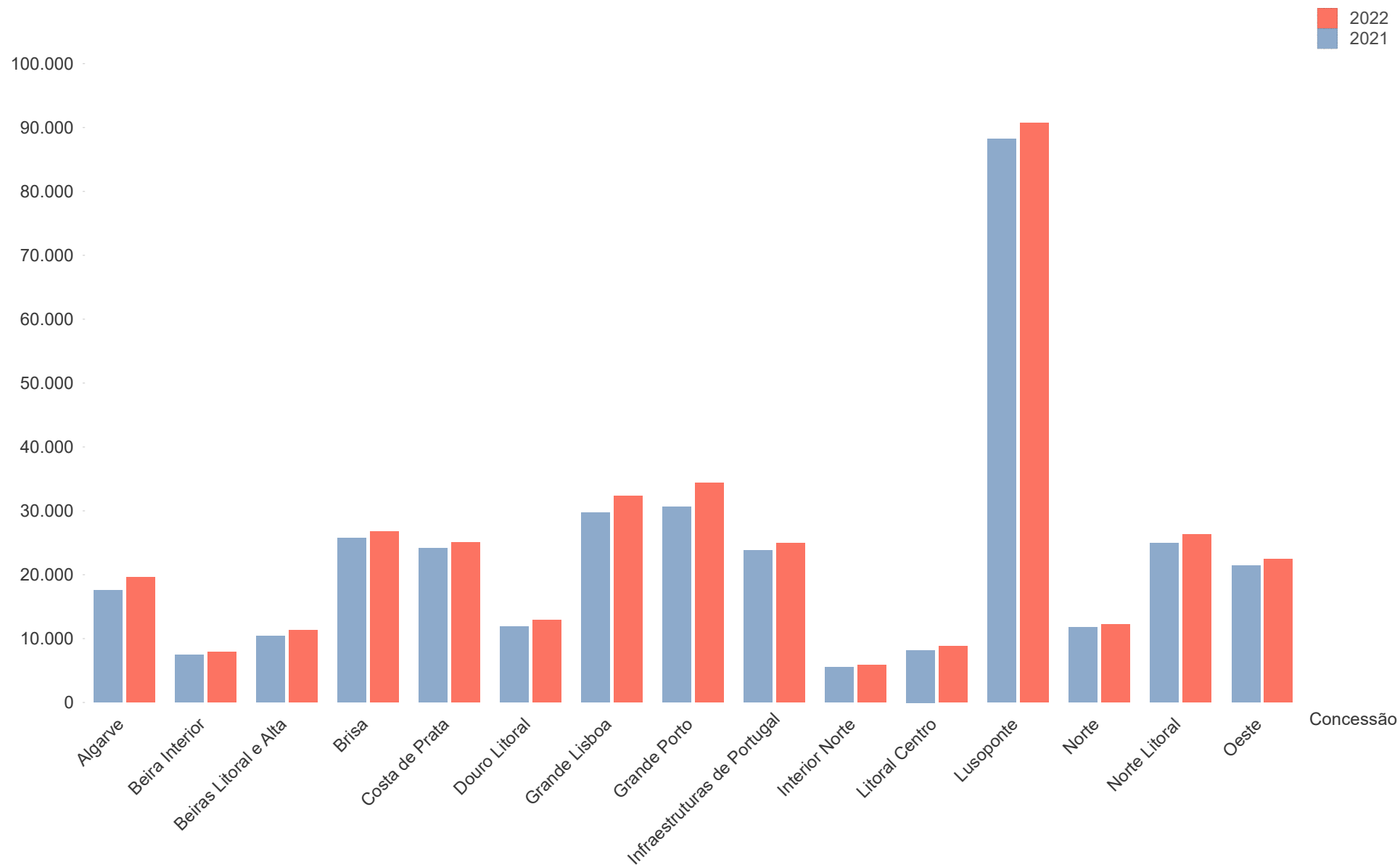
Variação do Tráfego Médio Diário por Concessão em períodos homólogos - Jul



Variação do Tráfego Médio Diário por Concessão em períodos homólogos - Ago



Variação do Tráfego Médio Diário por Concessão em períodos homólogos - Set

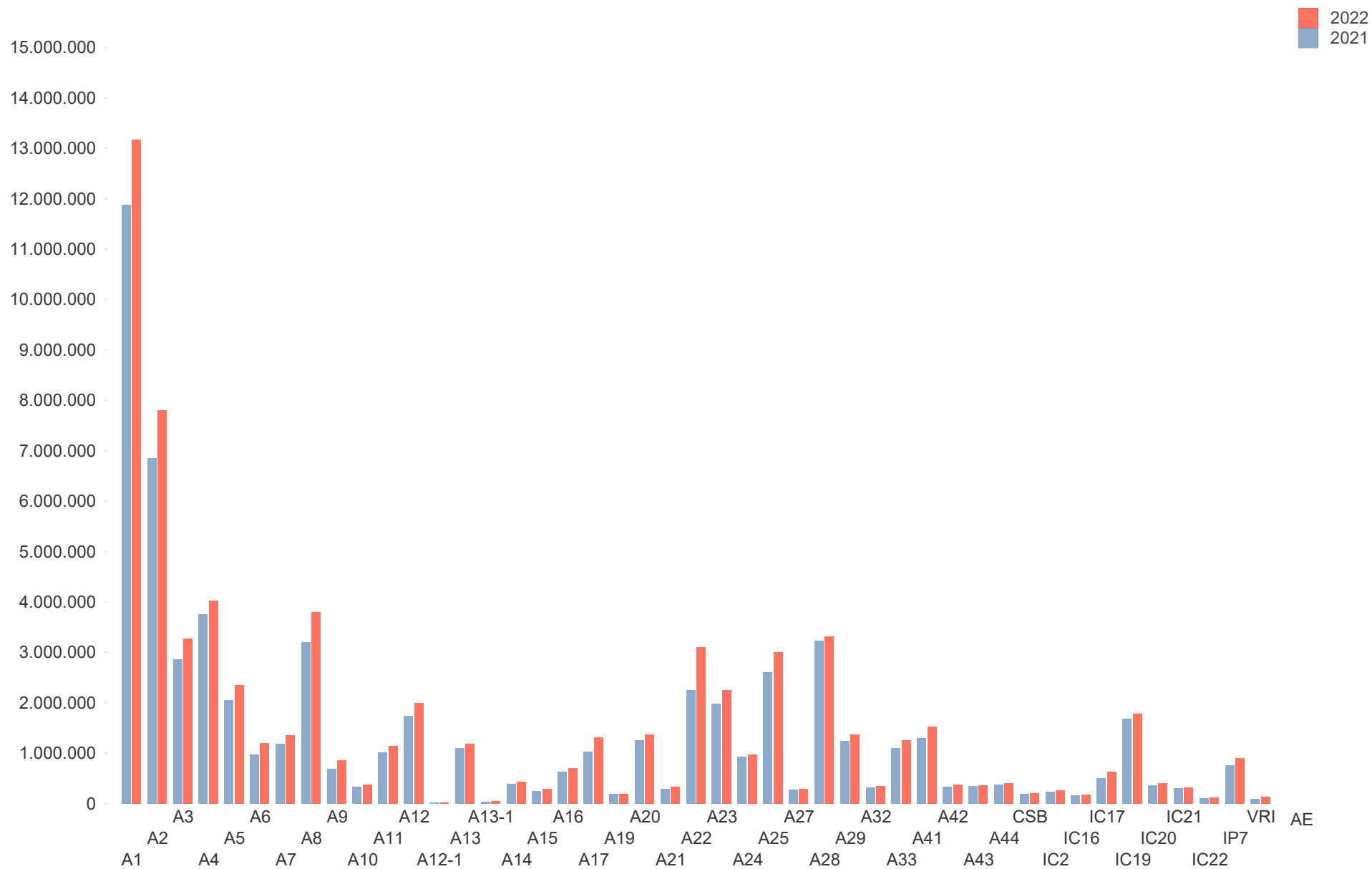


D

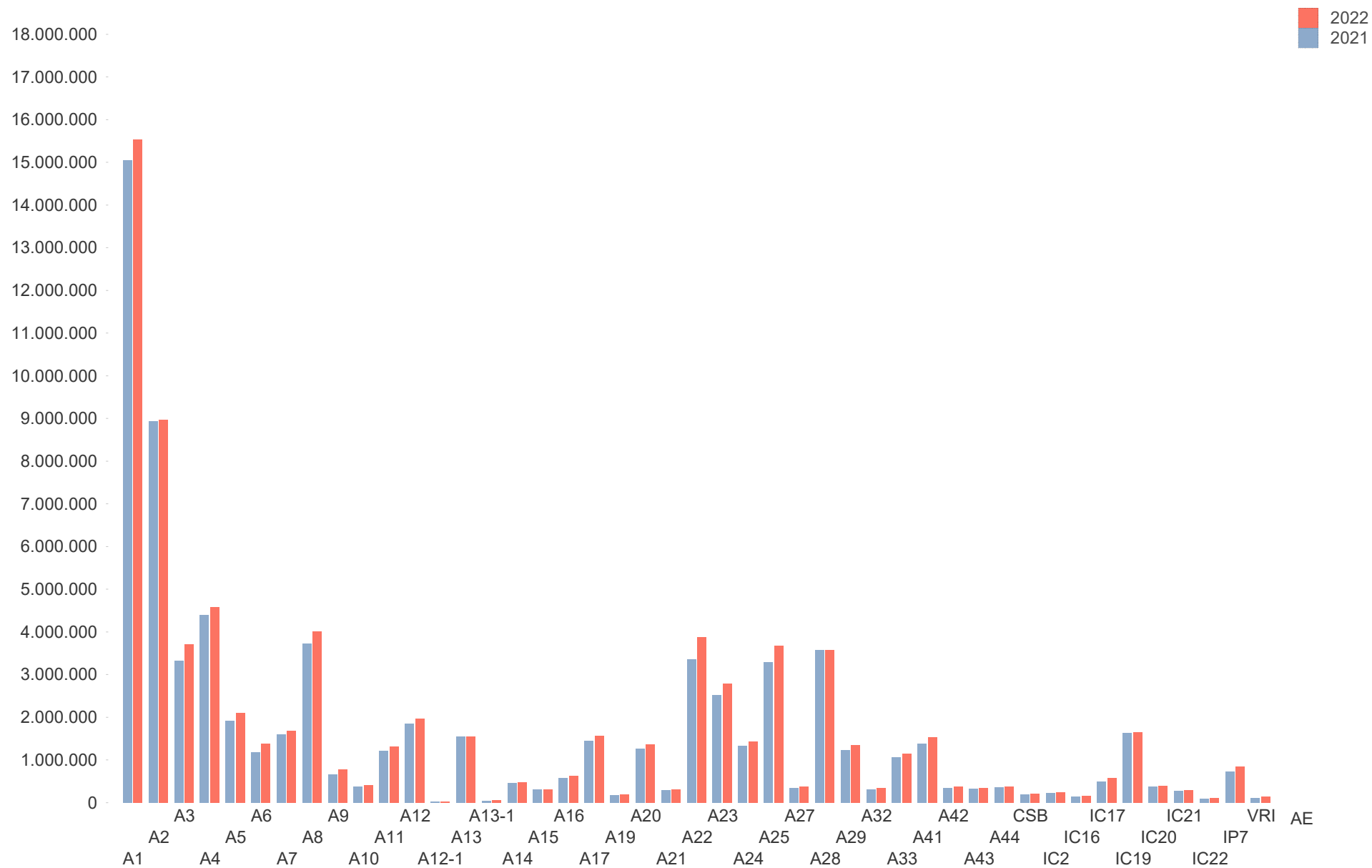
Variação da Circulação Média Diária por Trimestre

| Estrada | Mês | | | Ago | | | Set | | |
|------------------------|-------------------|-------------------|----------------|-------------------|-------------------|---------------|-------------------|-------------------|---------------|
| | 2021 | 2022 | Var. | 2021 | 2022 | Var. | 2021 | 2022 | Var. |
| A1 | 11.885.283 | 13.168.286 | 10,8% ↑ | 15.042.515 | 15.530.818 | 3,2% ↑ | 12.520.192 | 13.017.420 | 4,0% ↑ |
| A2 | 6.853.891 | 7.797.100 | 13,8% ↑ | 8.938.858 | 8.966.803 | 0,3% ↑ | 6.380.152 | 6.507.243 | 2,0% ↑ |
| A3 | 2.869.568 | 3.274.186 | 14,1% ↑ | 3.330.449 | 3.708.618 | 11,4% ↑ | 3.001.875 | 3.163.737 | 5,4% ↑ |
| A4 | 3.751.243 | 4.021.596 | 7,2% ↑ | 4.391.075 | 4.585.899 | 4,4% ↑ | 3.755.413 | 3.855.416 | 2,7% ↑ |
| A5 | 2.052.164 | 2.350.401 | 14,5% ↑ | 1.912.398 | 2.100.816 | 9,9% ↑ | 2.278.279 | 2.376.383 | 4,3% ↑ |
| A6 | 975.224 | 1.198.258 | 22,9% ↑ | 1.175.264 | 1.388.400 | 18,1% ↑ | 1.021.820 | 1.125.913 | 10,2% ↑ |
| A7 | 1.188.434 | 1.357.269 | 14,2% ↑ | 1.592.022 | 1.690.829 | 6,2% ↑ | 1.086.306 | 1.105.806 | 1,8% ↑ |
| A8 | 3.203.129 | 3.805.675 | 18,8% ↑ | 3.729.769 | 4.006.360 | 7,4% ↑ | 3.447.951 | 3.622.642 | 5,1% ↑ |
| A9 | 682.069 | 863.763 | 26,6% ↑ | 662.949 | 776.399 | 17,1% ↑ | 799.926 | 907.250 | 13,4% ↑ |
| A10 | 330.385 | 378.106 | 14,4% ↑ | 373.658 | 401.033 | 7,3% ↑ | 348.405 | 369.749 | 6,1% ↑ |
| A11 | 1.007.257 | 1.152.172 | 14,4% ↑ | 1.205.140 | 1.320.931 | 9,6% ↑ | 963.041 | 1.021.583 | 6,1% ↑ |
| A12 | 1.747.833 | 2.002.381 | 14,6% ↑ | 1.846.854 | 1.960.754 | 6,2% ↑ | 1.813.743 | 1.883.367 | 3,8% ↑ |
| A12-1 | 23.057 | 23.856 | 3,5% ↑ | 21.052 | 21.734 | 3,2% ↑ | 23.950 | 23.546 | -1,7% ↓ |
| A13 | 1.093.685 | 1.188.952 | 8,7% ↑ | 1.556.731 | 1.550.025 | -0,4% ↓ | 1.042.079 | 1.063.852 | 2,1% ↑ |
| A13-1 | 41.502 | 46.250 | 11,4% ↑ | 49.939 | 55.371 | 10,9% ↑ | 44.980 | 43.481 | -3,3% ↓ |
| A14 | 386.157 | 428.618 | 11,0% ↑ | 465.036 | 470.502 | 1,2% ↑ | 348.188 | 336.689 | -3,3% ↓ |
| A15 | 253.866 | 287.230 | 13,1% ↑ | 304.290 | 314.649 | 3,4% ↑ | 231.108 | 235.191 | 1,8% ↑ |
| A16 | 627.949 | 702.787 | 11,9% ↑ | 571.424 | 634.889 | 11,1% ↑ | 684.635 | 743.024 | 8,5% ↑ |
| A17 | 1.036.603 | 1.314.086 | 26,8% ↑ | 1.440.386 | 1.564.816 | 8,6% ↑ | 1.087.551 | 1.172.688 | 7,8% ↑ |
| A19 | 190.807 | 194.196 | 1,8% ↑ | 184.474 | 192.854 | 4,5% ↑ | 194.667 | 200.870 | 3,2% ↑ |
| A20 | 1.251.497 | 1.365.431 | 9,1% ↑ | 1.262.368 | 1.363.406 | 8,0% ↑ | 1.282.794 | 1.370.191 | 6,8% ↑ |
| A21 | 293.358 | 331.839 | 13,1% ↑ | 302.673 | 304.450 | 0,6% ↑ | 300.586 | 302.730 | 0,7% ↑ |
| A22 | 2.249.084 | 3.103.884 | 38,0% ↑ | 3.363.073 | 3.872.338 | 15,1% ↑ | 2.314.125 | 2.576.588 | 11,3% ↑ |
| A23 | 1.980.930 | 2.246.709 | 13,4% ↑ | 2.522.222 | 2.789.609 | 10,6% ↑ | 1.914.285 | 2.025.074 | 5,8% ↑ |
| A24 | 933.920 | 967.105 | 3,6% ↑ | 1.328.730 | 1.426.869 | 7,4% ↑ | 881.721 | 930.420 | 5,5% ↑ |
| A25 | 2.611.326 | 2.998.131 | 14,8% ↑ | 3.284.844 | 3.680.672 | 12,1% ↑ | 2.466.951 | 2.630.767 | 6,6% ↑ |
| A27 | 275.536 | 291.634 | 5,8% ↑ | 345.010 | 375.345 | 8,8% ↑ | 263.236 | 278.810 | 5,9% ↑ |
| A28 | 3.236.201 | 3.309.619 | 2,3% ↑ | 3.571.169 | 3.570.159 | 0,0% ↑ | 3.215.386 | 3.144.673 | -2,2% ↓ |
| A29 | 1.239.692 | 1.366.571 | 10,2% ↑ | 1.237.824 | 1.348.246 | 8,9% ↑ | 1.279.481 | 1.327.880 | 3,8% ↑ |
| A32 | 318.079 | 347.606 | 9,3% ↑ | 312.519 | 341.710 | 9,3% ↑ | 321.061 | 340.333 | 6,0% ↑ |
| A33 | 1.105.342 | 1.254.981 | 13,5% ↑ | 1.066.464 | 1.150.233 | 7,9% ↑ | 1.119.754 | 1.169.192 | 4,4% ↑ |
| A41 | 1.302.003 | 1.526.363 | 17,2% ↑ | 1.379.756 | 1.536.417 | 11,4% ↑ | 1.321.889 | 1.473.387 | 11,5% ↑ |
| A42 | 328.365 | 379.157 | 15,5% ↑ | 335.284 | 376.684 | 12,3% ↑ | 333.369 | 368.487 | 10,5% ↑ |
| A43 | 350.125 | 369.764 | 5,6% ↑ | 329.335 | 338.901 | 2,9% ↑ | 361.138 | 372.052 | 3,0% ↑ |
| A44 | 370.949 | 406.618 | 9,6% ↑ | 360.920 | 377.294 | 4,5% ↑ | 378.492 | 391.574 | 3,5% ↑ |
| CSB | 187.372 | 201.593 | 7,6% ↑ | 194.865 | 207.502 | 6,5% ↑ | 192.771 | 204.945 | 6,3% ↑ |
| VRI | 96.039 | 137.439 | 43,1% ↑ | 110.321 | 131.748 | 19,4% ↑ | 111.768 | 138.242 | 23,7% ↑ |
| IP7 | 755.127 | 898.527 | 19,0% ↑ | 734.398 | 845.204 | 15,1% ↑ | 811.577 | 912.876 | 12,5% ↑ |
| IC2 | 241.195 | 261.273 | 8,3% ↑ | 227.425 | 237.428 | 4,4% ↑ | 267.534 | 257.740 | -3,7% ↓ |
| IC16 | 165.493 | 180.513 | 9,1% ↑ | 143.739 | 158.203 | 10,1% ↑ | 176.832 | 181.375 | 2,6% ↑ |
| IC17 | 503.342 | 630.661 | 25,3% ↑ | 497.140 | 586.564 | 18,0% ↑ | 528.240 | 620.465 | 17,5% ↑ |
| IC19 | 1.686.629 | 1.776.289 | 5,3% ↑ | 1.632.226 | 1.657.210 | 1,5% ↑ | 1.755.019 | 1.787.707 | 1,9% ↑ |
| IC20 | 357.167 | 406.023 | 13,7% ↑ | 368.857 | 383.738 | 4,0% ↑ | 325.156 | 326.086 | 0,3% ↑ |
| IC21 | 302.410 | 314.293 | 3,9% ↑ | 278.094 | 287.399 | 3,3% ↑ | 315.271 | 319.991 | 1,5% ↑ |
| IC22 | 111.028 | 122.698 | 10,5% ↑ | 98.900 | 106.917 | 8,1% ↑ | 118.517 | 129.187 | 9,0% ↑ |
| Média Ponderada | 62.452.313 | 70.749.885 | 13,3% ↑ | 74.082.440 | 78.696.741 | 6,2% ↑ | 63.431.212 | 66.356.619 | 4,6% ↑ |

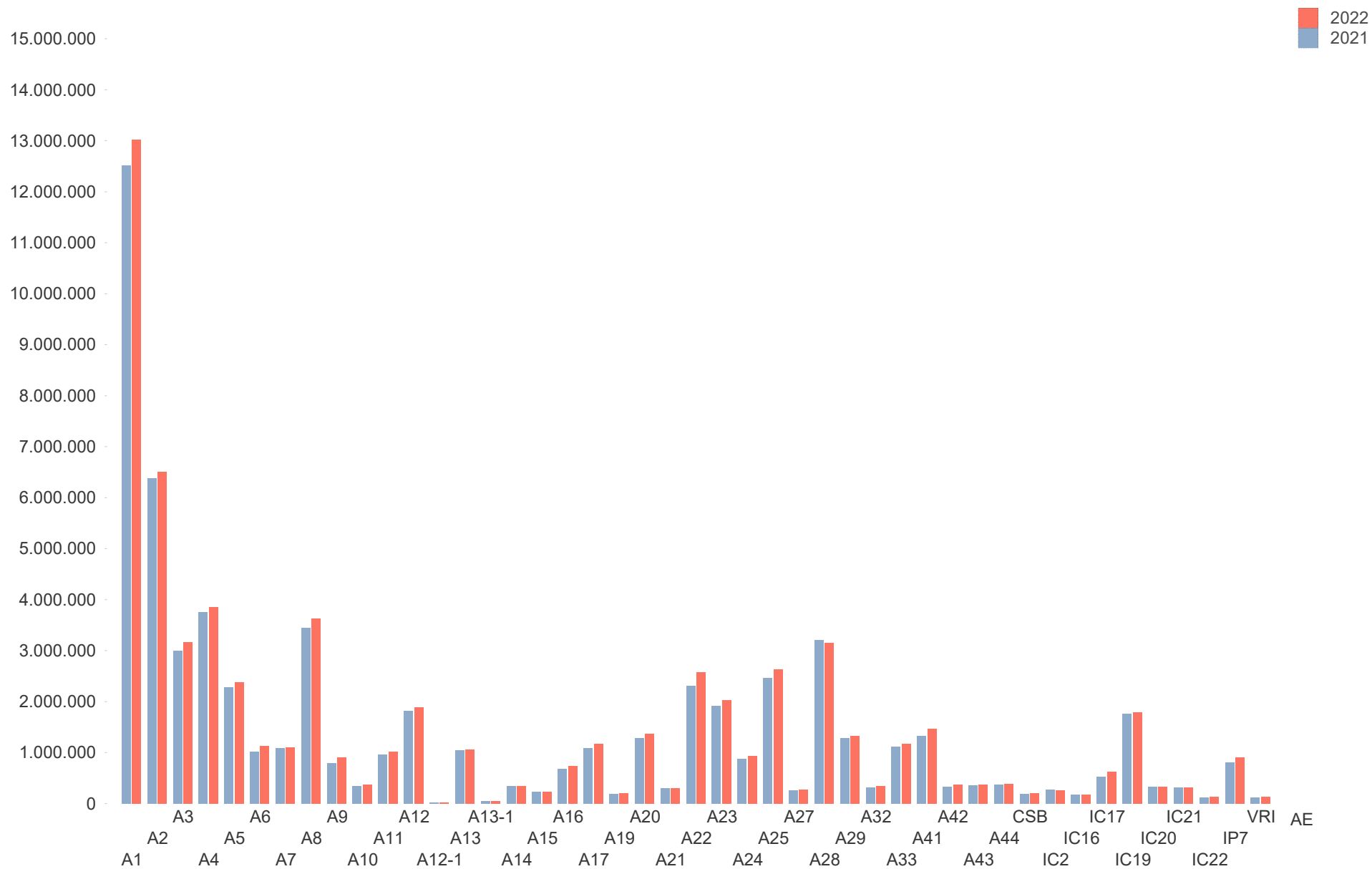
Variação da Circulação Média Diária por Estrada em períodos homólogos - Jul



Variação da Circulação Média Diária por Estrada em períodos homólogos - Ago

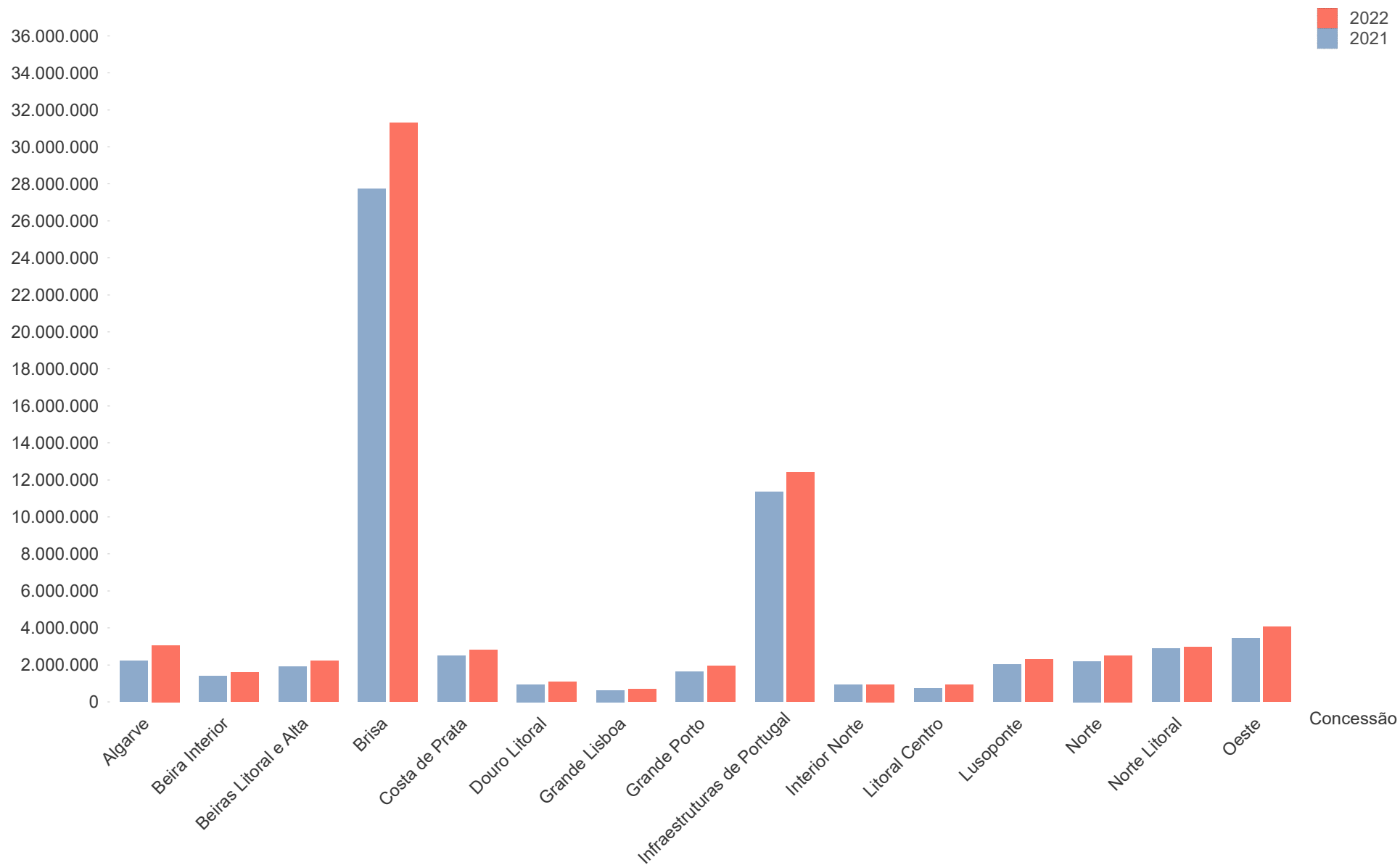


Variação da Circulação Média Diária por Estrada em períodos homólogos - Set

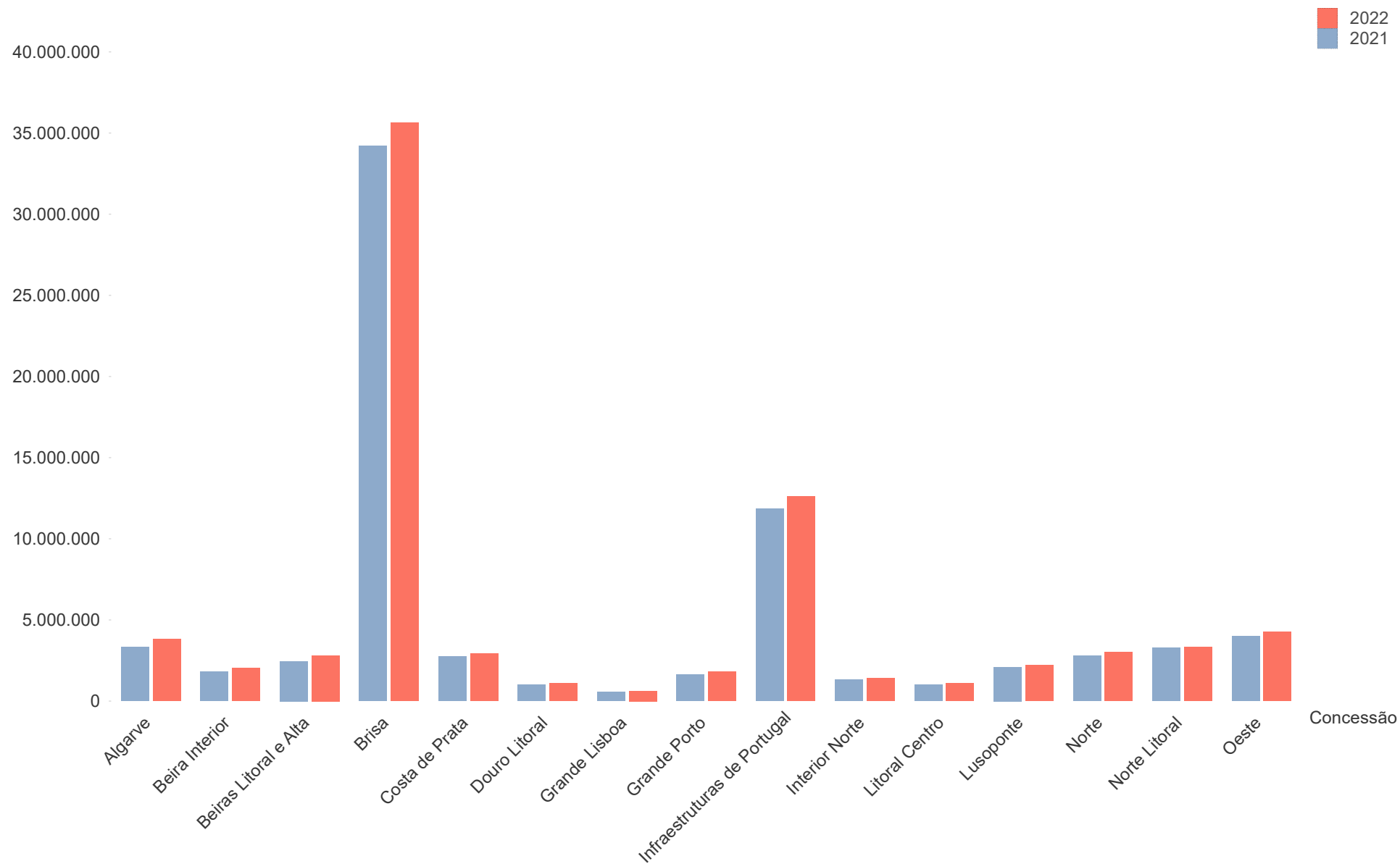


| Mês | Jul | | | | Ago | | | | Set | | | |
|------------------------|-------------------|-------------------|--------------|----------|-------------------|-------------------|-------------|----------|-------------------|-------------------|-------------|----------|
| Concessão | 2021 | 2022 | Var. | | 2021 | 2022 | Var. | | 2021 | 2022 | Var. | |
| Algarve | 2.224.380 | 3.067.446 | 37,9% | ↑ | 3.327.151 | 3.823.667 | 14,9% | ↑ | 2.289.470 | 2.546.831 | 11,2% | ↑ |
| Beira Interior | 1.381.797 | 1.587.848 | 14,9% | ↑ | 1.827.219 | 2.018.002 | 10,4% | ↑ | 1.328.528 | 1.396.570 | 5,1% | ↑ |
| Beiras Litoral e A... | 1.914.642 | 2.210.632 | 15,5% | ↑ | 2.457.734 | 2.818.263 | 14,7% | ↑ | 1.801.683 | 1.950.674 | 8,3% | ↑ |
| Brisa | 27.737.426 | 31.295.091 | 12,8% | ↑ | 34.207.365 | 35.634.298 | 4,2% | ↑ | 28.310.076 | 29.422.455 | 3,9% | ↑ |
| Costa de Prata | 2.502.188 | 2.807.376 | 12,2% | ↑ | 2.724.531 | 2.913.949 | 7,0% | ↑ | 2.521.997 | 2.612.876 | 3,6% | ↑ |
| Douro Litoral | 936.353 | 1.068.212 | 14,1% | ↑ | 1.005.330 | 1.100.458 | 9,5% | ↑ | 947.445 | 1.031.512 | 8,9% | ↑ |
| Grande Lisboa | 627.949 | 702.787 | 11,9% | ↑ | 571.424 | 634.889 | 11,1% | ↑ | 684.635 | 743.024 | 8,5% | ↑ |
| Grande Porto | 1.615.846 | 1.927.139 | 19,3% | ↑ | 1.630.158 | 1.835.132 | 12,6% | ↑ | 1.675.665 | 1.877.633 | 12,1% | ↑ |
| Infraestruturas ... | 11.354.536 | 12.413.703 | 9,3% | ↑ | 11.848.216 | 12.599.032 | 6,3% | ↑ | 11.617.983 | 12.157.073 | 4,6% | ↑ |
| Interior Norte | 913.540 | 946.013 | 3,6% | ↑ | 1.299.410 | 1.396.917 | 7,5% | ↑ | 861.509 | 909.680 | 5,6% | ↑ |
| Litoral Centro | 714.536 | 921.726 | 29,0% | ↑ | 1.021.077 | 1.108.072 | 8,5% | ↑ | 757.541 | 818.229 | 8,0% | ↑ |
| Lusoponte | 2.029.848 | 2.291.202 | 12,9% | ↑ | 2.100.096 | 2.218.446 | 5,6% | ↑ | 2.118.168 | 2.176.968 | 2,8% | ↑ |
| Norte | 2.195.691 | 2.509.441 | 14,3% | ↑ | 2.797.162 | 3.011.759 | 7,7% | ↑ | 2.049.347 | 2.127.389 | 3,8% | ↑ |
| Norte Litoral | 2.883.981 | 2.952.189 | 2,4% | ↑ | 3.281.556 | 3.317.604 | 1,1% | ↑ | 2.825.897 | 2.768.618 | -2,0% | ↓ |
| Oeste | 3.419.600 | 4.049.079 | 18,4% | ↑ | 3.984.010 | 4.266.252 | 7,1% | ↑ | 3.641.268 | 3.817.087 | 4,8% | ↑ |
| Média Ponderada | 62.452.313 | 70.749.885 | 13,3% | ↑ | 74.082.440 | 78.696.741 | 6,2% | ↑ | 63.431.212 | 66.356.619 | 4,6% | ↑ |

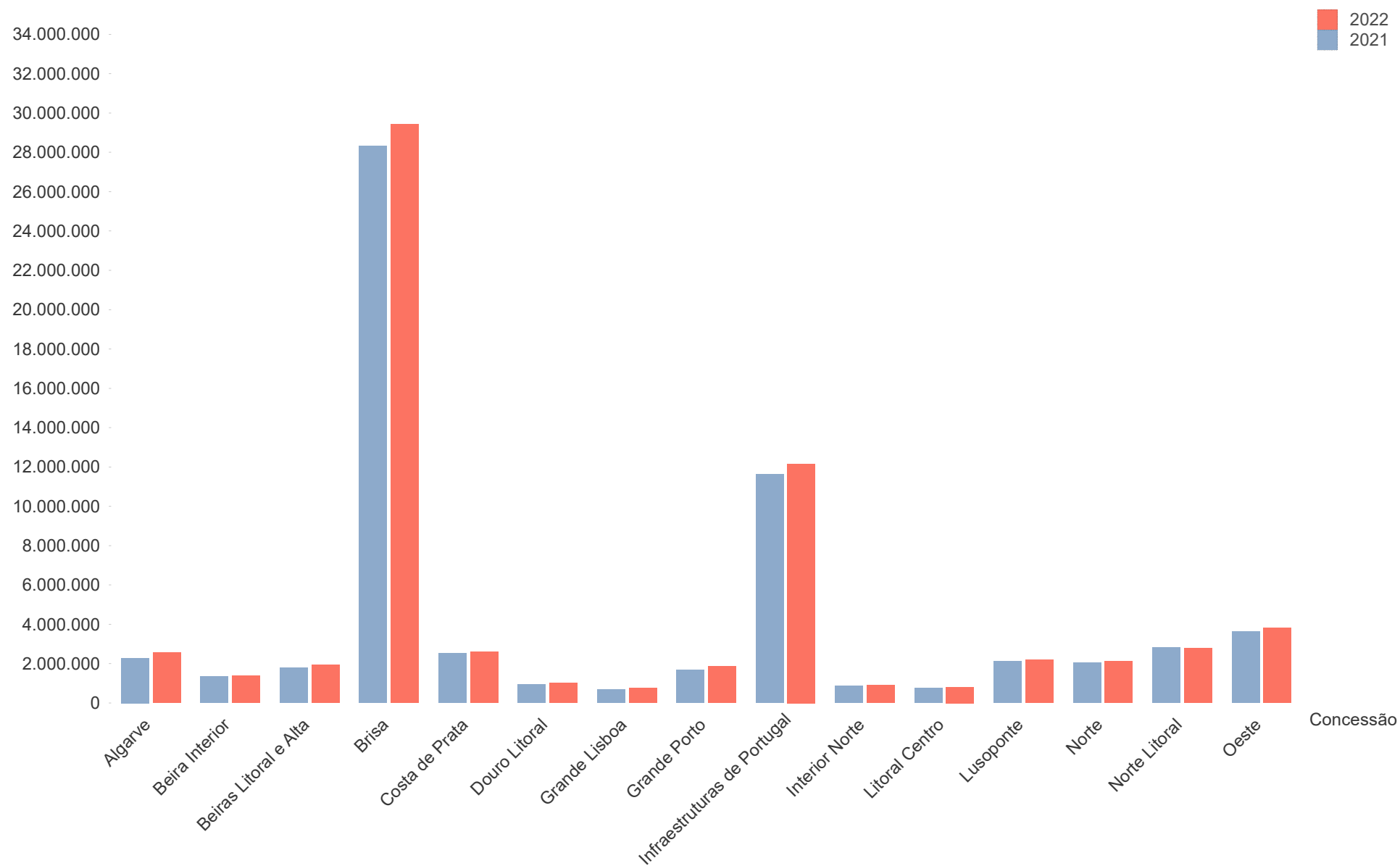
Variação da Circulação Média Diária por Concessão em períodos homólogos - Jul



Variação da Circulação Média Diária por Concessão em períodos homólogos - Ago



Variação da Circulação Média Diária por Concessão em períodos homólogos - Set



Avenida Elias Garcia, 103 • 1050-098 Lisboa
Tel.: 210 488 488 • Fax: 217 973 777
www.imt-ip.pt

